Analytical Resources, Incorporated
Analytical Chemists and Consultants

11 May 2004

Stacy Pischer
Landau Associates, Inc.
130 Second Avenue South
Edmonds, WA 98020-9129

RE: Project: POA Uplands Investig. / 529009.311
ARI Job No: GM58

Dear Stacy:

Please find enclosed the original chain of custody (COC) records and the analytical results for the samples from the project referenced above. Analytical Resources, Inc. (ARI) accepted twenty-two soil samples and one trip blank on April 1, 2004. ARI received the samples in good condition. There were no discrepancies between the COC and the sample containers' labels.

The samples were analyzed for VOAs, PAHs, PCBs, NWTPH-Dx with acid/silica gel cleanups, NWTPH-G, total metals, dioxins/furans and hexavalent chromium as requested. The test for dioxins/furans was sub-contracted to Pace Analytical Services in Minneapolis, MN. Quality control analyses are included for your review.

Many of the samples showed relatively high percent moistures, resulting in higher reporting limits.

The standards in the NWTPH-Dx analyses were acid/silica cleaned as per the method.

The areas for three of the four internal standards were low following the initial VOA analyses of samples **LSB-5, 7-8.** The area for the fourth internal standard was low following the initial analysis of sample **LSB-5, 14-15**. These samples were diluted and re-analyzed. The areas for all internal standards were within acceptable QC Limits for the re-analyses. The results for both analyses have been submitted for these samples.

A matrix spike (MS) and matrix spike duplicate (MSD) were performed on sample **MW-102, 9-10** for the SIM PNA analysis. Detections of PNA's in the MS that were not present in the sample or the MSD as well as higher levels of the two PNA's detected in the sample and MSD suggest sample heterogeneity.

Landau Associates, Inc.
Client Project: POA Uplands Investig. / 529009.311
ARI Job No: GM58
Page 2

The percent recoveries for one or both of the surrogates, trifluorotoluene and bromobenzene, were low following the initial NWTPH-G analyses of samples **LSB-5, 7-8** and **LSB-5, 14-15**. This was due to the very low percent solids for these samples. A matrix spike (MS) and a matrix spike duplicate (MSD) were prepared and analyzed in conjunction with sample **LSB-5, 14-15**. The percent recoveries for both surrogates were low for the MS and the MSD as well as the spike recoveries, confirming matrix effect.

The percent recoveries of the surrogate, o-terphenyl, were low following the initial NWTPH-Dx analyses of samples **LSB-6, 4-5** and **LSB-6, 6-7**. These samples were re-extracted and re-analyzed. Surrogate recoveries were good in the re-extractions. Sample **LSB-6, 4-5** showed no detections above the RL for either analysis. Sample **LSB-6, 6-7** showed higher levels of both diesel range and motor oil range organics in the re-extraction. The analyst also noted the presence of a peak at 9.11 minutes in the re-extraction of this sample that was not evident in the initial extraction. Because the re-extractions occurred past the holding time, both sets of data for these two samples have been reported.

An MS was prepared and analyzed for the total metals in conjunction with sample **MW-111, 4-5**. The percent recovery for antimony was low following the initial analysis of the MS. Low spike recoveries are typical for antimony. The low recovery of antimony is due to formation of Sb205 in the presence of nitric acid. This antimony oxide compound is very adsorptive and is lost on silicate surfaces (i.e. sand and soil). The addition of HCl to the digestion, as required by method 3050 for ICP analysis, converts some of this adsorptive oxide to the SbCl6 anion, which does not adsorb on undigested siliceous materials. However, this conversion is not quantitative. Since the percent recovery for antimony was within acceptable QC Limits for the corresponding LCS, no corrective action was taken.

An MS was prepared and analyzed for hexavalent chromium in conjunction with sample **MW-111, 2-3**. The percent recovery for hexavalent chromium was low following the initial analysis of the MS. The sample was diluted and another MS was analyzed. The percent recovery for hexavalent chromium was low for the dilution as well. A post spike was prepared and analyzed. Similar results were obtained for the post spike. Since the percent recovery for hexavalent chromium was within acceptable QC limits for the corresponding SRM, it was concluded that the sample matrix was the cause of the low recoveries. No further corrective actions were taken. The results for the initial analysis only have been submitted.

Landau Associates, Inc.
Client Project: POA Uplands Investig. / 529009.311
ARI Job No: GM58
Page 3

No further analytical complications were noted. A copy of this report and all associated raw data will remain on file with ARI. If you have any questions or require additional information, please feel free to contact me at your convenience.

Sincerely,

ANALYTICAL RESOURCES, INC.

Mary Lou Fox

Mary Lou Fox
Project Manager
206/695-6211
marylou@arilabs.com

Enclosures

cc: GM58

MLF/mdh

11 May 2004

Stacy Pischer
Landau Associates, Inc.
130 Second Avenue South
Edmonds, WA 98020-9129

RE: Project: POA Uplands Investig. / 529009.311
ARI Job No: GM58

Dear Stacy:

Please find enclosed the original chain of custody (COC) records and the analytical results for the samples from the project referenced above. Analytical Resources, Inc. (ARI) accepted twenty-two soil samples and one trip blank on April 1, 2004. ARI received the samples in good condition. There were no discrepancies between the COC and the sample containers' labels.

The samples were analyzed for VOAs, PAHs, PCBs, NWTPH-Dx with acid/silica gel cleanups, NWTPH-G, total metals, dioxins/furans and hexavalent chromium as requested. The test for dioxins/furans was sub-contracted to Pace Analytical Services in Minneapolis, MN. Quality control analyses are included for your review.

Many of the samples showed relatively high percent moistures, resulting in higher reporting limits.

The standards in the NWTPH-Dx analyses were acid/silica cleaned as per the method.

The areas for three of the four internal standards were low following the initial VOA analyses of samples **LSB-5, 7-8.** The area for the fourth internal standard was low following the initial analysis of sample **LSB-5, 14-15**. These samples were diluted and re-analyzed. The areas for all internal standards were within acceptable QC Limits for the re-analyses. The results for both analyses have been submitted for these samples.

A matrix spike (MS) and matrix spike duplicate (MSD) were performed on sample **MW-102, 9-10** for the SIM PNA analysis. Detections of PNA's in the MS that were not present in the sample or the MSD as well as higher levels of the two PNA's detected in the sample and MSD suggest sample heterogeneity.

The percent recoveries for one or both of the surrogates, trifluorotoluene and bromobenzene, were low following the initial NWTPH-G analyses of samples **LSB-5, 7-8** and **LSB-5, 14-15**. This was due to the very low percent solids for these samples. A matrix spike (MS) and a matrix spike duplicate (MSD) were prepared and analyzed in conjunction with sample **LSB-5, 14-15**. The percent recoveries for both surrogates were low for the MS and the MSD as well as the spike recoveries, confirming matrix effect.

The percent recoveries of the surrogate, o-terphenyl, were low following the initial NWTPH-Dx analyses of samples **LSB-6, 4-5** and **LSB-6, 6-7**. These samples were re-extracted and re-analyzed. Surrogate recoveries were good in the re-extractions. Sample **LSB-6, 4-5** showed no detections above the RL for either analysis. Sample **LSB-6, 6-7** showed higher levels of both diesel range and motor oil range organics in the re-extraction. The analyst also noted the presence of a peak at 9.11 minutes in the re-extraction that was not evident in the initial extraction. Because the re-extractions occurred past the holding time, both sets of data for these two samples have been reported.

An MS was prepared and analyzed for hexavalent chromium in conjunction with sample **MW-111, 2-3**. The percent recovery for hexavalent chromium was low following the initial analysis of the MS. The sample was diluted and another MS was analyzed. The percent recovery for hexavalent chromium was low for the dilution as well. A post spike was prepared and analyzed. Similar results were obtained for the post spike. Since the percent recovery for hexavalent chromium was within acceptable QC limits for the corresponding SRM, it was concluded that the sample matrix was the cause of the low recoveries. No further corrective actions were taken. The results for the initial analysis only have been submitted.

An MS was prepared and analyzed for the total metals in conjunction with sample **MW-111, 4-5**. The percent recovery for antimony was low following the initial analysis of the MS. Low spike recoveries are typical for antimony. The low recovery of antimony is due to formation of Sb205 in the presence of nitric acid. This antimony oxide compound is very adsorptive and is lost on silicate surfaces (i.e. sand and soil). The addition of HCl to the digestion, as required by method 3050 for ICP analysis, converts some of this adsorptive oxide to the SbCl6 anion, which does not adsorb on undigested siliceous materials. However, this conversion is not quantitative. Since the percent recovery for antimony was within acceptable QC Limits for the corresponding LCS, no corrective action was taken.

No further analytical complications were noted. A copy of this report and all associated raw data will remain on file with ARI. If you have any questions or require additional information, please feel free to contact me at your convenience.

Sincerely,

ANALYTICAL RESOURCES, INC.

Mary Lou Fox
Project Manager
206/695-6211
marylou@arilabs.com

Enclosures

cc: GM58

MLF/mdh

Analytical Resources, Incorporated
Analytical Chemists and Consultants

ORGANIC COMPOUND DATA REPORTING QUALIFIERS

U	Indicates the compound was undetected at the reported concentration. (Same as ND).
J	Indicates an estimated concentration when the value is less than the calculated reporting limit.
D	Indicates the surrogate/spike(s) was not detected, due to dilution of extract.
NR	Indicates the surrogate recovery cannot be reported due to matrix interference.
E	Indicates a value above the linear range of the detector. Sample dilution required.
S	Indicates no value reported due to saturation of the detector. Sample dilution required.
NA	Indicates compound not analyzed for.
M	Indicates an estimated value of analyte found and confirmed by analyst but with low spectral match.
B	Indicates possible/probable blank contamination. Flagged when the analyte is detected in the blank as well as the sample.
Y	Indicates raised reporting limit due to background interference or to activity on the instrument. Compound is still not detected at or above the raised level.
C	Indicates a probable hit that cannot be confirmed due to matrix interference (GC).
P	Indicates a high RPD for dual column GC analyses without obvious interference.

4611 South 134th Place, Suite 100 • Tukwila WA 98168 • **206-695-6200** • **206-695-6201** fax

ANALYTICAL RESOURCES INCORPORATED

ORGANICS ANALYSIS DATA SHEET
Volatiles by Purge & Trap GC/MS-Method 8260B **Sample ID: MB-041204**
 METHOD BLANK

Lab Sample ID: MB-041204 QC Report No: GM58-Landau Associates
LIMS ID: 04-5065 Project: POA Uplands Investig
Matrix: Soil 529009.311
Data Release Authorized: Date Sampled: NA
Reported: 04/22/04 Date Received: NA

Instrument/Analyst: FINN5/PAB Sample Amount: 5.00 g
Date Analyzed: 04/12/04 12:01 Percent Moisture: NA

CAS Number	Analyte	RL	Result
74-87-3	Chloromethane	1.0	< 1.0 U
74-83-9	Bromomethane	1.0	< 1.0 U
75-01-4	Vinyl Chloride	1.0	< 1.0 U
75-00-3	Chloroethane	1.0	< 1.0 U
75-09-2	Methylene Chloride	2.0	< 2.0 U
67-64-1	Acetone	5.0	< 5.0 U
75-15-0	Carbon Disulfide	1.0	< 1.0 U
75-35-4	1,1-Dichloroethene	1.0	< 1.0 U
75-34-3	1,1-Dichloroethane	1.0	< 1.0 U
156-60-5	trans-1,2-Dichloroethene	1.0	< 1.0 U
156-59-2	cis-1,2-Dichloroethene	1.0	< 1.0 U
67-66-3	Chloroform	1.0	< 1.0 U
107-06-2	1,2-Dichloroethane	1.0	< 1.0 U
78-93-3	2-Butanone	5.0	< 5.0 U
71-55-6	1,1,1-Trichloroethane	1.0	< 1.0 U
56-23-5	Carbon Tetrachloride	1.0	< 1.0 U
108-05-4	Vinyl Acetate	5.0	< 5.0 U
75-27-4	Bromodichloromethane	1.0	< 1.0 U
78-87-5	1,2-Dichloropropane	1.0	< 1.0 U
10061-01-5	cis-1,3-Dichloropropene	1.0	< 1.0 U
79-01-6	Trichloroethene	1.0	< 1.0 U
124-48-1	Dibromochloromethane	1.0	< 1.0 U
79-00-5	1,1,2-Trichloroethane	1.0	< 1.0 U
71-43-2	Benzene	1.0	< 1.0 U
10061-02-6	trans-1,3-Dichloropropene	1.0	< 1.0 U
110-75-8	2-Chloroethylvinylether	5.0	< 5.0 U
75-25-2	Bromoform	1.0	< 1.0 U
108-10-1	4-Methyl-2-Pentanone (MIBK)	5.0	< 5.0 U
591-78-6	2-Hexanone	5.0	< 5.0 U
127-18-4	Tetrachloroethene	1.0	< 1.0 U
79-34-5	1,1,2,2-Tetrachloroethane	1.0	< 1.0 U
108-88-3	Toluene	1.0	< 1.0 U
108-90-7	Chlorobenzene	1.0	< 1.0 U
100-41-4	Ethylbenzene	1.0	< 1.0 U
100-42-5	Styrene	1.0	< 1.0 U
75-69-4	Trichlorofluoromethane	1.0	< 1.0 U
76-13-1	1,1,2-Trichloro-1,2,2-trifluoroe	2.0	< 2.0 U
1330-20-7	m,p-Xylene	1.0	< 1.0 U
95-47-6	o-Xylene	1.0	< 1.0 U
95-50-1	1,2-Dichlorobenzene	1.0	< 1.0 U
541-73-1	1,3-Dichlorobenzene	1.0	< 1.0 U
106-46-7	1,4-Dichlorobenzene	1.0	< 1.0 U
107-02-8	Acrolein	50	< 50 U
74-88-4	Methyl Iodide	1.0	< 1.0 U
74-96-4	Bromoethane	2.0	< 2.0 U
107-13-1	Acrylonitrile	5.0	< 5.0 U
563-58-6	1,1-Dichloropropene	1.0	< 1.0 U
74-95-3	Dibromomethane	1.0	< 1.0 U
630-20-6	1,1,1,2-Tetrachloroethane	1.0	< 1.0 U
96-12-8	1,2-Dibromo-3-chloropropane	5.0	< 5.0 U

ORGANICS ANALYSIS DATA SHEET
Volatiles by Purge & Trap GC/MS-Method 8260B **Sample ID: MB-041204**
 METHOD BLANK

Lab Sample ID: MB-041204 QC Report No: GM58-Landau Associates
LIMS ID: 04-5065 Project: POA Uplands Investig
Matrix: Soil 529009.311
Date Analyzed: 04/12/04 12:01

CAS Number	Analyte	RL	Result
96-18-4	1,2,3-Trichloropropane	2.0	< 2.0 U
110-57-6	trans-1,4-Dichloro-2-butene	5.0	< 5.0 U
108-67-8	1,3,5-Trimethylbenzene	1.0	< 1.0 U
95-63-6	1,2,4-Trimethylbenzene	1.0	< 1.0 U
87-68-3	Hexachlorobutadiene	5.0	< 5.0 U
106-93-4	Ethylene Dibromide	1.0	< 1.0 U
74-97-5	Bromochloromethane	1.0	< 1.0 U
594-20-7	2,2-Dichloropropane	1.0	< 1.0 U
142-28-9	1,3-Dichloropropane	1.0	< 1.0 U
98-82-8	Isopropylbenzene	1.0	< 1.0 U
103-65-1	n-Propylbenzene	1.0	< 1.0 U
108-86-1	Bromobenzene	1.0	< 1.0 U
95-49-8	2-Chlorotoluene	1.0	< 1.0 U
106-43-4	4-Chlorotoluene	1.0	< 1.0 U
98-06-6	tert-Butylbenzene	1.0	< 1.0 U
135-98-8	sec-Butylbenzene	1.0	< 1.0 U
99-87-6	4-Isopropyltoluene	1.0	< 1.0 U
104-51-8	n-Butylbenzene	1.0	< 1.0 U
120-82-1	1,2,4-Trichlorobenzene	5.0	< 5.0 U
91-20-3	Naphthalene	5.0	< 5.0 U
87-61-6	1,2,3-Trichlorobenzene	5.0	< 5.0 U

Reported in µg/kg (ppb)

Volatile Surrogate Recovery

d4-1,2-Dichloroethane	93.8%
d8-Toluene	92.0%
Bromofluorobenzene	88.8%
d4-1,2-Dichlorobenzene	97.5%

ANALYTICAL RESOURCES INCORPORATED

ORGANICS ANALYSIS DATA SHEET
Volatiles by Purge & Trap GC/MS-Method 8260B **Sample ID: MB-041404**
 METHOD BLANK

Lab Sample ID: MB-041404 QC Report No: GM58-Landau Associates
LIMS ID: 04-5069 Project: POA Uplands Investig
Matrix: Soil 529009.311
Data Release Authorized: Date Sampled: NA
Reported: 04/22/04 Date Received: NA

Instrument/Analyst: FINN5/PAB Sample Amount: 5.00 g
Date Analyzed: 04/14/04 13:38 Percent Moisture: NA

CAS Number	Analyte	RL	Result
74-87-3	Chloromethane	1.0	< 1.0 U
74-83-9	Bromomethane	1.0	< 1.0 U
75-01-4	Vinyl Chloride	1.0	< 1.0 U
75-00-3	Chloroethane	1.0	< 1.0 U
75-09-2	Methylene Chloride	2.0	< 2.0 U
67-64-1	Acetone	5.0	< 5.0 U
75-15-0	Carbon Disulfide	1.0	< 1.0 U
75-35-4	1,1-Dichloroethene	1.0	< 1.0 U
75-34-3	1,1-Dichloroethane	1.0	< 1.0 U
156-60-5	trans-1,2-Dichloroethene	1.0	< 1.0 U
156-59-2	cis-1,2-Dichloroethene	1.0	< 1.0 U
67-66-3	Chloroform	1.0	< 1.0 U
107-06-2	1,2-Dichloroethane	1.0	< 1.0 U
78-93-3	2-Butanone	5.0	< 5.0 U
71-55-6	1,1,1-Trichloroethane	1.0	< 1.0 U
56-23-5	Carbon Tetrachloride	1.0	< 1.0 U
108-05-4	Vinyl Acetate	5.0	< 5.0 U
75-27-4	Bromodichloromethane	1.0	< 1.0 U
78-87-5	1,2-Dichloropropane	1.0	< 1.0 U
10061-01-5	cis-1,3-Dichloropropene	1.0	< 1.0 U
79-01-6	Trichloroethene	1.0	< 1.0 U
124-48-1	Dibromochloromethane	1.0	< 1.0 U
79-00-5	1,1,2-Trichloroethane	1.0	< 1.0 U
71-43-2	Benzene	1.0	< 1.0 U
10061-02-6	trans-1,3-Dichloropropene	1.0	< 1.0 U
110-75-8	2-Chloroethylvinylether	5.0	< 5.0 U
75-25-2	Bromoform	1.0	< 1.0 U
108-10-1	4-Methyl-2-Pentanone (MIBK)	5.0	< 5.0 U
591-78-6	2-Hexanone	5.0	< 5.0 U
127-18-4	Tetrachloroethene	1.0	< 1.0 U
79-34-5	1,1,2,2-Tetrachloroethane	1.0	< 1.0 U
108-88-3	Toluene	1.0	< 1.0 U
108-90-7	Chlorobenzene	1.0	< 1.0 U
100-41-4	Ethylbenzene	1.0	< 1.0 U
100-42-5	Styrene	1.0	< 1.0 U
75-69-4	Trichlorofluoromethane	1.0	< 1.0 U
76-13-1	1,1,2-Trichloro-1,2,2-trifluoroe	2.0	< 2.0 U
1330-20-7	m,p-Xylene	1.0	< 1.0 U
95-47-6	o-Xylene	1.0	< 1.0 U
95-50-1	1,2-Dichlorobenzene	1.0	< 1.0 U
541-73-1	1,3-Dichlorobenzene	1.0	< 1.0 U
106-46-7	1,4-Dichlorobenzene	1.0	< 1.0 U
107-02-8	Acrolein	50	< 50 U
74-88-4	Methyl Iodide	1.0	< 1.0 U
74-96-4	Bromoethane	2.0	< 2.0 U
107-13-1	Acrylonitrile	5.0	< 5.0 U
563-58-6	1,1-Dichloropropene	1.0	< 1.0 U
74-95-3	Dibromomethane	1.0	< 1.0 U
630-20-6	1,1,1,2-Tetrachloroethane	1.0	< 1.0 U
96-12-8	1,2-Dibromo-3-chloropropane	5.0	< 5.0 U

ANALYTICAL RESOURCES INCORPORATED

ORGANICS ANALYSIS DATA SHEET
Volatiles by Purge & Trap GC/MS-Method 8260B **Sample ID: MB-041404**
 METHOD BLANK

Lab Sample ID: MB-041404
LIMS ID: 04-5069
Matrix: Soil
Date Analyzed: 04/14/04 13:38

QC Report No: GM58-Landau Associates
Project: POA Uplands Investig
529009.311

CAS Number	Analyte	RL	Result
96-18-4	1,2,3-Trichloropropane	2.0	< 2.0 U
110-57-6	trans-1,4-Dichloro-2-butene	5.0	< 5.0 U
108-67-8	1,3,5-Trimethylbenzene	1.0	< 1.0 U
95-63-6	1,2,4-Trimethylbenzene	1.0	< 1.0 U
87-68-3	Hexachlorobutadiene	5.0	< 5.0 U
106-93-4	Ethylene Dibromide	1.0	< 1.0 U
74-97-5	Bromochloromethane	1.0	< 1.0 U
594-20-7	2,2-Dichloropropane	1.0	< 1.0 U
142-28-9	1,3-Dichloropropane	1.0	< 1.0 U
98-82-8	Isopropylbenzene	1.0	< 1.0 U
103-65-1	n-Propylbenzene	1.0	< 1.0 U
108-86-1	Bromobenzene	1.0	< 1.0 U
95-49-8	2-Chlorotoluene	1.0	< 1.0 U
106-43-4	4-Chlorotoluene	1.0	< 1.0 U
98-06-6	tert-Butylbenzene	1.0	< 1.0 U
135-98-8	sec-Butylbenzene	1.0	< 1.0 U
99-87-6	4-Isopropyltoluene	1.0	< 1.0 U
104-51-8	n-Butylbenzene	1.0	< 1.0 U
120-82-1	1,2,4-Trichlorobenzene	5.0	< 5.0 U
91-20-3	Naphthalene	5.0	< 5.0 U
87-61-6	1,2,3-Trichlorobenzene	5.0	< 5.0 U

Reported in µg/kg (ppb)

Volatile Surrogate Recovery

d4-1,2-Dichloroethane	98.0%
d8-Toluene	88.6%
Bromofluorobenzene	91.1%
d4-1,2-Dichlorobenzene	97.9%

ANALYTICAL RESOURCES INCORPORATED

ORGANICS ANALYSIS DATA SHEET
Volatiles by Purge & Trap GC/MS-Method 8260B **Sample ID: MB-041604**
 METHOD BLANK

Lab Sample ID: MB-041604 QC Report No: GM58-Landau Associates
LIMS ID: 04-5075 Project: POA Uplands Investig
Matrix: Soil 529009.311
Data Release Authorized: Date Sampled: NA
Reported: 04/22/04 Date Received: NA

Instrument/Analyst: FINN5/PAB Sample Amount: 5.00 g
Date Analyzed: 04/16/04 19:26 Percent Moisture: NA

CAS Number	Analyte	RL	Result
74-87-3	Chloromethane	1.0	< 1.0 U
74-83-9	Bromomethane	1.0	< 1.0 U
75-01-4	Vinyl Chloride	1.0	< 1.0 U
75-00-3	Chloroethane	1.0	< 1.0 U
75-09-2	Methylene Chloride	2.0	< 2.0 U
67-64-1	Acetone	5.0	< 5.0 U
75-15-0	Carbon Disulfide	1.0	< 1.0 U
75-35-4	1,1-Dichloroethene	1.0	< 1.0 U
75-34-3	1,1-Dichloroethane	1.0	< 1.0 U
156-60-5	trans-1,2-Dichloroethene	1.0	< 1.0 U
156-59-2	cis-1,2-Dichloroethene	1.0	< 1.0 U
67-66-3	Chloroform	1.0	< 1.0 U
107-06-2	1,2-Dichloroethane	1.0	< 1.0 U
78-93-3	2-Butanone	5.0	< 5.0 U
71-55-6	1,1,1-Trichloroethane	1.0	< 1.0 U
56-23-5	Carbon Tetrachloride	1.0	< 1.0 U
108-05-4	Vinyl Acetate	5.0	< 5.0 U
75-27-4	Bromodichloromethane	1.0	< 1.0 U
78-87-5	1,2-Dichloropropane	1.0	< 1.0 U
10061-01-5	cis-1,3-Dichloropropene	1.0	< 1.0 U
79-01-6	Trichloroethene	1.0	< 1.0 U
124-48-1	Dibromochloromethane	1.0	< 1.0 U
79-00-5	1,1,2-Trichloroethane	1.0	< 1.0 U
71-43-2	Benzene	1.0	< 1.0 U
10061-02-6	trans-1,3-Dichloropropene	1.0	< 1.0 U
110-75-8	2-Chloroethylvinylether	5.0	< 5.0 U
75-25-2	Bromoform	1.0	< 1.0 U
108-10-1	4-Methyl-2-Pentanone (MIBK)	5.0	< 5.0 U
591-78-6	2-Hexanone	5.0	< 5.0 U
127-18-4	Tetrachloroethene	1.0	< 1.0 U
79-34-5	1,1,2,2-Tetrachloroethane	1.0	< 1.0 U
108-88-3	Toluene	1.0	< 1.0 U
108-90-7	Chlorobenzene	1.0	< 1.0 U
100-41-4	Ethylbenzene	1.0	< 1.0 U
100-42-5	Styrene	1.0	< 1.0 U
75-69-4	Trichlorofluoromethane	1.0	< 1.0 U
76-13-1	1,1,2-Trichloro-1,2,2-trifluoroe	2.0	< 2.0 U
1330-20-7	m,p-Xylene	1.0	< 1.0 U
95-47-6	o-Xylene	1.0	< 1.0 U
95-50-1	1,2-Dichlorobenzene	1.0	< 1.0 U
541-73-1	1,3-Dichlorobenzene	1.0	< 1.0 U
106-46-7	1,4-Dichlorobenzene	1.0	< 1.0 U
107-02-8	Acrolein	50	< 50 U
74-88-4	Methyl Iodide	1.0	< 1.0 U
74-96-4	Bromoethane	2.0	< 2.0 U
107-13-1	Acrylonitrile	5.0	< 5.0 U
563-58-6	1,1-Dichloropropene	1.0	< 1.0 U
74-95-3	Dibromomethane	1.0	< 1.0 U
630-20-6	1,1,1,2-Tetrachloroethane	1.0	< 1.0 U
96-12-8	1,2-Dibromo-3-chloropropane	5.0	< 5.0 U

ORGANICS ANALYSIS DATA SHEET
Volatiles by Purge & Trap GC/MS-Method 8260B **Sample ID: MB-041604**
 METHOD BLANK

Lab Sample ID: MB-041604 QC Report No: GM58-Landau Associates
LIMS ID: 04-5075 Project: POA Uplands Investig
Matrix: Soil 529009.311
Date Analyzed: 04/16/04 19:26

CAS Number	Analyte	RL	Result
96-18-4	1,2,3-Trichloropropane	2.0	< 2.0 U
110-57-6	trans-1,4-Dichloro-2-butene	5.0	< 5.0 U
108-67-8	1,3,5-Trimethylbenzene	1.0	< 1.0 U
95-63-6	1,2,4-Trimethylbenzene	1.0	< 1.0 U
87-68-3	Hexachlorobutadiene	5.0	< 5.0 U
106-93-4	Ethylene Dibromide	1.0	< 1.0 U
74-97-5	Bromochloromethane	1.0	< 1.0 U
594-20-7	2,2-Dichloropropane	1.0	< 1.0 U
142-28-9	1,3-Dichloropropane	1.0	< 1.0 U
98-82-8	Isopropylbenzene	1.0	< 1.0 U
103-65-1	n-Propylbenzene	1.0	< 1.0 U
108-86-1	Bromobenzene	1.0	< 1.0 U
95-49-8	2-Chlorotoluene	1.0	< 1.0 U
106-43-4	4-Chlorotoluene	1.0	< 1.0 U
98-06-6	tert-Butylbenzene	1.0	< 1.0 U
135-98-8	sec-Butylbenzene	1.0	< 1.0 U
99-87-6	4-Isopropyltoluene	1.0	< 1.0 U
104-51-8	n-Butylbenzene	1.0	< 1.0 U
120-82-1	1,2,4-Trichlorobenzene	5.0	< 5.0 U
91-20-3	Naphthalene	5.0	< 5.0 U
87-61-6	1,2,3-Trichlorobenzene	5.0	< 5.0 U

Reported in µg/kg (ppb)

Volatile Surrogate Recovery

d4-1,2-Dichloroethane	103%
d8-Toluene	81.6%
Bromofluorobenzene	89.8%
d4-1,2-Dichlorobenzene	94.9%

ANALYTICAL RESOURCES INCORPORATED

ORGANICS ANALYSIS DATA SHEET
Volatiles by Purge & Trap GC/MS-Method 8260B **Sample ID: MW-111,2-3**
Page 1 of 2 **SAMPLE**

Lab Sample ID: GM58M
LIMS ID: 04-5065
Matrix: Soil
Data Release Authorized:
Reported: 04/22/04

QC Report No: GM58-Landau Associates
Project: POA Uplands Investig
529009.311
Date Sampled: 03/29/04
Date Received: 04/01/04

Instrument/Analyst: FINN5/PAB
Date Analyzed: 04/12/04 19:36

Sample Amount: 4.60 g-dry-wt
Percent Moisture: 13.3%

CAS Number	Analyte	RL	Result
74-87-3	Chloromethane	1.1	< 1.1 U
74-83-9	Bromomethane	1.1	< 1.1 U
75-01-4	Vinyl Chloride	1.1	< 1.1 U
75-00-3	Chloroethane	1.1	< 1.1 U
75-09-2	Methylene Chloride	2.2	< 2.2 U
67-64-1	Acetone	5.4	< 5.4 U
75-15-0	**Carbon Disulfide**	**1.1**	**1.1 M**
75-35-4	1,1-Dichloroethene	1.1	< 1.1 U
75-34-3	1,1-Dichloroethane	1.1	< 1.1 U
156-60-5	trans-1,2-Dichloroethene	1.1	< 1.1 U
156-59-2	cis-1,2-Dichloroethene	1.1	< 1.1 U
67-66-3	Chloroform	1.1	< 1.1 U
107-06-2	1,2-Dichloroethane	1.1	< 1.1 U
78-93-3	2-Butanone	5.4	< 5.4 U
71-55-6	1,1,1-Trichloroethane	1.1	< 1.1 U
56-23-5	Carbon Tetrachloride	1.1	< 1.1 U
108-05-4	Vinyl Acetate	5.4	< 5.4 U
75-27-4	Bromodichloromethane	1.1	< 1.1 U
78-87-5	1,2-Dichloropropane	1.1	< 1.1 U
10061-01-5	cis-1,3-Dichloropropene	1.1	< 1.1 U
79-01-6	Trichloroethene	1.1	< 1.1 U
124-48-1	Dibromochloromethane	1.1	< 1.1 U
79-00-5	1,1,2-Trichloroethane	1.1	< 1.1 U
71-43-2	Benzene	1.1	< 1.1 U
10061-02-6	trans-1,3-Dichloropropene	1.1	< 1.1 U
110-75-8	2-Chloroethylvinylether	5.4	< 5.4 U
75-25-2	Bromoform	1.1	< 1.1 U
108-10-1	4-Methyl-2-Pentanone (MIBK)	5.4	< 5.4 U
591-78-6	2-Hexanone	5.4	< 5.4 U
127-18-4	Tetrachloroethene	1.1	< 1.1 U
79-34-5	1,1,2,2-Tetrachloroethane	1.1	< 1.1 U
108-88-3	Toluene	1.1	< 1.1 U
108-90-7	Chlorobenzene	1.1	< 1.1 U
100-41-4	Ethylbenzene	1.1	< 1.1 U
100-42-5	Styrene	1.1	< 1.1 U
75-69-4	Trichlorofluoromethane	1.1	< 1.1 U
76-13-1	1,1,2-Trichloro-1,2,2-trifluoroe	2.2	< 2.2 U
1330-20-7	m,p-Xylene	1.1	< 1.1 U
95-47-6	o-Xylene	1.1	< 1.1 U
95-50-1	1,2-Dichlorobenzene	1.1	< 1.1 U
541-73-1	1,3-Dichlorobenzene	1.1	< 1.1 U
106-46-7	1,4-Dichlorobenzene	1.1	< 1.1 U
107-02-8	Acrolein	54	< 54 U
74-88-4	Methyl Iodide	1.1	< 1.1 U
74-96-4	Bromoethane	2.2	< 2.2 U
107-13-1	Acrylonitrile	5.4	< 5.4 U
563-58-6	1,1-Dichloropropene	1.1	< 1.1 U
74-95-3	Dibromomethane	1.1	< 1.1 U
630-20-6	1,1,1,2-Tetrachloroethane	1.1	< 1.1 U
96-12-8	1,2-Dibromo-3-chloropropane	5.4	< 5.4 U

ANALYTICAL RESOURCES INCORPORATED

ORGANICS ANALYSIS DATA SHEET
Volatiles by Purge & Trap GC/MS-Method 8260B **Sample ID: MW-111,2-3**
 SAMPLE

Lab Sample ID: GM58M
LIMS ID: 04-5065
Matrix: Soil
Date Analyzed: 04/12/04 19:36

QC Report No: GM58-Landau Associates
Project: POA Uplands Investig
529009.311

CAS Number	Analyte	RL	Result
96-18-4	1,2,3-Trichloropropane	2.2	< 2.2 U
110-57-6	trans-1,4-Dichloro-2-butene	5.4	< 5.4 U
108-67-8	1,3,5-Trimethylbenzene	1.1	< 1.1 U
95-63-6	1,2,4-Trimethylbenzene	1.1	< 1.1 U
87-68-3	Hexachlorobutadiene	5.4	< 5.4 U
106-93-4	Ethylene Dibromide	1.1	< 1.1 U
74-97-5	Bromochloromethane	1.1	< 1.1 U
594-20-7	2,2-Dichloropropane	1.1	< 1.1 U
142-28-9	1,3-Dichloropropane	1.1	< 1.1 U
98-82-8	Isopropylbenzene	1.1	< 1.1 U
103-65-1	n-Propylbenzene	1.1	< 1.1 U
108-86-1	Bromobenzene	1.1	< 1.1 U
95-49-8	2-Chlorotoluene	1.1	< 1.1 U
106-43-4	4-Chlorotoluene	1.1	< 1.1 U
98-06-6	tert-Butylbenzene	1.1	< 1.1 U
135-98-8	sec-Butylbenzene	1.1	< 1.1 U
99-87-6	4-Isopropyltoluene	1.1	< 1.1 U
104-51-8	n-Butylbenzene	1.1	< 1.1 U
120-82-1	1,2,4-Trichlorobenzene	5.4	< 5.4 U
91-20-3	Naphthalene	5.4	< 5.4 U
87-61-6	1,2,3-Trichlorobenzene	5.4	< 5.4 U

Reported in µg/kg (ppb)

Volatile Surrogate Recovery

d4-1,2-Dichloroethane	92.1%
d8-Toluene	90.3%
Bromofluorobenzene	82.7%
d4-1,2-Dichlorobenzene	109%

ANALYTICAL RESOURCES INCORPORATED

ORGANICS ANALYSIS DATA SHEET
Volatiles by Purge & Trap GC/MS-Method 8260B **Sample ID: MW-111,4-5**
 SAMPLE

Lab Sample ID: GM58N
LIMS ID: 04-5066
Matrix: Soil
Data Release Authorized:
Reported: 04/22/04

QC Report No: GM58-Landau Associates
Project: POA Uplands Investig
529009.311
Date Sampled: 03/29/04
Date Received: 04/01/04

Instrument/Analyst: FINN5/PAB
Date Analyzed: 04/12/04 20:05

Sample Amount: 4.64 g-dry-wt
Percent Moisture: 8.4%

CAS Number	Analyte	RL	Result
74-87-3	Chloromethane	1.1	< 1.1 U
74-83-9	Bromomethane	1.1	< 1.1 U
75-01-4	Vinyl Chloride	1.1	< 1.1 U
75-00-3	Chloroethane	1.1	< 1.1 U
75-09-2	Methylene Chloride	2.2	< 2.2 U
67-64-1	**Acetone**	**5.4**	**10**
75-15-0	**Carbon Disulfide**	**1.1**	**1.2 M**
75-35-4	1,1-Dichloroethene	1.1	< 1.1 U
75-34-3	1,1-Dichloroethane	1.1	< 1.1 U
156-60-5	trans-1,2-Dichloroethene	1.1	< 1.1 U
156-59-2	cis-1,2-Dichloroethene	1.1	< 1.1 U
67-66-3	Chloroform	1.1	< 1.1 U
107-06-2	1,2-Dichloroethane	1.1	< 1.1 U
78-93-3	2-Butanone	5.4	< 5.4 U
71-55-6	1,1,1-Trichloroethane	1.1	< 1.1 U
56-23-5	Carbon Tetrachloride	1.1	< 1.1 U
108-05-4	Vinyl Acetate	5.4	< 5.4 U
75-27-4	Bromodichloromethane	1.1	< 1.1 U
78-87-5	1,2-Dichloropropane	1.1	< 1.1 U
10061-01-5	cis-1,3-Dichloropropene	1.1	< 1.1 U
79-01-6	Trichloroethene	1.1	< 1.1 U
124-48-1	Dibromochloromethane	1.1	< 1.1 U
79-00-5	1,1,2-Trichloroethane	1.1	< 1.1 U
71-43-2	Benzene	1.1	< 1.1 U
10061-02-6	trans-1,3-Dichloropropene	1.1	< 1.1 U
110-75-8	2-Chloroethylvinylether	5.4	< 5.4 U
75-25-2	Bromoform	1.1	< 1.1 U
108-10-1	4-Methyl-2-Pentanone (MIBK)	5.4	< 5.4 U
591-78-6	2-Hexanone	5.4	< 5.4 U
127-18-4	Tetrachloroethene	1.1	< 1.1 U
79-34-5	1,1,2,2-Tetrachloroethane	1.1	< 1.1 U
108-88-3	Toluene	1.1	< 1.1 U
108-90-7	Chlorobenzene	1.1	< 1.1 U
100-41-4	Ethylbenzene	1.1	< 1.1 U
100-42-5	Styrene	1.1	< 1.1 U
75-69-4	Trichlorofluoromethane	1.1	< 1.1 U
76-13-1	1,1,2-Trichloro-1,2,2-trifluoroe	2.2	< 2.2 U
1330-20-7	m,p-Xylene	1.1	< 1.1 U
95-47-6	o-Xylene	1.1	< 1.1 U
95-50-1	1,2-Dichlorobenzene	1.1	< 1.1 U
541-73-1	1,3-Dichlorobenzene	1.1	< 1.1 U
106-46-7	1,4-Dichlorobenzene	1.1	< 1.1 U
107-02-8	Acrolein	54	< 54 U
74-88-4	Methyl Iodide	1.1	< 1.1 U
74-96-4	Bromoethane	2.2	< 2.2 U
107-13-1	Acrylonitrile	5.4	< 5.4 U
563-58-6	1,1-Dichloropropene	1.1	< 1.1 U
74-95-3	Dibromomethane	1.1	< 1.1 U
630-20-6	1,1,1,2-Tetrachloroethane	1.1	< 1.1 U
96-12-8	1,2-Dibromo-3-chloropropane	5.4	< 5.4 U

ORGANICS ANALYSIS DATA SHEET
Volatiles by Purge & Trap GC/MS-Method 8260B **Sample ID: MW-111,4-5**
 SAMPLE

Lab Sample ID: GM58N
LIMS ID: 04-5066
Matrix: Soil
Date Analyzed: 04/12/04 20:05

QC Report No: GM58-Landau Associates
Project: POA Uplands Investig
529009.311

CAS Number	Analyte	RL	Result
96-18-4	1,2,3-Trichloropropane	2.2	< 2.2 U
110-57-6	trans-1,4-Dichloro-2-butene	5.4	< 5.4 U
108-67-8	1,3,5-Trimethylbenzene	1.1	< 1.1 U
95-63-6	1,2,4-Trimethylbenzene	1.1	< 1.1 U
87-68-3	Hexachlorobutadiene	5.4	< 5.4 U
106-93-4	Ethylene Dibromide	1.1	< 1.1 U
74-97-5	Bromochloromethane	1.1	< 1.1 U
594-20-7	2,2-Dichloropropane	1.1	< 1.1 U
142-28-9	1,3-Dichloropropane	1.1	< 1.1 U
98-82-8	Isopropylbenzene	1.1	< 1.1 U
103-65-1	n-Propylbenzene	1.1	< 1.1 U
108-86-1	Bromobenzene	1.1	< 1.1 U
95-49-8	2-Chlorotoluene	1.1	< 1.1 U
106-43-4	4-Chlorotoluene	1.1	< 1.1 U
98-06-6	tert-Butylbenzene	1.1	< 1.1 U
135-98-8	sec-Butylbenzene	1.1	< 1.1 U
99-87-6	4-Isopropyltoluene	1.1	< 1.1 U
104-51-8	n-Butylbenzene	1.1	< 1.1 U
120-82-1	1,2,4-Trichlorobenzene	5.4	< 5.4 U
91-20-3	Naphthalene	5.4	< 5.4 U
87-61-6	1,2,3-Trichlorobenzene	5.4	< 5.4 U

Reported in µg/kg (ppb)

Volatile Surrogate Recovery

d4-1,2-Dichloroethane	95.8%
d8-Toluene	92.9%
Bromofluorobenzene	85.8%
d4-1,2-Dichlorobenzene	96.6%

ANALYTICAL RESOURCES INCORPORATED

ORGANICS ANALYSIS DATA SHEET
Volatiles by Purge & Trap GC/MS-Method 8260B **Sample ID: LSB-5,7-8**
Page 1 of 2 **SAMPLE**

Lab Sample ID: GM58P
LIMS ID: 04-5068
Matrix: Soil
Data Release Authorized:
Reported: 04/22/04

QC Report No: GM58-Landau Associates
Project: POA Uplands Investig
529009.311
Date Sampled: 03/31/04
Date Received: 04/01/04

Instrument/Analyst: FINN5/PAB
Date Analyzed: 04/14/04 14:23

Sample Amount: 3.16 g-dry-wt
Percent Moisture: 37.0%

CAS Number	Analyte	RL	Result
74-87-3	Chloromethane	1.6	< 1.6 U
74-83-9	Bromomethane	1.6	< 1.6 U
75-01-4	Vinyl Chloride	1.6	< 1.6 U
75-00-3	Chloroethane	1.6	< 1.6 U
75-09-2	Methylene Chloride	3.2	< 3.2 U
67-64-1	**Acetone**	**7.9**	**66**
75-15-0	**Carbon Disulfide**	**1.6**	**4.5**
75-35-4	1,1-Dichloroethene	1.6	< 1.6 U
75-34-3	1,1-Dichloroethane	1.6	< 1.6 U
156-60-5	trans-1,2-Dichloroethene	1.6	< 1.6 U
156-59-2	cis-1,2-Dichloroethene	1.6	< 1.6 U
67-66-3	Chloroform	1.6	< 1.6 U
107-06-2	1,2-Dichloroethane	1.6	< 1.6 U
78-93-3	2-Butanone	7.9	< 7.9 U
71-55-6	1,1,1-Trichloroethane	1.6	< 1.6 U
56-23-5	Carbon Tetrachloride	1.6	< 1.6 U
108-05-4	Vinyl Acetate	7.9	< 7.9 U
75-27-4	Bromodichloromethane	1.6	< 1.6 U
78-87-5	1,2-Dichloropropane	1.6	< 1.6 U
10061-01-5	cis-1,3-Dichloropropene	1.6	< 1.6 U
79-01-6	Trichloroethene	1.6	< 1.6 U
124-48-1	Dibromochloromethane	1.6	< 1.6 U
79-00-5	1,1,2-Trichloroethane	1.6	< 1.6 U
71-43-2	Benzene	1.6	< 1.6 U
10061-02-6	trans-1,3-Dichloropropene	1.6	< 1.6 U
110-75-8	2-Chloroethylvinylether	7.9	< 7.9 U
75-25-2	Bromoform	1.6	< 1.6 U
108-10-1	4-Methyl-2-Pentanone (MIBK)	7.9	< 7.9 U
591-78-6	2-Hexanone	7.9	< 7.9 U
127-18-4	Tetrachloroethene	1.6	< 1.6 U
79-34-5	1,1,2,2-Tetrachloroethane	1.6	< 1.6 U
108-88-3	Toluene	1.6	< 1.6 U
108-90-7	Chlorobenzene	1.6	< 1.6 U
100-41-4	Ethylbenzene	1.6	< 1.6 U
100-42-5	Styrene	1.6	< 1.6 U
75-69-4	Trichlorofluoromethane	1.6	< 1.6 U
76-13-1	1,1,2-Trichloro-1,2,2-trifluoroe	3.2	< 3.2 U
1330-20-7	**m,p-Xylene**	**1.6**	**5.0**
95-47-6	o-Xylene	1.6	< 1.6 U
95-50-1	1,2-Dichlorobenzene	1.6	< 1.6 U
541-73-1	1,3-Dichlorobenzene	1.6	< 1.6 U
106-46-7	1,4-Dichlorobenzene	1.6	< 1.6 U
107-02-8	Acrolein	79	< 79 U
74-88-4	Methyl Iodide	1.6	< 1.6 U
74-96-4	Bromoethane	3.2	< 3.2 U
107-13-1	Acrylonitrile	7.9	< 7.9 U
563-58-6	1,1-Dichloropropene	1.6	< 1.6 U
74-95-3	Dibromomethane	1.6	< 1.6 U
630-20-6	1,1,1,2-Tetrachloroethane	1.6	< 1.6 U
96-12-8	1,2-Dibromo-3-chloropropane	7.9	< 7.9 U

ANALYTICAL RESOURCES INCORPORATED

ORGANICS ANALYSIS DATA SHEET
Volatiles by Purge & Trap GC/MS-Method 8260B **Sample ID: LSB-5,7-8**
Page 2 of 2 **SAMPLE**

Lab Sample ID: GM58P
LIMS ID: 04-5068
Matrix: Soil
Date Analyzed: 04/14/04 14:23

QC Report No: GM58-Landau Associates
Project: POA Uplands Investig
529009.311

CAS Number	Analyte	RL	Result
96-18-4	1,2,3-Trichloropropane	3.2	< 3.2 U
110-57-6	trans-1,4-Dichloro-2-butene	7.9	< 7.9 U
108-67-8	1,3,5-Trimethylbenzene	1.6	< 1.6 U
95-63-6	1,2,4-Trimethylbenzene	1.6	< 1.6 U
87-68-3	Hexachlorobutadiene	7.9	< 7.9 U
106-93-4	Ethylene Dibromide	1.6	< 1.6 U
74-97-5	Bromochloromethane	1.6	< 1.6 U
594-20-7	2,2-Dichloropropane	1.6	< 1.6 U
142-28-9	1,3-Dichloropropane	1.6	< 1.6 U
98-82-8	Isopropylbenzene	1.6	< 1.6 U
103-65-1	n-Propylbenzene	1.6	< 1.6 U
108-86-1	Bromobenzene	1.6	< 1.6 U
95-49-8	2-Chlorotoluene	1.6	< 1.6 U
106-43-4	4-Chlorotoluene	1.6	< 1.6 U
98-06-6	tert-Butylbenzene	1.6	< 1.6 U
135-98-8	sec-Butylbenzene	1.6	< 1.6 U
99-87-6	4-Isopropyltoluene	1.6	< 1.6 U
104-51-8	n-Butylbenzene	1.6	< 1.6 U
120-82-1	1,2,4-Trichlorobenzene	7.9	< 7.9 U
91-20-3	Naphthalene	7.9	< 7.9 U
87-61-6	1,2,3-Trichlorobenzene	7.9	< 7.9 U

Reported in µg/kg (ppb)

Volatile Surrogate Recovery

d4-1,2-Dichloroethane	119%
d8-Toluene	98.4%
Bromofluorobenzene	49.3%
d4-1,2-Dichlorobenzene	110%

ANALYTICAL RESOURCES INCORPORATED

ORGANICS ANALYSIS DATA SHEET
Volatiles by Purge & Trap GC/MS-Method 8260B **Sample ID: LSB-5,7-8**
Page 1 of 2 **REANALYSIS**

Lab Sample ID: GM58P
LIMS ID: 04-5068
Matrix: Soil
Data Release Authorized:
Reported: 04/22/04

QC Report No: GM58-Landau Associates
Project: POA Uplands Investig
529009.311
Date Sampled: 03/31/04
Date Received: 04/01/04

Instrument/Analyst: FINN5/PAB
Date Analyzed: 04/14/04 18:22

Sample Amount: 0.63 g-dry-wt
Percent Moisture: 37.0%

CAS Number	Analyte	RL	Result
74-87-3	Chloromethane	7.9	< 7.9 U
74-83-9	Bromomethane	7.9	< 7.9 U
75-01-4	Vinyl Chloride	7.9	< 7.9 U
75-00-3	Chloroethane	7.9	< 7.9 U
75-09-2	Methylene Chloride	16	< 16 U
67-64-1	**Acetone**	**40**	**140**
75-15-0	Carbon Disulfide	7.9	< 7.9 U
75-35-4	1,1-Dichloroethene	7.9	< 7.9 U
75-34-3	1,1-Dichloroethane	7.9	< 7.9 U
156-60-5	trans-1,2-Dichloroethene	7.9	< 7.9 U
156-59-2	cis-1,2-Dichloroethene	7.9	< 7.9 U
67-66-3	Chloroform	7.9	< 7.9 U
107-06-2	1,2-Dichloroethane	7.9	< 7.9 U
78-93-3	2-Butanone	40	< 40 U
71-55-6	1,1,1-Trichloroethane	7.9	< 7.9 U
56-23-5	Carbon Tetrachloride	7.9	< 7.9 U
108-05-4	Vinyl Acetate	40	< 40 U
75-27-4	Bromodichloromethane	7.9	< 7.9 U
78-87-5	1,2-Dichloropropane	7.9	< 7.9 U
10061-01-5	cis-1,3-Dichloropropene	7.9	< 7.9 U
79-01-6	Trichloroethene	7.9	< 7.9 U
124-48-1	Dibromochloromethane	7.9	< 7.9 U
79-00-5	1,1,2-Trichloroethane	7.9	< 7.9 U
71-43-2	Benzene	7.9	< 7.9 U
10061-02-6	trans-1,3-Dichloropropene	7.9	< 7.9 U
110-75-8	2-Chloroethylvinylether	40	< 40 U
75-25-2	Bromoform	7.9	< 7.9 U
108-10-1	4-Methyl-2-Pentanone (MIBK)	40	< 40 U
591-78-6	2-Hexanone	40	< 40 U
127-18-4	Tetrachloroethene	7.9	< 7.9 U
79-34-5	1,1,2,2-Tetrachloroethane	7.9	< 7.9 U
108-88-3	Toluene	7.9	< 7.9 U
108-90-7	Chlorobenzene	7.9	< 7.9 U
100-41-4	Ethylbenzene	7.9	< 7.9 U
100-42-5	Styrene	7.9	< 7.9 U
75-69-4	Trichlorofluoromethane	7.9	< 7.9 U
76-13-1	1,1,2-Trichloro-1,2,2-trifluoroe	16	< 16 U
1330-20-7	m,p-Xylene	7.9	< 7.9 U
95-47-6	o-Xylene	7.9	< 7.9 U
95-50-1	1,2-Dichlorobenzene	7.9	< 7.9 U
541-73-1	1,3-Dichlorobenzene	7.9	< 7.9 U
106-46-7	1,4-Dichlorobenzene	7.9	< 7.9 U
107-02-8	Acrolein	400	< 400 U
74-88-4	Methyl Iodide	7.9	< 7.9 U
74-96-4	Bromoethane	16	< 16 U
107-13-1	Acrylonitrile	40	< 40 U
563-58-6	1,1-Dichloropropene	7.9	< 7.9 U
74-95-3	Dibromomethane	7.9	< 7.9 U
630-20-6	1,1,1,2-Tetrachloroethane	7.9	< 7.9 U
96-12-8	1,2-Dibromo-3-chloropropane	40	< 40 U

ANALYTICAL RESOURCES INCORPORATED

ORGANICS ANALYSIS DATA SHEET
Volatiles by Purge & Trap GC/MS-Method 8260B **Sample ID: LSB-5,7-8**
Page 2 of 2 **REANALYSIS**

Lab Sample ID: GM58P
LIMS ID: 04-5068
Matrix: Soil
Date Analyzed: 04/14/04 18:22

QC Report No: GM58-Landau Associates
Project: POA Uplands Investig
529009.311

CAS Number	Analyte	RL	Result
96-18-4	1,2,3-Trichloropropane	16	< 16 U
110-57-6	trans-1,4-Dichloro-2-butene	40	< 40 U
108-67-8	1,3,5-Trimethylbenzene	7.9	< 7.9 U
95-63-6	1,2,4-Trimethylbenzene	7.9	< 7.9 U
87-68-3	Hexachlorobutadiene	40	< 40 U
106-93-4	Ethylene Dibromide	7.9	< 7.9 U
74-97-5	Bromochloromethane	7.9	< 7.9 U
594-20-7	2,2-Dichloropropane	7.9	< 7.9 U
142-28-9	1,3-Dichloropropane	7.9	< 7.9 U
98-82-8	Isopropylbenzene	7.9	< 7.9 U
103-65-1	n-Propylbenzene	7.9	< 7.9 U
108-86-1	Bromobenzene	7.9	< 7.9 U
95-49-8	2-Chlorotoluene	7.9	< 7.9 U
106-43-4	4-Chlorotoluene	7.9	< 7.9 U
98-06-6	tert-Butylbenzene	7.9	< 7.9 U
135-98-8	sec-Butylbenzene	7.9	< 7.9 U
99-87-6	4-Isopropyltoluene	7.9	< 7.9 U
104-51-8	n-Butylbenzene	7.9	< 7.9 U
120-82-1	1,2,4-Trichlorobenzene	40	< 40 U
91-20-3	Naphthalene	40	< 40 U
87-61-6	1,2,3-Trichlorobenzene	40	< 40 U

Reported in µg/kg (ppb)

Volatile Surrogate Recovery

d4-1,2-Dichloroethane	101%
d8-Toluene	95.5%
Bromofluorobenzene	71.2%
d4-1,2-Dichlorobenzene	103%

ANALYTICAL RESOURCES INCORPORATED

ORGANICS ANALYSIS DATA SHEET
Volatiles by Purge & Trap GC/MS-Method 8260B **Sample ID: LSB-5,9-10**
Page 1 of 2 **SAMPLE**

Lab Sample ID: GM58Q
LIMS ID: 04-5069
Matrix: Soil
Data Release Authorized:
Reported: 04/22/04

QC Report No: GM58-Landau Associates
Project: POA Uplands Investig
529009.311
Date Sampled: 03/31/04
Date Received: 04/01/04

Instrument/Analyst: FINN5/PAB
Date Analyzed: 04/14/04 15:24

Sample Amount: 3.48 g-dry-wt
Percent Moisture: 30.9%

CAS Number	Analyte	RL	Result
74-87-3	Chloromethane	1.4	< 1.4 U
74-83-9	Bromomethane	1.4	< 1.4 U
75-01-4	Vinyl Chloride	1.4	< 1.4 U
75-00-3	Chloroethane	1.4	< 1.4 U
75-09-2	Methylene Chloride	2.9	< 2.9 U
67-64-1	**Acetone**	**7.2**	**15**
75-15-0	Carbon Disulfide	1.4	< 1.4 U
75-35-4	1,1-Dichloroethene	1.4	< 1.4 U
75-34-3	1,1-Dichloroethane	1.4	< 1.4 U
156-60-5	trans-1,2-Dichloroethene	1.4	< 1.4 U
156-59-2	cis-1,2-Dichloroethene	1.4	< 1.4 U
67-66-3	Chloroform	1.4	< 1.4 U
107-06-2	1,2-Dichloroethane	1.4	< 1.4 U
78-93-3	2-Butanone	7.2	< 7.2 U
71-55-6	1,1,1-Trichloroethane	1.4	< 1.4 U
56-23-5	Carbon Tetrachloride	1.4	< 1.4 U
108-05-4	Vinyl Acetate	7.2	< 7.2 U
75-27-4	Bromodichloromethane	1.4	< 1.4 U
78-87-5	1,2-Dichloropropane	1.4	< 1.4 U
10061-01-5	cis-1,3-Dichloropropene	1.4	< 1.4 U
79-01-6	Trichloroethene	1.4	< 1.4 U
124-48-1	Dibromochloromethane	1.4	< 1.4 U
79-00-5	1,1,2-Trichloroethane	1.4	< 1.4 U
71-43-2	Benzene	1.4	< 1.4 U
10061-02-6	trans-1,3-Dichloropropene	1.4	< 1.4 U
110-75-8	2-Chloroethylvinylether	7.2	< 7.2 U
75-25-2	Bromoform	1.4	< 1.4 U
108-10-1	4-Methyl-2-Pentanone (MIBK)	7.2	< 7.2 U
591-78-6	2-Hexanone	7.2	< 7.2 U
127-18-4	Tetrachloroethene	1.4	< 1.4 U
79-34-5	1,1,2,2-Tetrachloroethane	1.4	< 1.4 U
108-88-3	Toluene	1.4	< 1.4 U
108-90-7	Chlorobenzene	1.4	< 1.4 U
100-41-4	Ethylbenzene	1.4	< 1.4 U
100-42-5	Styrene	1.4	< 1.4 U
75-69-4	Trichlorofluoromethane	1.4	< 1.4 U
76-13-1	1,1,2-Trichloro-1,2,2-trifluoroe	2.9	< 2.9 U
1330-20-7	m,p-Xylene	1.4	< 1.4 U
95-47-6	o-Xylene	1.4	< 1.4 U
95-50-1	1,2-Dichlorobenzene	1.4	< 1.4 U
541-73-1	1,3-Dichlorobenzene	1.4	< 1.4 U
106-46-7	1,4-Dichlorobenzene	1.4	< 1.4 U
107-02-8	Acrolein	72	< 72 U
74-88-4	Methyl Iodide	1.4	< 1.4 U
74-96-4	Bromoethane	2.9	< 2.9 U
107-13-1	Acrylonitrile	7.2	< 7.2 U
563-58-6	1,1-Dichloropropene	1.4	< 1.4 U
74-95-3	Dibromomethane	1.4	< 1.4 U
630-20-6	1,1,1,2-Tetrachloroethane	1.4	< 1.4 U
96-12-8	1,2-Dibromo-3-chloropropane	7.2	< 7.2 U

ANALYTICAL RESOURCES INCORPORATED

ORGANICS ANALYSIS DATA SHEET
Volatiles by Purge & Trap GC/MS-Method 8260B **Sample ID: LSB-5,9-10**
Page 2 of 2 **SAMPLE**

Lab Sample ID: GM58Q
LIMS ID: 04-5069
Matrix: Soil
Date Analyzed: 04/14/04 15:24

QC Report No: GM58-Landau Associates
Project: POA Uplands Investig
529009.311

CAS Number	Analyte	RL	Result
96-18-4	1,2,3-Trichloropropane	2.9	< 2.9 U
110-57-6	trans-1,4-Dichloro-2-butene	7.2	< 7.2 U
108-67-8	1,3,5-Trimethylbenzene	1.4	< 1.4 U
95-63-6	1,2,4-Trimethylbenzene	1.4	< 1.4 U
87-68-3	Hexachlorobutadiene	7.2	< 7.2 U
106-93-4	Ethylene Dibromide	1.4	< 1.4 U
74-97-5	Bromochloromethane	1.4	< 1.4 U
594-20-7	2,2-Dichloropropane	1.4	< 1.4 U
142-28-9	1,3-Dichloropropane	1.4	< 1.4 U
98-82-8	Isopropylbenzene	1.4	< 1.4 U
103-65-1	n-Propylbenzene	1.4	< 1.4 U
108-86-1	Bromobenzene	1.4	< 1.4 U
95-49-8	2-Chlorotoluene	1.4	< 1.4 U
106-43-4	4-Chlorotoluene	1.4	< 1.4 U
98-06-6	tert-Butylbenzene	1.4	< 1.4 U
135-98-8	sec-Butylbenzene	1.4	< 1.4 U
99-87-6	4-Isopropyltoluene	1.4	< 1.4 U
104-51-8	n-Butylbenzene	1.4	< 1.4 U
120-82-1	1,2,4-Trichlorobenzene	7.2	< 7.2 U
91-20-3	Naphthalene	7.2	< 7.2 U
87-61-6	1,2,3-Trichlorobenzene	7.2	< 7.2 U

Reported in µg/kg (ppb)

Volatile Surrogate Recovery

d4-1,2-Dichloroethane	100%
d8-Toluene	92.4%
Bromofluorobenzene	81.2%
d4-1,2-Dichlorobenzene	107%

ANALYTICAL RESOURCES INCORPORATED

ORGANICS ANALYSIS DATA SHEET
Volatiles by Purge & Trap GC/MS-Method 8260B **Sample ID: LSB-5,10-11**
Page 1 of 2 **SAMPLE**

Lab Sample ID: GM58R
LIMS ID: 04-5070
Matrix: Soil
Data Release Authorized:
Reported: 04/22/04

QC Report No: GM58-Landau Associates
Project: POA Uplands Investig
529009.311
Date Sampled: 03/31/04
Date Received: 04/01/04

Instrument/Analyst: FINN5/PAB
Date Analyzed: 04/14/04 15:54

Sample Amount: 2.89 g-dry-wt
Percent Moisture: 42.2%

CAS Number	Analyte	RL	Result
74-87-3	Chloromethane	1.7	< 1.7 U
74-83-9	Bromomethane	1.7	< 1.7 U
75-01-4	Vinyl Chloride	1.7	< 1.7 U
75-00-3	Chloroethane	1.7	< 1.7 U
75-09-2	Methylene Chloride	3.5	< 3.5 U
67-64-1	**Acetone**	**8.7**	**16**
75-15-0	Carbon Disulfide	1.7	< 1.7 U
75-35-4	1,1-Dichloroethene	1.7	< 1.7 U
75-34-3	1,1-Dichloroethane	1.7	< 1.7 U
156-60-5	trans-1,2-Dichloroethene	1.7	< 1.7 U
156-59-2	cis-1,2-Dichloroethene	1.7	< 1.7 U
67-66-3	Chloroform	1.7	< 1.7 U
107-06-2	1,2-Dichloroethane	1.7	< 1.7 U
78-93-3	2-Butanone	8.7	< 8.7 U
71-55-6	1,1,1-Trichloroethane	1.7	< 1.7 U
56-23-5	Carbon Tetrachloride	1.7	< 1.7 U
108-05-4	Vinyl Acetate	8.7	< 8.7 U
75-27-4	Bromodichloromethane	1.7	< 1.7 U
78-87-5	1,2-Dichloropropane	1.7	< 1.7 U
10061-01-5	cis-1,3-Dichloropropene	1.7	< 1.7 U
79-01-6	Trichloroethene	1.7	< 1.7 U
124-48-1	Dibromochloromethane	1.7	< 1.7 U
79-00-5	1,1,2-Trichloroethane	1.7	< 1.7 U
71-43-2	Benzene	1.7	< 1.7 U
10061-02-6	trans-1,3-Dichloropropene	1.7	< 1.7 U
110-75-8	2-Chloroethylvinylether	8.7	< 8.7 U
75-25-2	Bromoform	1.7	< 1.7 U
108-10-1	4-Methyl-2-Pentanone (MIBK)	8.7	< 8.7 U
591-78-6	2-Hexanone	8.7	< 8.7 U
127-18-4	Tetrachloroethene	1.7	< 1.7 U
79-34-5	1,1,2,2-Tetrachloroethane	1.7	< 1.7 U
108-88-3	Toluene	1.7	< 1.7 U
108-90-7	Chlorobenzene	1.7	< 1.7 U
100-41-4	Ethylbenzene	1.7	< 1.7 U
100-42-5	Styrene	1.7	< 1.7 U
75-69-4	Trichlorofluoromethane	1.7	< 1.7 U
76-13-1	1,1,2-Trichloro-1,2,2-trifluoroe	3.5	< 3.5 U
1330-20-7	m,p-Xylene	1.7	< 1.7 U
95-47-6	o-Xylene	1.7	< 1.7 U
95-50-1	1,2-Dichlorobenzene	1.7	< 1.7 U
541-73-1	1,3-Dichlorobenzene	1.7	< 1.7 U
106-46-7	1,4-Dichlorobenzene	1.7	< 1.7 U
107-02-8	Acrolein	87	< 87 U
74-88-4	Methyl Iodide	1.7	< 1.7 U
74-96-4	Bromoethane	3.5	< 3.5 U
107-13-1	Acrylonitrile	8.7	< 8.7 U
563-58-6	1,1-Dichloropropene	1.7	< 1.7 U
74-95-3	Dibromomethane	1.7	< 1.7 U
630-20-6	1,1,1,2-Tetrachloroethane	1.7	< 1.7 U
96-12-8	1,2-Dibromo-3-chloropropane	8.7	< 8.7 U

ANALYTICAL RESOURCES INCORPORATED

ORGANICS ANALYSIS DATA SHEET
Volatiles by Purge & Trap GC/MS-Method 8260B **Sample ID: LSB-5,10-11**
 SAMPLE

Lab Sample ID: GM58R
LIMS ID: 04-5070
Matrix: Soil
Date Analyzed: 04/14/04 15:54

QC Report No: GM58-Landau Associates
Project: POA Uplands Investig
529009.311

CAS Number	Analyte	RL	Result
96-18-4	1,2,3-Trichloropropane	3.5	< 3.5 U
110-57-6	trans-1,4-Dichloro-2-butene	8.7	< 8.7 U
108-67-8	1,3,5-Trimethylbenzene	1.7	< 1.7 U
95-63-6	1,2,4-Trimethylbenzene	1.7	< 1.7 U
87-68-3	Hexachlorobutadiene	8.7	< 8.7 U
106-93-4	Ethylene Dibromide	1.7	< 1.7 U
74-97-5	Bromochloromethane	1.7	< 1.7 U
594-20-7	2,2-Dichloropropane	1.7	< 1.7 U
142-28-9	1,3-Dichloropropane	1.7	< 1.7 U
98-82-8	Isopropylbenzene	1.7	< 1.7 U
103-65-1	n-Propylbenzene	1.7	< 1.7 U
108-86-1	Bromobenzene	1.7	< 1.7 U
95-49-8	2-Chlorotoluene	1.7	< 1.7 U
106-43-4	4-Chlorotoluene	1.7	< 1.7 U
98-06-6	tert-Butylbenzene	1.7	< 1.7 U
135-98-8	sec-Butylbenzene	1.7	< 1.7 U
99-87-6	4-Isopropyltoluene	1.7	< 1.7 U
104-51-8	n-Butylbenzene	1.7	< 1.7 U
120-82-1	1,2,4-Trichlorobenzene	8.7	< 8.7 U
91-20-3	Naphthalene	8.7	< 8.7 U
87-61-6	1,2,3-Trichlorobenzene	8.7	< 8.7 U

Reported in µg/kg (ppb)

Volatile Surrogate Recovery

d4-1,2-Dichloroethane	118%
d8-Toluene	86.3%
Bromofluorobenzene	87.4%
d4-1,2-Dichlorobenzene	103%

ANALYTICAL RESOURCES INCORPORATED

ORGANICS ANALYSIS DATA SHEET
Volatiles by Purge & Trap GC/MS-Method 8260B **Sample ID: LSB-5,14-15**
Page 1 of 2 **SAMPLE**

Lab Sample ID: GM58S
LIMS ID: 04-5071
Matrix: Soil
Data Release Authorized:
Reported: 04/22/04

QC Report No: GM58-Landau Associates
Project: POA Uplands Investig
529009.311
Date Sampled: 03/31/04
Date Received: 04/01/04

Instrument/Analyst: FINN5/PAB
Date Analyzed: 04/14/04 14:54

Sample Amount: 1.03 g-dry-wt
Percent Moisture: 79.8%

CAS Number	Analyte	RL	Result
74-87-3	Chloromethane	4.9	< 4.9 U
74-83-9	Bromomethane	4.9	< 4.9 U
75-01-4	Vinyl Chloride	4.9	< 4.9 U
75-00-3	Chloroethane	4.9	< 4.9 U
75-09-2	Methylene Chloride	9.7	< 9.7 U
67-64-1	**Acetone**	**24**	**100**
75-15-0	Carbon Disulfide	4.9	< 4.9 U
75-35-4	1,1-Dichloroethene	4.9	< 4.9 U
75-34-3	1,1-Dichloroethane	4.9	< 4.9 U
156-60-5	trans-1,2-Dichloroethene	4.9	< 4.9 U
156-59-2	cis-1,2-Dichloroethene	4.9	< 4.9 U
67-66-3	Chloroform	4.9	< 4.9 U
107-06-2	1,2-Dichloroethane	4.9	< 4.9 U
78-93-3	2-Butanone	24	< 24 U
71-55-6	1,1,1-Trichloroethane	4.9	< 4.9 U
56-23-5	Carbon Tetrachloride	4.9	< 4.9 U
108-05-4	Vinyl Acetate	24	< 24 U
75-27-4	Bromodichloromethane	4.9	< 4.9 U
78-87-5	1,2-Dichloropropane	4.9	< 4.9 U
10061-01-5	cis-1,3-Dichloropropene	4.9	< 4.9 U
79-01-6	Trichloroethene	4.9	< 4.9 U
124-48-1	Dibromochloromethane	4.9	< 4.9 U
79-00-5	1,1,2-Trichloroethane	4.9	< 4.9 U
71-43-2	Benzene	4.9	< 4.9 U
10061-02-6	trans-1,3-Dichloropropene	4.9	< 4.9 U
110-75-8	2-Chloroethylvinylether	24	< 24 U
75-25-2	Bromoform	4.9	< 4.9 U
108-10-1	4-Methyl-2-Pentanone (MIBK)	24	< 24 U
591-78-6	2-Hexanone	24	< 24 U
127-18-4	Tetrachloroethene	4.9	< 4.9 U
79-34-5	1,1,2,2-Tetrachloroethane	4.9	< 4.9 U
108-88-3	Toluene	4.9	< 4.9 U
108-90-7	Chlorobenzene	4.9	< 4.9 U
100-41-4	Ethylbenzene	4.9	< 4.9 U
100-42-5	Styrene	4.9	< 4.9 U
75-69-4	Trichlorofluoromethane	4.9	< 4.9 U
76-13-1	1,1,2-Trichloro-1,2,2-trifluoroe	9.7	< 9.7 U
1330-20-7	**m,p-Xylene**	**4.9**	**9.5**
95-47-6	o-Xylene	4.9	< 4.9 U
95-50-1	1,2-Dichlorobenzene	4.9	< 4.9 U
541-73-1	1,3-Dichlorobenzene	4.9	< 4.9 U
106-46-7	1,4-Dichlorobenzene	4.9	< 4.9 U
107-02-8	Acrolein	240	< 240 U
74-88-4	Methyl Iodide	4.9	< 4.9 U
74-96-4	Bromoethane	9.7	< 9.7 U
107-13-1	Acrylonitrile	24	< 24 U
563-58-6	1,1-Dichloropropene	4.9	< 4.9 U
74-95-3	Dibromomethane	4.9	< 4.9 U
630-20-6	1,1,1,2-Tetrachloroethane	4.9	< 4.9 U
96-12-8	1,2-Dibromo-3-chloropropane	24	< 24 U

ORGANICS ANALYSIS DATA SHEET
Volatiles by Purge & Trap GC/MS-Method 8260B **Sample ID: LSB-5,14-15**
 SAMPLE

Lab Sample ID: GM58S
LIMS ID: 04-5071
Matrix: Soil
Date Analyzed: 04/14/04 14:54

QC Report No: GM58-Landau Associates
Project: POA Uplands Investig
529009.311

CAS Number	Analyte	RL	Result
96-18-4	1,2,3-Trichloropropane	9.7	< 9.7 U
110-57-6	trans-1,4-Dichloro-2-butene	24	< 24 U
108-67-8	1,3,5-Trimethylbenzene	4.9	< 4.9 U
95-63-6	1,2,4-Trimethylbenzene	4.9	< 4.9 U
87-68-3	Hexachlorobutadiene	24	< 24 U
106-93-4	Ethylene Dibromide	4.9	< 4.9 U
74-97-5	Bromochloromethane	4.9	< 4.9 U
594-20-7	2,2-Dichloropropane	4.9	< 4.9 U
142-28-9	1,3-Dichloropropane	4.9	< 4.9 U
98-82-8	Isopropylbenzene	4.9	< 4.9 U
103-65-1	n-Propylbenzene	4.9	< 4.9 U
108-86-1	Bromobenzene	4.9	< 4.9 U
95-49-8	2-Chlorotoluene	4.9	< 4.9 U
106-43-4	4-Chlorotoluene	4.9	< 4.9 U
98-06-6	tert-Butylbenzene	4.9	< 4.9 U
135-98-8	sec-Butylbenzene	4.9	< 4.9 U
99-87-6	4-Isopropyltoluene	4.9	< 4.9 U
104-51-8	n-Butylbenzene	4.9	< 4.9 U
120-82-1	1,2,4-Trichlorobenzene	24	< 24 U
91-20-3	Naphthalene	24	< 24 U
87-61-6	1,2,3-Trichlorobenzene	24	< 24 U

Reported in µg/kg (ppb)

Volatile Surrogate Recovery

d4-1,2-Dichloroethane	90.1%
d8-Toluene	85.0%
Bromofluorobenzene	72.1%
d4-1,2-Dichlorobenzene	92.6%

ANALYTICAL RESOURCES INCORPORATED

ORGANICS ANALYSIS DATA SHEET
Volatiles by Purge & Trap GC/MS-Method 8260B **Sample ID: LSB-5,14-15**
 REANALYSIS

Lab Sample ID: GM58S
LIMS ID: 04-5071
Matrix: Soil
Data Release Authorized:
Reported: 04/22/04

QC Report No: GM58-Landau Associates
Project: POA Uplands Investig
529009.311
Date Sampled: 03/31/04
Date Received: 04/01/04

Instrument/Analyst: FINN5/PAB
Date Analyzed: 04/14/04 16:53

Sample Amount: 0.20 g-dry-wt
Percent Moisture: 79.8%

CAS Number	Analyte	RL	Result
74-87-3	Chloromethane	25	< 25 U
74-83-9	Bromomethane	25	< 25 U
75-01-4	Vinyl Chloride	25	< 25 U
75-00-3	Chloroethane	25	< 25 U
75-09-2	Methylene Chloride	50	< 50 U
67-64-1	**Acetone**	**120**	**240**
75-15-0	Carbon Disulfide	25	< 25 U
75-35-4	1,1-Dichloroethene	25	< 25 U
75-34-3	1,1-Dichloroethane	25	< 25 U
156-60-5	trans-1,2-Dichloroethene	25	< 25 U
156-59-2	cis-1,2-Dichloroethene	25	< 25 U
67-66-3	Chloroform	25	< 25 U
107-06-2	1,2-Dichloroethane	25	< 25 U
78-93-3	2-Butanone	120	< 120 U
71-55-6	1,1,1-Trichloroethane	25	< 25 U
56-23-5	Carbon Tetrachloride	25	< 25 U
108-05-4	Vinyl Acetate	120	< 120 U
75-27-4	Bromodichloromethane	25	< 25 U
78-87-5	1,2-Dichloropropane	25	< 25 U
10061-01-5	cis-1,3-Dichloropropene	25	< 25 U
79-01-6	Trichloroethene	25	< 25 U
124-48-1	Dibromochloromethane	25	< 25 U
79-00-5	1,1,2-Trichloroethane	25	< 25 U
71-43-2	Benzene	25	< 25 U
10061-02-6	trans-1,3-Dichloropropene	25	< 25 U
110-75-8	2-Chloroethylvinylether	120	< 120 U
75-25-2	Bromoform	25	< 25 U
108-10-1	4-Methyl-2-Pentanone (MIBK)	120	< 120 U
591-78-6	2-Hexanone	120	< 120 U
127-18-4	Tetrachloroethene	25	< 25 U
79-34-5	1,1,2,2-Tetrachloroethane	25	< 25 U
108-88-3	Toluene	25	< 25 U
108-90-7	Chlorobenzene	25	< 25 U
100-41-4	Ethylbenzene	25	< 25 U
100-42-5	Styrene	25	< 25 U
75-69-4	Trichlorofluoromethane	25	< 25 U
76-13-1	1,1,2-Trichloro-1,2,2-trifluoroe	50	< 50 U
1330-20-7	m,p-Xylene	25	< 25 U
95-47-6	o-Xylene	25	< 25 U
95-50-1	1,2-Dichlorobenzene	25	< 25 U
541-73-1	1,3-Dichlorobenzene	25	< 25 U
106-46-7	1,4-Dichlorobenzene	25	< 25 U
107-02-8	Acrolein	1200	< 1,200 U
74-88-4	Methyl Iodide	25	< 25 U
74-96-4	Bromoethane	50	< 50 U
107-13-1	Acrylonitrile	120	< 120 U
563-58-6	1,1-Dichloropropene	25	< 25 U
74-95-3	Dibromomethane	25	< 25 U
630-20-6	1,1,1,2-Tetrachloroethane	25	< 25 U
96-12-8	1,2-Dibromo-3-chloropropane	120	< 120 U

ANALYTICAL RESOURCES INCORPORATED

ORGANICS ANALYSIS DATA SHEET
Volatiles by Purge & Trap GC/MS-Method 8260B **Sample ID: LSB-5,14-15**
 REANALYSIS

Lab Sample ID: GM58S QC Report No: GM58-Landau Associates
LIMS ID: 04-5071 Project: POA Uplands Investig
Matrix: Soil 529009.311
Date Analyzed: 04/14/04 16:53

CAS Number	Analyte	RL	Result
96-18-4	1,2,3-Trichloropropane	50	< 50 U
110-57-6	trans-1,4-Dichloro-2-butene	120	< 120 U
108-67-8	1,3,5-Trimethylbenzene	25	< 25 U
95-63-6	1,2,4-Trimethylbenzene	25	< 25 U
87-68-3	Hexachlorobutadiene	120	< 120 U
106-93-4	Ethylene Dibromide	25	< 25 U
74-97-5	Bromochloromethane	25	< 25 U
594-20-7	2,2-Dichloropropane	25	< 25 U
142-28-9	1,3-Dichloropropane	25	< 25 U
98-82-8	Isopropylbenzene	25	< 25 U
103-65-1	n-Propylbenzene	25	< 25 U
108-86-1	Bromobenzene	25	< 25 U
95-49-8	2-Chlorotoluene	25	< 25 U
106-43-4	4-Chlorotoluene	25	< 25 U
98-06-6	tert-Butylbenzene	25	< 25 U
135-98-8	sec-Butylbenzene	25	< 25 U
99-87-6	4-Isopropyltoluene	25	< 25 U
104-51-8	n-Butylbenzene	25	< 25 U
120-82-1	1,2,4-Trichlorobenzene	120	< 120 U
91-20-3	Naphthalene	120	< 120 U
87-61-6	1,2,3-Trichlorobenzene	120	< 120 U

Reported in µg/kg (ppb)

Volatile Surrogate Recovery

d4-1,2-Dichloroethane	118%
d8-Toluene	89.7%
Bromofluorobenzene	87.1%
d4-1,2-Dichlorobenzene	97.9%

ANALYTICAL RESOURCES INCORPORATED

ORGANICS ANALYSIS DATA SHEET
Volatiles by Purge & Trap GC/MS-Method 8260B **Sample ID: Trip Blank**
Page 1 of 2 **SAMPLE**

Lab Sample ID: GM58W
LIMS ID: 04-5075
Matrix: Water
Data Release Authorized:
Reported: 04/22/04

QC Report No: GM58-Landau Associates
Project: POA Uplands Investig
529009.311
Date Sampled:
Date Received: 04/01/04

Instrument/Analyst: FINN5/PAB
Date Analyzed: 04/17/04 01:51

Sample Amount: 5.00 mL

CAS Number	Analyte	RL	Result
74-87-3	Chloromethane	1.0	< 1.0 U
74-83-9	Bromomethane	1.0	< 1.0 U
75-01-4	Vinyl Chloride	1.0	< 1.0 U
75-00-3	Chloroethane	1.0	< 1.0 U
75-09-2	Methylene Chloride	2.0	< 2.0 U
67-64-1	Acetone	5.0	< 5.0 U
75-15-0	Carbon Disulfide	1.0	< 1.0 U
75-35-4	1,1-Dichloroethene	1.0	< 1.0 U
75-34-3	1,1-Dichloroethane	1.0	< 1.0 U
156-60-5	trans-1,2-Dichloroethene	1.0	< 1.0 U
156-59-2	cis-1,2-Dichloroethene	1.0	< 1.0 U
67-66-3	Chloroform	1.0	< 1.0 U
107-06-2	1,2-Dichloroethane	1.0	< 1.0 U
78-93-3	2-Butanone	5.0	< 5.0 U
71-55-6	1,1,1-Trichloroethane	1.0	< 1.0 U
56-23-5	Carbon Tetrachloride	1.0	< 1.0 U
108-05-4	Vinyl Acetate	5.0	< 5.0 U
75-27-4	Bromodichloromethane	1.0	< 1.0 U
78-87-5	1,2-Dichloropropane	1.0	< 1.0 U
10061-01-5	cis-1,3-Dichloropropene	1.0	< 1.0 U
79-01-6	Trichloroethene	1.0	< 1.0 U
124-48-1	Dibromochloromethane	1.0	< 1.0 U
79-00-5	1,1,2-Trichloroethane	1.0	< 1.0 U
71-43-2	Benzene	1.0	< 1.0 U
10061-02-6	trans-1,3-Dichloropropene	1.0	< 1.0 U
110-75-8	2-Chloroethylvinylether	5.0	< 5.0 U
75-25-2	Bromoform	1.0	< 1.0 U
108-10-1	4-Methyl-2-Pentanone (MIBK)	5.0	< 5.0 U
591-78-6	2-Hexanone	5.0	< 5.0 U
127-18-4	Tetrachloroethene	1.0	< 1.0 U
79-34-5	1,1,2,2-Tetrachloroethane	1.0	< 1.0 U
108-88-3	Toluene	1.0	< 1.0 U
108-90-7	Chlorobenzene	1.0	< 1.0 U
100-41-4	Ethylbenzene	1.0	< 1.0 U
100-42-5	Styrene	1.0	< 1.0 U
75-69-4	Trichlorofluoromethane	1.0	< 1.0 U
76-13-1	1,1,2-Trichloro-1,2,2-trifluoroe	2.0	< 2.0 U
1330-20-7	m,p-Xylene	1.0	< 1.0 U
95-47-6	o-Xylene	1.0	< 1.0 U
95-50-1	1,2-Dichlorobenzene	1.0	< 1.0 U
541-73-1	1,3-Dichlorobenzene	1.0	< 1.0 U
106-46-7	1,4-Dichlorobenzene	1.0	< 1.0 U
107-02-8	Acrolein	50	< 50 U
74-88-4	Methyl Iodide	1.0	< 1.0 U
74-96-4	Bromoethane	2.0	< 2.0 U
107-13-1	Acrylonitrile	5.0	< 5.0 U
563-58-6	1,1-Dichloropropene	1.0	< 1.0 U
74-95-3	Dibromomethane	1.0	< 1.0 U
630-20-6	1,1,1,2-Tetrachloroethane	1.0	< 1.0 U
96-12-8	1,2-Dibromo-3-chloropropane	5.0	< 5.0 U

ANALYTICAL RESOURCES INCORPORATED

ORGANICS ANALYSIS DATA SHEET
Volatiles by Purge & Trap GC/MS-Method 8260B **Sample ID: Trip Blank**
 SAMPLE

Lab Sample ID: GM58W
LIMS ID: 04-5075
Matrix: Water
Date Analyzed: 04/17/04 01:51

QC Report No: GM58-Landau Associates
Project: POA Uplands Investig
529009.311

CAS Number	Analyte	RL	Result
96-18-4	1,2,3-Trichloropropane	2.0	< 2.0 U
110-57-6	trans-1,4-Dichloro-2-butene	5.0	< 5.0 U
108-67-8	1,3,5-Trimethylbenzene	1.0	< 1.0 U
95-63-6	1,2,4-Trimethylbenzene	1.0	< 1.0 U
87-68-3	Hexachlorobutadiene	5.0	< 5.0 U
106-93-4	Ethylene Dibromide	1.0	< 1.0 U
74-97-5	Bromochloromethane	1.0	< 1.0 U
594-20-7	2,2-Dichloropropane	1.0	< 1.0 U
142-28-9	1,3-Dichloropropane	1.0	< 1.0 U
98-82-8	Isopropylbenzene	1.0	< 1.0 U
103-65-1	n-Propylbenzene	1.0	< 1.0 U
108-86-1	Bromobenzene	1.0	< 1.0 U
95-49-8	2-Chlorotoluene	1.0	< 1.0 U
106-43-4	4-Chlorotoluene	1.0	< 1.0 U
98-06-6	tert-Butylbenzene	1.0	< 1.0 U
135-98-8	sec-Butylbenzene	1.0	< 1.0 U
99-87-6	4-Isopropyltoluene	1.0	< 1.0 U
104-51-8	n-Butylbenzene	1.0	< 1.0 U
120-82-1	1,2,4-Trichlorobenzene	5.0	< 5.0 U
91-20-3	Naphthalene	5.0	< 5.0 U
87-61-6	1,2,3-Trichlorobenzene	5.0	< 5.0 U

Reported in µg/L (ppb)

Volatile Surrogate Recovery

d4-1,2-Dichloroethane	114%
d8-Toluene	87.1%
Bromofluorobenzene	95.9%
d4-1,2-Dichlorobenzene	99.0%

ANALYTICAL RESOURCES INCORPORATED

ORGANICS ANALYSIS DATA SHEET
Volatiles by Purge & Trap GC/MS-Method 8260B **Sample ID: LCS-041204**
 LAB CONTROL

Lab Sample ID: LCS-041204
LIMS ID: 04-5065
Matrix: Soil
Data Release Authorized:
Reported: 04/22/04

QC Report No: GM58-Landau Associates
Project: POA Uplands Investig
529009.311
Date Sampled: NA
Date Received: NA

Instrument/Analyst: FINN5/PAB
Date Analyzed: 04/12/04 11:31

Sample Amount: 5.00 g

Analyte	Lab Control	Spike Added	Recovery
Chloromethane	32.1	50.0	64.2%
Bromomethane	50.5	50.0	101%
Vinyl Chloride	29.8	50.0	59.6%
Chloroethane	43.0	50.0	86.0%
Methylene Chloride	40.9	50.0	81.8%
Acetone	266	250	106%
Carbon Disulfide	35.9	50.0	71.8%
1,1-Dichloroethene	47.1	50.0	94.2%
1,1-Dichloroethane	47.9	50.0	95.8%
trans-1,2-Dichloroethene	48.9	50.0	97.8%
cis-1,2-Dichloroethene	58.2	50.0	116%
Chloroform	51.9	50.0	104%
1,2-Dichloroethane	58.8	50.0	118%
2-Butanone	250	250	100%
1,1,1-Trichloroethane	56.2	50.0	112%
Carbon Tetrachloride	57.6	50.0	115%
Vinyl Acetate	43.1	50.0	86.2%
Bromodichloromethane	58.4	50.0	117%
1,2-Dichloropropane	56.3	50.0	113%
cis-1,3-Dichloropropene	58.9	50.0	118%
Trichloroethene	56.4	50.0	113%
Dibromochloromethane	59.4	50.0	119%
1,1,2-Trichloroethane	54.4	50.0	109%
Benzene	55.8	50.0	112%
trans-1,3-Dichloropropene	54.7	50.0	109%
2-Chloroethylvinylether	62.9	50.0	126%
Bromoform	50.1	50.0	100%
4-Methyl-2-Pentanone (MIBK)	257	250	103%
2-Hexanone	290	250	116%
Tetrachloroethene	60.4	50.0	121%
1,1,2,2-Tetrachloroethane	54.0	50.0	108%
Toluene	58.4	50.0	117%
Chlorobenzene	57.4	50.0	115%
Ethylbenzene	59.3	50.0	119%
Styrene	64.0	50.0	128%
Trichlorofluoromethane	46.9	50.0	93.8%
1,1,2-Trichloro-1,2,2-trifluoroethane	44.0	50.0	88.0%
m,p-Xylene	122	100	122%
o-Xylene	64.2	50.0	128%
1,2-Dichlorobenzene	56.2	50.0	112%
1,3-Dichlorobenzene	59.0	50.0	118%
1,4-Dichlorobenzene	56.7	50.0	113%

ANALYTICAL RESOURCES INCORPORATED

ORGANICS ANALYSIS DATA SHEET
Volatiles by Purge & Trap GC/MS-Method 8260B **Sample ID: LCS-041204**
 LAB CONTROL

Lab Sample ID: LCS-041204
LIMS ID: 04-5065
Matrix: Soil
Date Analyzed: 04/12/04 11:31

QC Report No: GM58-Landau Associates
Project: POA Uplands Investig
529009.311

Analyte	Lab Control	Spike Added	Recovery
Acrolein	235	250	94.0%
Methyl Iodide	44.8	50.0	89.6%
Bromoethane	42.9	50.0	85.8%
Acrylonitrile	41.1	50.0	82.2%
1,1-Dichloropropene	59.9	50.0	120%
Dibromomethane	55.0	50.0	110%
1,1,1,2-Tetrachloroethane	59.2	50.0	118%
1,2-Dibromo-3-chloropropane	53.2	50.0	106%
1,2,3-Trichloropropane	52.8	50.0	106%
trans-1,4-Dichloro-2-butene	55.5	50.0	111%
1,3,5-Trimethylbenzene	62.9	50.0	126%
1,2,4-Trimethylbenzene	61.1	50.0	122%
Hexachlorobutadiene	58.9	50.0	118%
Ethylene Dibromide	54.5	50.0	109%
Bromochloromethane	54.4	50.0	109%
2,2-Dichloropropane	57.4	50.0	115%
1,3-Dichloropropane	59.8	50.0	120%
Isopropylbenzene	62.2	50.0	124%
n-Propylbenzene	63.2	50.0	126%
Bromobenzene	59.8	50.0	120%
2-Chlorotoluene	57.9	50.0	116%
4-Chlorotoluene	60.3	50.0	121%
tert-Butylbenzene	60.9	50.0	122%
sec-Butylbenzene	61.3	50.0	123%
4-Isopropyltoluene	64.1	50.0	128%
n-Butylbenzene	65.6	50.0	131%
1,2,4-Trichlorobenzene	59.7	50.0	119%
Naphthalene	58.6	50.0	117%
1,2,3-Trichlorobenzene	60.5	50.0	121%

Results reported in µg/kg

Volatile Surrogate Recovery

d4-1,2-Dichloroethane	98.5%
d8-Toluene	99.3%
Bromofluorobenzene	107%
d4-1,2-Dichlorobenzene	99.1%

ANALYTICAL RESOURCES INCORPORATED

ORGANICS ANALYSIS DATA SHEET
Volatiles by Purge & Trap GC/MS-Method 8260B **Sample ID: LCS-041404**
 LCS/LCSD

Lab Sample ID: LCS-041404
LIMS ID: 04-5069
Matrix: Soil
Data Release Authorized:
Reported: 04/22/04

QC Report No: GM58-Landau Associates
Project: POA Uplands Investig
529009.311
Date Sampled: NA
Date Received: NA

Instrument/Analyst: FINN5/PAB
LCSD: FINN5/PAB
Date Analyzed: 04/14/04 13:08
LCSD: 04/14/04 12:26

Sample Amount: 5.00 g
LCSD: 5.00 g

Analyte	LCS	Spike Added-LCS	LCS Recovery	LCSD	Spike Added-LCSD	LCSD Recovery	RPD
Chloromethane	46.2	50.0	92.4%	54.8	50.0	110%	17.0%
Bromomethane	55.5	50.0	111%	70.3	50.0	141%	23.5%
Vinyl Chloride	38.2	50.0	76.4%	45.5	50.0	91.0%	17.4%
Chloroethane	44.5	50.0	89.0%	53.5	50.0	107%	18.4%
Methylene Chloride	39.1	50.0	78.2%	49.3	50.0	98.6%	23.1%
Acetone	235	250	94.0%	272	250	109%	14.6%
Carbon Disulfide	44.5	50.0	89.0%	56.4	50.0	113%	23.6%
1,1-Dichloroethene	44.5	50.0	89.0%	55.7	50.0	111%	22.4%
1,1-Dichloroethane	43.9	50.0	87.8%	51.1	50.0	102%	15.2%
trans-1,2-Dichloroethene	45.4	50.0	90.8%	55.2	50.0	110%	19.5%
cis-1,2-Dichloroethene	50.8	50.0	102%	52.8	50.0	106%	3.9%
Chloroform	48.9	50.0	97.8%	50.9	50.0	102%	4.0%
1,2-Dichloroethane	57.6	50.0	115%	57.0	50.0	114%	1.0%
2-Butanone	204	250	81.6%	228	250	91.2%	11.1%
1,1,1-Trichloroethane	54.4	50.0	109%	61.3	50.0	123%	11.9%
Carbon Tetrachloride	56.0	50.0	112%	56.5	50.0	113%	0.9%
Vinyl Acetate	45.2	50.0	90.4%	50.2	50.0	100%	10.5%
Bromodichloromethane	54.0	50.0	108%	52.1	50.0	104%	3.6%
1,2-Dichloropropane	48.8	50.0	97.6%	48.6	50.0	97.2%	0.4%
cis-1,3-Dichloropropene	52.5	50.0	105%	51.2	50.0	102%	2.5%
Trichloroethene	50.7	50.0	101%	51.2	50.0	102%	1.0%
Dibromochloromethane	52.5	50.0	105%	53.2	50.0	106%	1.3%
1,1,2-Trichloroethane	48.9	50.0	97.8%	46.4	50.0	92.8%	5.2%
Benzene	48.3	50.0	96.6%	48.9	50.0	97.8%	1.2%
trans-1,3-Dichloropropene	49.3	50.0	98.6%	47.9	50.0	95.8%	2.9%
2-Chloroethylvinylether	61.3	50.0	123%	58.8	50.0	118%	4.2%
Bromoform	42.4	50.0	84.8%	37.3	50.0	74.6%	12.8%
4-Methyl-2-Pentanone (MIBK)	231	250	92.4%	213	250	85.2%	8.1%
2-Hexanone	252	250	101%	243	250	97.2%	3.6%
Tetrachloroethene	49.7	50.0	99.4%	53.9	50.0	108%	8.1%
1,1,2,2-Tetrachloroethane	46.6	50.0	93.2%	48.3	50.0	96.6%	3.6%
Toluene	51.1	50.0	102%	51.4	50.0	103%	0.6%
Chlorobenzene	47.9	50.0	95.8%	49.7	50.0	99.4%	3.7%
Ethylbenzene	50.7	50.0	101%	53.7	50.0	107%	5.7%
Styrene	51.7	50.0	103%	55.7	50.0	111%	7.4%
Trichlorofluoromethane	50.2	50.0	100%	59.9	50.0	120%	17.6%
1,1,2-Trichloro-1,2,2-trifl	46.6	50.0	93.2%	56.7	50.0	113%	19.6%
m,p-Xylene	102	100	102%	108	100	108%	5.7%
o-Xylene	52.9	50.0	106%	55.5	50.0	111%	4.8%
1,2-Dichlorobenzene	48.0	50.0	96.0%	50.4	50.0	101%	4.9%
1,3-Dichlorobenzene	50.0	50.0	100%	54.6	50.0	109%	8.8%
1,4-Dichlorobenzene	48.5	50.0	97.0%	52.7	50.0	105%	8.3%
Acrolein	216	250	86.4%	232	250	92.8%	7.1%
Methyl Iodide	44.9	50.0	89.8%	57.9	50.0	116%	25.3%
Bromoethane	42.9	50.0	85.8%	57.0	50.0	114%	28.2%
Acrylonitrile	44.7	50.0	89.4%	50.1	50.0	100%	11.4%
1,1-Dichloropropene	54.7	50.0	109%	55.5	50.0	111%	1.5%
Dibromomethane	49.9	50.0	99.8%	48.6	50.0	97.2%	2.6%

ANALYTICAL RESOURCES INCORPORATED

ORGANICS ANALYSIS DATA SHEET
Volatiles by Purge & Trap GC/MS-Method 8260B **Sample ID: LCS-041404**
 LCS/LCSD

Lab Sample ID: LCS-041404
LIMS ID: 04-5069
Matrix: Soil
Date Analyzed: 04/14/04 13:08
LCSD: 04/14/04 12:26

QC Report No: GM58-Landau Associates
Project: POA Uplands Investig
529009.311

Analyte	LCS	Spike Added-LCS	LCS Recovery	LCSD	Spike Added-LCSD	LCSD Recovery	RPD
1,1,1,2-Tetrachloroethane	52.3	50.0	105%	52.7	50.0	105%	0.8%
1,2-Dibromo-3-chloropropane	48.1	50.0	96.2%	47.3	50.0	94.6%	1.7%
1,2,3-Trichloropropane	47.4	50.0	94.8%	51.4	50.0	103%	8.1%
trans-1,4-Dichloro-2-butene	55.1	50.0	110%	55.8	50.0	112%	1.3%
1,3,5-Trimethylbenzene	52.6	50.0	105%	60.8	50.0	122%	14.5%
1,2,4-Trimethylbenzene	54.4	50.0	109%	58.8	50.0	118%	7.8%
Hexachlorobutadiene	50.9	50.0	102%	53.7	50.0	107%	5.4%
Ethylene Dibromide	48.4	50.0	96.8%	45.7	50.0	91.4%	5.7%
Bromochloromethane	48.4	50.0	96.8%	47.9	50.0	95.8%	1.0%
2,2-Dichloropropane	53.5	50.0	107%	60.2	50.0	120%	11.8%
1,3-Dichloropropane	51.1	50.0	102%	50.3	50.0	101%	1.6%
Isopropylbenzene	52.8	50.0	106%	59.3	50.0	119%	11.6%
n-Propylbenzene	54.1	50.0	108%	60.3	50.0	121%	10.8%
Bromobenzene	49.0	50.0	98.0%	54.6	50.0	109%	10.8%
2-Chlorotoluene	50.4	50.0	101%	53.4	50.0	107%	5.8%
4-Chlorotoluene	52.4	50.0	105%	58.0	50.0	116%	10.1%
tert-Butylbenzene	53.6	50.0	107%	61.2	50.0	122%	13.2%
sec-Butylbenzene	52.4	50.0	105%	58.0	50.0	116%	10.1%
4-Isopropyltoluene	55.4	50.0	111%	61.6	50.0	123%	10.6%
n-Butylbenzene	55.7	50.0	111%	63.1	50.0	126%	12.5%
1,2,4-Trichlorobenzene	51.3	50.0	103%	52.6	50.0	105%	2.5%
Naphthalene	48.4	50.0	96.8%	46.8	50.0	93.6%	3.4%
1,2,3-Trichlorobenzene	49.3	50.0	98.6%	50.6	50.0	101%	2.6%

Results reported in µg/kg
RPD calculated using sample concentrations per SW846.

Volatile Surrogate Recovery

	LCS	LCSD
d4-1,2-Dichloroethane	98.2%	115%
d8-Toluene	94.4%	92.0%
Bromofluorobenzene	94.1%	96.7%
d4-1,2-Dichlorobenzene	88.6%	91.6%

ANALYTICAL RESOURCES INCORPORATED

ORGANICS ANALYSIS DATA SHEET
Volatiles by Purge & Trap GC/MS-Method 8260B **Sample ID: LCS-041604**
Page 1 of 2 **LAB CONTROL**

Lab Sample ID: LCS-041604
LIMS ID: 04-5075
Matrix: Water
Data Release Authorized:
Reported: 04/22/04

QC Report No: GM58-Landau Associates
Project: POA Uplands Investig
529009.311
Date Sampled: NA
Date Received: NA

Instrument/Analyst: FINN5/PAB
Date Analyzed: 04/16/04 18:07

Sample Amount: 5.00 g

Analyte	Lab Control	Spike Added	Recovery
Chloromethane	42.6	50.0	85.2%
Bromomethane	46.1	50.0	92.2%
Vinyl Chloride	59.4	50.0	119%
Chloroethane	46.1	50.0	92.2%
Methylene Chloride	53.9	50.0	108%
Acetone	306	250	122%
Carbon Disulfide	50.7	50.0	101%
1,1-Dichloroethene	51.6	50.0	103%
1,1-Dichloroethane	50.0	50.0	100%
trans-1,2-Dichloroethene	50.2	50.0	100%
cis-1,2-Dichloroethene	50.2	50.0	100%
Chloroform	52.0	50.0	104%
1,2-Dichloroethane	53.9	50.0	108%
2-Butanone	243	250	97.2%
1,1,1-Trichloroethane	52.0	50.0	104%
Carbon Tetrachloride	53.4	50.0	107%
Vinyl Acetate	50.2	50.0	100%
Bromodichloromethane	52.1	50.0	104%
1,2-Dichloropropane	49.4	50.0	98.8%
cis-1,3-Dichloropropene	50.8	50.0	102%
Trichloroethene	50.0	50.0	100%
Dibromochloromethane	52.6	50.0	105%
1,1,2-Trichloroethane	53.0	50.0	106%
Benzene	49.5	50.0	99.0%
trans-1,3-Dichloropropene	54.0	50.0	108%
2-Chloroethylvinylether	47.0	50.0	94.0%
Bromoform	50.5	50.0	101%
4-Methyl-2-Pentanone (MIBK)	255	250	102%
2-Hexanone	247	250	98.8%
Tetrachloroethene	50.1	50.0	100%
1,1,2,2-Tetrachloroethane	49.6	50.0	99.2%
Toluene	51.5	50.0	103%
Chlorobenzene	50.1	50.0	100%
Ethylbenzene	51.8	50.0	104%
Styrene	54.0	50.0	108%
Trichlorofluoromethane	56.7	50.0	113%
1,1,2-Trichloro-1,2,2-trifluoroethane	51.7	50.0	103%
m,p-Xylene	101	100	101%
o-Xylene	51.2	50.0	102%
1,2-Dichlorobenzene	49.9	50.0	99.8%
1,3-Dichlorobenzene	49.6	50.0	99.2%
1,4-Dichlorobenzene	49.0	50.0	98.0%

ANALYTICAL RESOURCES INCORPORATED

ORGANICS ANALYSIS DATA SHEET
Volatiles by Purge & Trap GC/MS-Method 8260B **Sample ID: LCS-041604**
 LAB CONTROL

Lab Sample ID: LCS-041604 QC Report No: GM58-Landau Associates
LIMS ID: 04-5075 Project: POA Uplands Investig
Matrix: Water 529009.311
Date Analyzed: 04/16/04 18:07

Analyte	Lab Control	Spike Added	Recovery
Acrolein	245	250	98.0%
Methyl Iodide	54.3	50.0	109%
Bromoethane	53.4	50.0	107%
Acrylonitrile	48.6	50.0	97.2%
1,1-Dichloropropene	51.4	50.0	103%
Dibromomethane	51.0	50.0	102%
1,1,1,2-Tetrachloroethane	51.1	50.0	102%
1,2-Dibromo-3-chloropropane	51.7	50.0	103%
1,2,3-Trichloropropane	50.3	50.0	101%
trans-1,4-Dichloro-2-butene	54.4	50.0	109%
1,3,5-Trimethylbenzene	52.9	50.0	106%
1,2,4-Trimethylbenzene	52.0	50.0	104%
Hexachlorobutadiene	50.0	50.0	100%
Ethylene Dibromide	52.6	50.0	105%
Bromochloromethane	51.3	50.0	103%
2,2-Dichloropropane	52.5	50.0	105%
1,3-Dichloropropane	51.1	50.0	102%
Isopropylbenzene	51.3	50.0	103%
n-Propylbenzene	53.2	50.0	106%
Bromobenzene	49.1	50.0	98.2%
2-Chlorotoluene	50.6	50.0	101%
4-Chlorotoluene	51.5	50.0	103%
tert-Butylbenzene	51.8	50.0	104%
sec-Butylbenzene	52.2	50.0	104%
4-Isopropyltoluene	52.9	50.0	106%
n-Butylbenzene	53.2	50.0	106%
1,2,4-Trichlorobenzene	49.4	50.0	98.8%
Naphthalene	47.1	50.0	94.2%
1,2,3-Trichlorobenzene	47.6	50.0	95.2%

Results reported in µg/kg

Volatile Surrogate Recovery

d4-1,2-Dichloroethane	103%
d8-Toluene	86.3%
Bromofluorobenzene	96.4%
d4-1,2-Dichlorobenzene	95.4%

ANALYTICAL RESOURCES INCORPORATED

SW8260 SURROGATE RECOVERY SUMMARY

Matrix: Soil

QC Report No: GM58-Landau Associates
Project: POA Uplands Investig
529009.311

Client ID	DCE	TOL	BFB	DCB	TOT OUT
MB-041204	93.8%	92.0%	88.8%	97.5%	0
LCS-041204	98.5%	99.3%	107%	99.1%	0
MW-111,2-3	92.1%	90.3%	82.7%	109%	0
MW-111,4-5	95.8%	92.9%	85.8%	96.6%	0
LSB-5,7-8	119%	98.4%	49.3%*	110%	1
LSB-5,7-8 RE	101%	95.5%	71.2%	103%	0
MB-041404	98.0%	88.6%	91.1%	97.9%	0
LCS-041404	98.2%	94.4%	94.1%	88.6%	0
LCSD-041404	115%	92.0%	96.7%	91.6%	0
LSB-5,9-10	100%	92.4%	81.2%	107%	0
LSB-5,10-11	118%	86.3%	87.4%	103%	0
LSB-5,14-15	90.1%	85.0%	72.1%	92.6%	0
LSB-5,14-15 RE	118%	89.7%	87.1%	97.9%	0
MB-041604	103%	81.6%	89.8%	94.9%	0
LCS-041604	103%	86.3%	96.4%	95.4%	0
Trip Blank	114%	87.1%	95.9%	99.0%	0

	LCS/MB LIMITS	QC LIMITS
(DCE) = d4-1,2-Dichloroethane	(74-128)	(71-143)
(TOL) = d8-Toluene	(76-119)	(79-118)
(BFB) = Bromofluorobenzene	(78-116)	(69-126)
(DCB) = d4-1,2-Dichlorobenzene	(78-122)	(79-119)

Prep Method: SW5030
Analytical Method: SW8260B
Log Number Range: 04-5065 to 04-5075

ANALYTICAL RESOURCES INCORPORATED

ORGANICS ANALYSIS DATA SHEET
PNAs by SW8270C SIM GC/MS
Page 1 of 1

Sample ID: MB-041204
METHOD BLANK

Lab Sample ID: MB-041204
LIMS ID: 04-5053
Matrix: Soil
Data Release Authorized:
Reported: 04/21/04

QC Report No: GM58-Landau Associates
Project: POA Uplands Investig
529009.311
Date Sampled: NA
Date Received: NA

Date Extracted: 04/12/04
Date Analyzed: 04/16/04 18:25
Instrument/Analyst: NT6/Van
GPC Cleanup: No
Alumina: 1:1

Sample Amount: 7.50 g
Final Extract Volume: 0.50 mL
Dilution Factor: 1.00
Percent Moisture: NA
pH: NA

CAS Number	Analyte	RL	Result
91-20-3	Naphthalene	6.7	< 6.7 U
91-57-6	2-Methylnaphthalene	6.7	< 6.7 U
208-96-8	Acenaphthylene	6.7	< 6.7 U
83-32-9	Acenaphthene	6.7	< 6.7 U
86-73-7	Fluorene	6.7	< 6.7 U
85-01-8	Phenanthrene	6.7	< 6.7 U
120-12-7	Anthracene	6.7	< 6.7 U
206-44-0	Fluoranthene	6.7	< 6.7 U
129-00-0	Pyrene	6.7	< 6.7 U
56-55-3	Benzo(a)anthracene	6.7	< 6.7 U
218-01-9	Chrysene	6.7	< 6.7 U
205-99-2	Benzo(b)fluoranthene	6.7	< 6.7 U
207-08-9	Benzo(k)fluoranthene	6.7	< 6.7 U
50-32-8	Benzo(a)pyrene	6.7	< 6.7 U
193-39-5	Indeno(1,2,3-cd)pyrene	6.7	< 6.7 U
53-70-3	Dibenz(a,h)anthracene	6.7	< 6.7 U
191-24-2	Benzo(g,h,i)perylene	6.7	< 6.7 U
132-64-9	Dibenzofuran	6.7	< 6.7 U

Reported in µg/kg (ppb)

SIM Semivolatile Surrogate Recovery

d10-2-Methylnaphthalene	62.7%
d14-Dibenzo(a,h)anthracene	71.0%

ANALYTICAL RESOURCES INCORPORATED

ORGANICS ANALYSIS DATA SHEET
PNAs by SW8270C SIM GC/MS

Sample ID: MW-102,5-6
SAMPLE

Lab Sample ID: GM58A
LIMS ID: 04-5053
Matrix: Soil
Data Release Authorized:
Reported: 04/21/04

QC Report No: GM58-Landau Associates
Project: POA Uplands Investig
529009.311
Date Sampled: 03/30/04
Date Received: 04/01/04

Date Extracted: 04/12/04
Date Analyzed: 04/16/04 21:40
Instrument/Analyst: NT6/Van
GPC Cleanup: No
Alumina: 1:1

Sample Amount: 5.83 g-dry-wt
Final Extract Volume: 0.50 mL
Dilution Factor: 1.00
Percent Moisture: 23.4 %
pH: 7.8

CAS Number	Analyte	RL	Result
91-20-3	Naphthalene	8.6	72
91-57-6	2-Methylnaphthalene	8.6	13
208-96-8	Acenaphthylene	8.6	20
83-32-9	Acenaphthene	8.6	13
86-73-7	Fluorene	8.6	17
85-01-8	Phenanthrene	8.6	140
120-12-7	Anthracene	8.6	24
206-44-0	Fluoranthene	8.6	240
129-00-0	Pyrene	8.6	180
56-55-3	Benzo(a)anthracene	8.6	74
218-01-9	Chrysene	8.6	83
205-99-2	Benzo(b)fluoranthene	8.6	67
207-08-9	Benzo(k)fluoranthene	8.6	80
50-32-8	Benzo(a)pyrene	8.6	83
193-39-5	Indeno(1,2,3-cd)pyrene	8.6	33
53-70-3	Dibenz(a,h)anthracene	8.6	9.4
191-24-2	Benzo(g,h,i)perylene	8.6	35
132-64-9	Dibenzofuran	8.6	10

Reported in µg/kg (ppb)

SIM Semivolatile Surrogate Recovery

d10-2-Methylnaphthalene	67.7%
d14-Dibenzo(a,h)anthracene	52.3%

ANALYTICAL RESOURCES INCORPORATED

ORGANICS ANALYSIS DATA SHEET
PNAs by SW8270C SIM GC/MS
Page 1 of 1

Sample ID: MW-102,9-10
SAMPLE

Lab Sample ID: GM58B
LIMS ID: 04-5054
Matrix: Soil
Data Release Authorized:
Reported: 04/21/04

QC Report No: GM58-Landau Associates
Project: POA Uplands Investig
529009.311
Date Sampled: 03/30/04
Date Received: 04/01/04

Date Extracted: 04/12/04
Date Analyzed: 04/16/04 22:04
Instrument/Analyst: NT6/Van
GPC Cleanup: No
Alumina: 1:1

Sample Amount: 5.98 g-dry-wt
Final Extract Volume: 0.50 mL
Dilution Factor: 1.00
Percent Moisture: 20.8 %
pH: 7.9

CAS Number	Analyte	RL	Result
91-20-3	Naphthalene	8.4	< 8.4 U
91-57-6	2-Methylnaphthalene	8.4	< 8.4 U
208-96-8	Acenaphthylene	8.4	< 8.4 U
83-32-9	Acenaphthene	8.4	< 8.4 U
86-73-7	Fluorene	8.4	< 8.4 U
85-01-8	Phenanthrene	8.4	< 8.4 U
120-12-7	Anthracene	8.4	< 8.4 U
206-44-0	**Fluoranthene**	**8.4**	**19**
129-00-0	**Pyrene**	**8.4**	**16**
56-55-3	Benzo(a)anthracene	8.4	< 8.4 U
218-01-9	Chrysene	8.4	< 8.4 U
205-99-2	Benzo(b)fluoranthene	8.4	< 8.4 U
207-08-9	Benzo(k)fluoranthene	8.4	< 8.4 U
50-32-8	Benzo(a)pyrene	8.4	< 8.4 U
193-39-5	Indeno(1,2,3-cd)pyrene	8.4	< 8.4 U
53-70-3	Dibenz(a,h)anthracene	8.4	< 8.4 U
191-24-2	Benzo(g,h,i)perylene	8.4	< 8.4 U
132-64-9	Dibenzofuran	8.4	< 8.4 U

Reported in µg/kg (ppb)

SIM Semivolatile Surrogate Recovery

d10-2-Methylnaphthalene	56.7%
d14-Dibenzo(a,h)anthracene	57.3%

ANALYTICAL RESOURCES INCORPORATED

ORGANICS ANALYSIS DATA SHEET
PNAs by SW8270C SIM GC/MS
Page 1 of 1

Sample ID: MW-102,9-10
MATRIX SPIKE

Lab Sample ID: GM58B
LIMS ID: 04-5054
Matrix: Soil
Data Release Authorized:
Reported: 04/21/04

QC Report No: GM58-Landau Associates
Project: POA Uplands Investig
529009.311
Date Sampled: 03/30/04
Date Received: 04/01/04

Date Extracted: 04/12/04
Date Analyzed: 04/16/04 22:28
Instrument/Analyst: NT6/Van
GPC Cleanup: No
Alumina: 1:1

Sample Amount: 5.98 g-dry-wt
Final Extract Volume: 0.50 mL
Dilution Factor: 1.00
Percent Moisture: 20.8 %
pH: 7.9

CAS Number	Analyte	RL	Result
91-20-3	Naphthalene	8.4	< 8.4 U
91-57-6	2-Methylnaphthalene	8.4	< 8.4 U
208-96-8	**Acenaphthylene**	**8.4**	**9.4**
83-32-9	Acenaphthene	8.4	< 8.4 U
86-73-7	**Fluorene**	**8.4**	**9.0**
85-01-8	Phenanthrene	8.4	---
120-12-7	**Anthracene**	**8.4**	**27**
206-44-0	**Fluoranthene**	**8.4**	**260**
129-00-0	**Pyrene**	**8.4**	**190**
56-55-3	**Benzo(a)anthracene**	**8.4**	**83**
218-01-9	Chrysene	8.4	---
205-99-2	**Benzo(b)fluoranthene**	**8.4**	**40**
207-08-9	Benzo(k)fluoranthene	8.4	---
50-32-8	**Benzo(a)pyrene**	**8.4**	**80**
193-39-5	**Indeno(1,2,3-cd)pyrene**	**8.4**	**29**
53-70-3	Dibenz(a,h)anthracene	8.4	< 8.4 U
191-24-2	**Benzo(g,h,i)perylene**	**8.4**	**28**
132-64-9	Dibenzofuran	8.4	< 8.4 U

Reported in µg/kg (ppb)

SIM Semivolatile Surrogate Recovery

d10-2-Methylnaphthalene	65.0%
d14-Dibenzo(a,h)anthracene	61.3%

ANALYTICAL RESOURCES INCORPORATED

ORGANICS ANALYSIS DATA SHEET
PNAs by SW8270C SIM GC/MS
Page 1 of 1

Sample ID: MW-102,9-10
MATRIX SPIKE DUP

Lab Sample ID: GM58B
LIMS ID: 04-5054
Matrix: Soil
Data Release Authorized:
Reported: 04/21/04

QC Report No: GM58-Landau Associates
Project: POA Uplands Investig
529009.311
Date Sampled: 03/30/04
Date Received: 04/01/04

Date Extracted: 04/12/04
Date Analyzed: 04/16/04 22:52
Instrument/Analyst: NT6/Van
GPC Cleanup: No
Alumina: 1:1

Sample Amount: 5.94 g-dry-wt
Final Extract Volume: 0.50 mL
Dilution Factor: 1.00
Percent Moisture: 20.8 %
pH: 7.9

CAS Number	Analyte	RL	Result
91-20-3	Naphthalene	8.4	< 8.4 U
91-57-6	2-Methylnaphthalene	8.4	< 8.4 U
208-96-8	Acenaphthylene	8.4	< 8.4 U
83-32-9	Acenaphthene	8.4	< 8.4 U
86-73-7	Fluorene	8.4	< 8.4 U
85-01-8	Phenanthrene	8.4	---
120-12-7	Anthracene	8.4	< 8.4 U
206-44-0	**Fluoranthene**	**8.4**	**20**
129-00-0	**Pyrene**	**8.4**	**16**
56-55-3	Benzo(a)anthracene	8.4	< 8.4 U
218-01-9	Chrysene	8.4	---
205-99-2	Benzo(b)fluoranthene	8.4	< 8.4 U
207-08-9	Benzo(k)fluoranthene	8.4	---
50-32-8	Benzo(a)pyrene	8.4	< 8.4 U
193-39-5	Indeno(1,2,3-cd)pyrene	8.4	< 8.4 U
53-70-3	Dibenz(a,h)anthracene	8.4	< 8.4 U
191-24-2	Benzo(g,h,i)perylene	8.4	< 8.4 U
132-64-9	Dibenzofuran	8.4	< 8.4 U

Reported in µg/kg (ppb)

SIM Semivolatile Surrogate Recovery

d10-2-Methylnaphthalene	71.7%
d14-Dibenzo(a,h)anthracene	62.3%

ANALYTICAL RESOURCES INCORPORATED

ORGANICS ANALYSIS DATA SHEET
PNAs by SW8270C SIM GC/MS
Page 1 of 1

Sample ID: MW-103,4-5
SAMPLE

Lab Sample ID: GM58C
LIMS ID: 04-5055
Matrix: Soil
Data Release Authorized:
Reported: 04/21/04

QC Report No: GM58-Landau Associates
Project: POA Uplands Investig
529009.311
Date Sampled: 03/30/04
Date Received: 04/01/04

Date Extracted: 04/12/04
Date Analyzed: 04/16/04 23:17
Instrument/Analyst: NT6/Van
GPC Cleanup: No
Alumina: 1:1

Sample Amount: 6.63 g-dry-wt
Final Extract Volume: 0.50 mL
Dilution Factor: 1.00
Percent Moisture: 11.6 %
pH: 7.7

CAS Number	Analyte	RL	Result
91-20-3	**Naphthalene**	**7.5**	**34**
91-57-6	**2-Methylnaphthalene**	**7.5**	**15**
208-96-8	**Acenaphthylene**	**7.5**	**9.0**
83-32-9	**Acenaphthene**	**7.5**	**17**
86-73-7	**Fluorene**	**7.5**	**14**
85-01-8	**Phenanthrene**	**7.5**	**56**
120-12-7	**Anthracene**	**7.5**	**12**
206-44-0	**Fluoranthene**	**7.5**	**100**
129-00-0	**Pyrene**	**7.5**	**82**
56-55-3	**Benzo(a)anthracene**	**7.5**	**28**
218-01-9	**Chrysene**	**7.5**	**44**
205-99-2	**Benzo(b)fluoranthene**	**7.5**	**27**
207-08-9	**Benzo(k)fluoranthene**	**7.5**	**27**
50-32-8	**Benzo(a)pyrene**	**7.5**	**29**
193-39-5	**Indeno(1,2,3-cd)pyrene**	**7.5**	**8.3**
53-70-3	Dibenz(a,h)anthracene	7.5	< 7.5 U
191-24-2	**Benzo(g,h,i)perylene**	**7.5**	**11**
132-64-9	**Dibenzofuran**	**7.5**	**9.8**

Reported in µg/kg (ppb)

SIM Semivolatile Surrogate Recovery

d10-2-Methylnaphthalene	64.3%
d14-Dibenzo(a,h)anthracene	38.3%

ANALYTICAL RESOURCES INCORPORATED

ORGANICS ANALYSIS DATA SHEET
PNAs by SW8270C SIM GC/MS
Page 1 of 1

Sample ID: MW-103,9-10
SAMPLE

Lab Sample ID: GM58D
LIMS ID: 04-5056
Matrix: Soil
Data Release Authorized:
Reported: 04/21/04

QC Report No: GM58-Landau Associates
Project: POA Uplands Investig
529009.311
Date Sampled: 03/30/04
Date Received: 04/01/04

Date Extracted: 04/12/04
Date Analyzed: 04/16/04 23:41
Instrument/Analyst: NT6/Van
GPC Cleanup: No
Alumina: 1:1

Sample Amount: 0.87 g-dry-wt
Final Extract Volume: 0.50 mL
Dilution Factor: 1.00
Percent Moisture: 44.6 %
pH: 6.4

CAS Number	Analyte	RL	Result
91-20-3	**Naphthalene**	**57**	**58**
91-57-6	2-Methylnaphthalene	57	< 57 U
208-96-8	Acenaphthylene	57	< 57 U
83-32-9	**Acenaphthene**	**57**	**69**
86-73-7	**Fluorene**	**57**	**80**
85-01-8	**Phenanthrene**	**57**	**160**
120-12-7	**Anthracene**	**57**	**63**
206-44-0	**Fluoranthene**	**57**	**170**
129-00-0	**Pyrene**	**57**	**110**
56-55-3	Benzo(a)anthracene	57	< 57 U
218-01-9	**Chrysene**	**57**	**92**
205-99-2	**Benzo(b)fluoranthene**	**57**	**130**
207-08-9	**Benzo(k)fluoranthene**	**57**	**110**
50-32-8	Benzo(a)pyrene	57	< 57 U
193-39-5	Indeno(1,2,3-cd)pyrene	57	< 57 U
53-70-3	Dibenz(a,h)anthracene	57	< 57 U
191-24-2	Benzo(g,h,i)perylene	57	< 57 U
132-64-9	Dibenzofuran	57	< 57 U

Reported in µg/kg (ppb)

SIM Semivolatile Surrogate Recovery

d10-2-Methylnaphthalene	62.3%
d14-Dibenzo(a,h)anthracene	40.0%

ANALYTICAL RESOURCES INCORPORATED

ORGANICS ANALYSIS DATA SHEET
PNAs by SW8270C SIM GC/MS

Sample ID: MW-105,7-8
SAMPLE

Lab Sample ID: GM58F
LIMS ID: 04-5058
Matrix: Soil
Data Release Authorized:
Reported: 04/21/04

QC Report No: GM58-Landau Associates
Project: POA Uplands Investig
529009.311
Date Sampled: 03/31/04
Date Received: 04/01/04

Date Extracted: 04/12/04
Date Analyzed: 04/17/04 00:05
Instrument/Analyst: NT6/Van
GPC Cleanup: No
Alumina: 1:1

Sample Amount: 0.51 g-dry-wt
Final Extract Volume: 0.50 mL
Dilution Factor: 1.00
Percent Moisture: 79.7 %
pH: 7.0

CAS Number	Analyte	RL	Result
91-20-3	Naphthalene	98	< 98 U
91-57-6	2-Methylnaphthalene	98	< 98 U
208-96-8	Acenaphthylene	98	< 98 U
83-32-9	Acenaphthene	98	< 98 U
86-73-7	Fluorene	98	< 98 U
85-01-8	Phenanthrene	98	< 98 U
120-12-7	Anthracene	98	< 98 U
206-44-0	Fluoranthene	98	< 98 U
129-00-0	Pyrene	98	< 98 U
56-55-3	Benzo(a)anthracene	98	< 98 U
218-01-9	Chrysene	98	< 98 U
205-99-2	Benzo(b)fluoranthene	98	< 98 U
207-08-9	Benzo(k)fluoranthene	98	< 98 U
50-32-8	Benzo(a)pyrene	98	< 98 U
193-39-5	Indeno(1,2,3-cd)pyrene	98	< 98 U
53-70-3	Dibenz(a,h)anthracene	98	< 98 U
191-24-2	Benzo(g,h,i)perylene	98	< 98 U
132-64-9	Dibenzofuran	98	< 98 U

Reported in µg/kg (ppb)

SIM Semivolatile Surrogate Recovery

d10-2-Methylnaphthalene	68.3%
d14-Dibenzo(a,h)anthracene	49.7%

ANALYTICAL RESOURCES INCORPORATED

ORGANICS ANALYSIS DATA SHEET
PNAs by SW8270C SIM GC/MS
Page 1 of 1

Sample ID: MW-106,7-8
SAMPLE

Lab Sample ID: GM58J
LIMS ID: 04-5062
Matrix: Soil
Data Release Authorized:
Reported: 04/21/04

QC Report No: GM58-Landau Associates
Project: POA Uplands Investig
529009.311
Date Sampled: 03/31/04
Date Received: 04/01/04

Date Extracted: 04/12/04
Date Analyzed: 04/17/04 00:30
Instrument/Analyst: NT6/Van
GPC Cleanup: No
Alumina: 1:1

Sample Amount: 0.28 g-dry-wt
Final Extract Volume: 0.50 mL
Dilution Factor: 1.00
Percent Moisture: 73.2 %
pH: 7.2

CAS Number	Analyte	RL	Result
91-20-3	Naphthalene	180	< 180 U
91-57-6	2-Methylnaphthalene	180	< 180 U
208-96-8	Acenaphthylene	180	< 180 U
83-32-9	Acenaphthene	180	< 180 U
86-73-7	Fluorene	180	< 180 U
85-01-8	Phenanthrene	180	< 180 U
120-12-7	Anthracene	180	< 180 U
206-44-0	Fluoranthene	180	< 180 U
129-00-0	**Pyrene**	**180**	**180**
56-55-3	Benzo(a)anthracene	180	< 180 U
218-01-9	**Chrysene**	**180**	**200**
205-99-2	Benzo(b)fluoranthene	180	< 180 U
207-08-9	Benzo(k)fluoranthene	180	< 180 U
50-32-8	Benzo(a)pyrene	180	< 180 U
193-39-5	Indeno(1,2,3-cd)pyrene	180	< 180 U
53-70-3	Dibenz(a,h)anthracene	180	< 180 U
191-24-2	Benzo(g,h,i)perylene	180	< 180 U
132-64-9	Dibenzofuran	180	< 180 U

Reported in µg/kg (ppb)

SIM Semivolatile Surrogate Recovery

d10-2-Methylnaphthalene	62.7%
d14-Dibenzo(a,h)anthracene	43.7%

ANALYTICAL RESOURCES INCORPORATED

ORGANICS ANALYSIS DATA SHEET
PNAs by SW8270C SIM GC/MS

Sample ID: MW-111,2-3
SAMPLE

Lab Sample ID: GM58M
LIMS ID: 04-5065
Matrix: Soil
Data Release Authorized:
Reported: 04/21/04

QC Report No: GM58-Landau Associates
Project: POA Uplands Investig
529009.311
Date Sampled: 03/29/04
Date Received: 04/01/04

Date Extracted: 04/12/04
Date Analyzed: 04/17/04 00:54
Instrument/Analyst: NT6/Van
GPC Cleanup: No
Alumina: 1:1

Sample Amount: 2.02 g-dry-wt
Final Extract Volume: 0.50 mL
Dilution Factor: 1.00
Percent Moisture: 10.1 %
pH: 6.7

CAS Number	Analyte	RL	Result
56-55-3	Benzo(a)anthracene	25	< 25 U
218-01-9	Chrysene	25	< 25 U
205-99-2	Benzo(b)fluoranthene	25	< 25 U
207-08-9	Benzo(k)fluoranthene	25	< 25 U
50-32-8	Benzo(a)pyrene	25	< 25 U
193-39-5	Indeno(1,2,3-cd)pyrene	25	< 25 U
53-70-3	Dibenz(a,h)anthracene	25	< 25 U

Reported in µg/kg (ppb)

SIM Semivolatile Surrogate Recovery

d10-2-Methylnaphthalene	54.3%
d14-Dibenzo(a,h)anthracene	37.7%

ANALYTICAL RESOURCES INCORPORATED

ORGANICS ANALYSIS DATA SHEET
PNAs by SW8270C SIM GC/MS

Sample ID: MW-111,4-5
SAMPLE

Lab Sample ID: GM58N
LIMS ID: 04-5066
Matrix: Soil
Data Release Authorized:
Reported: 04/21/04

QC Report No: GM58-Landau Associates
Project: POA Uplands Investig
529009.311
Date Sampled: 03/29/04
Date Received: 04/01/04

Date Extracted: 04/12/04
Date Analyzed: 04/17/04 01:18
Instrument/Analyst: NT6/Van
GPC Cleanup: No
Alumina: 1:1

Sample Amount: 6.70 g-dry-wt
Final Extract Volume: 0.50 mL
Dilution Factor: 1.00
Percent Moisture: 11.0 %
pH: 5.0

CAS Number	Analyte	RL	Result
56-55-3	Benzo(a)anthracene	7.5	< 7.5 U
218-01-9	Chrysene	7.5	< 7.5 U
205-99-2	Benzo(b)fluoranthene	7.5	< 7.5 U
207-08-9	Benzo(k)fluoranthene	7.5	< 7.5 U
50-32-8	Benzo(a)pyrene	7.5	< 7.5 U
193-39-5	Indeno(1,2,3-cd)pyrene	7.5	< 7.5 U
53-70-3	Dibenz(a,h)anthracene	7.5	< 7.5 U

Reported in µg/kg (ppb)

SIM Semivolatile Surrogate Recovery

d10-2-Methylnaphthalene	66.3%
d14-Dibenzo(a,h)anthracene	48.0%

ANALYTICAL RESOURCES INCORPORATED

ORGANICS ANALYSIS DATA SHEET
PNAs by SW8270C SIM GC/MS **Sample ID: LSB-5,4-5**
Page 1 of 1 **SAMPLE**

Lab Sample ID: GM580
LIMS ID: 04-5067
Matrix: Soil
Data Release Authorized:
Reported: 04/21/04

QC Report No: GM58-Landau Associates
Project: POA Uplands Investig
529009.311
Date Sampled: 03/31/04
Date Received: 04/01/04

Date Extracted: 04/12/04
Date Analyzed: 04/17/04 01:42
Instrument/Analyst: NT6/Van
GPC Cleanup: No
Alumina: 1:1

Sample Amount: 5.90 g-dry-wt
Final Extract Volume: 0.50 mL
Dilution Factor: 1.00
Percent Moisture: 22.1 %
pH: 8.9

CAS Number	Analyte	RL	Result
91-20-3	Naphthalene	8.5	< 8.5 U
91-57-6	2-Methylnaphthalene	8.5	< 8.5 U
208-96-8	Acenaphthylene	8.5	< 8.5 U
83-32-9	Acenaphthene	8.5	< 8.5 U
86-73-7	Fluorene	8.5	< 8.5 U
85-01-8	Phenanthrene	8.5	< 8.5 U
120-12-7	Anthracene	8.5	< 8.5 U
206-44-0	Fluoranthene	8.5	< 8.5 U
129-00-0	Pyrene	8.5	< 8.5 U
56-55-3	Benzo(a)anthracene	8.5	< 8.5 U
218-01-9	Chrysene	8.5	< 8.5 U
205-99-2	Benzo(b)fluoranthene	8.5	< 8.5 U
207-08-9	Benzo(k)fluoranthene	8.5	< 8.5 U
50-32-8	Benzo(a)pyrene	8.5	< 8.5 U
193-39-5	Indeno(1,2,3-cd)pyrene	8.5	< 8.5 U
53-70-3	Dibenz(a,h)anthracene	8.5	< 8.5 U
191-24-2	Benzo(g,h,i)perylene	8.5	< 8.5 U
132-64-9	Dibenzofuran	8.5	< 8.5 U

Reported in µg/kg (ppb)

SIM Semivolatile Surrogate Recovery

d10-2-Methylnaphthalene	61.0%
d14-Dibenzo(a,h)anthracene	36.3%

ANALYTICAL RESOURCES INCORPORATED

ORGANICS ANALYSIS DATA SHEET
PNAs by SW8270C SIM GC/MS

Sample ID: LSB-5,7-8
SAMPLE

Lab Sample ID: GM58P
LIMS ID: 04-5068
Matrix: Soil
Data Release Authorized:
Reported: 04/21/04

QC Report No: GM58-Landau Associates
Project: POA Uplands Investig
529009.311
Date Sampled: 03/31/04
Date Received: 04/01/04

Date Extracted: 04/12/04
Date Analyzed: 04/17/04 02:07
Instrument/Analyst: NT6/Van
GPC Cleanup: No
Alumina: 1:1

Sample Amount: 4.88 g-dry-wt
Final Extract Volume: 0.50 mL
Dilution Factor: 1.00
Percent Moisture: 35.3 %
pH: 8.1

CAS Number	Analyte	RL	Result
91-20-3	Naphthalene	10	< 10 U
91-57-6	2-Methylnaphthalene	10	< 10 U
208-96-8	Acenaphthylene	10	< 10 U
83-32-9	Acenaphthene	10	< 10 U
86-73-7	Fluorene	10	< 10 U
85-01-8	**Phenanthrene**	**10**	**11**
120-12-7	Anthracene	10	< 10 U
206-44-0	Fluoranthene	10	< 10 U
129-00-0	Pyrene	10	< 10 U
56-55-3	Benzo(a)anthracene	10	< 10 U
218-01-9	Chrysene	10	< 10 U
205-99-2	Benzo(b)fluoranthene	10	< 10 U
207-08-9	Benzo(k)fluoranthene	10	< 10 U
50-32-8	Benzo(a)pyrene	10	< 10 U
193-39-5	Indeno(1,2,3-cd)pyrene	10	< 10 U
53-70-3	Dibenz(a,h)anthracene	10	< 10 U
191-24-2	Benzo(g,h,i)perylene	10	< 10 U
132-64-9	Dibenzofuran	10	< 10 U

Reported in µg/kg (ppb)

SIM Semivolatile Surrogate Recovery

d10-2-Methylnaphthalene	51.3%
d14-Dibenzo(a,h)anthracene	31.0%

ANALYTICAL RESOURCES INCORPORATED

ORGANICS ANALYSIS DATA SHEET
PNAs by SW8270C SIM GC/MS

Sample ID: LSB-5,9-10
SAMPLE

Lab Sample ID: GM58Q
LIMS ID: 04-5069
Matrix: Soil
Data Release Authorized:
Reported: 04/21/04

QC Report No: GM58-Landau Associates
Project: POA Uplands Investig
529009.311
Date Sampled: 03/31/04
Date Received: 04/01/04

Date Extracted: 04/12/04
Date Analyzed: 04/19/04 16:31
Instrument/Analyst: NT6/Van
GPC Cleanup: No
Alumina: 1:1

Sample Amount: 3.26 g-dry-wt
Final Extract Volume: 0.50 mL
Dilution Factor: 1.00
Percent Moisture: 56.7 %
pH: 7.7

CAS Number	Analyte	RL	Result
91-20-3	**Naphthalene**	**15**	**20**
91-57-6	**2-Methylnaphthalene**	**15**	**64**
208-96-8	Acenaphthylene	15	< 15 U
83-32-9	Acenaphthene	15	< 15 U
86-73-7	**Fluorene**	**15**	**17**
85-01-8	**Phenanthrene**	**15**	**20**
120-12-7	Anthracene	15	< 15 U
206-44-0	Fluoranthene	15	< 15 U
129-00-0	Pyrene	15	< 15 U
56-55-3	Benzo(a)anthracene	15	< 15 U
218-01-9	Chrysene	15	< 15 U
205-99-2	Benzo(b)fluoranthene	15	< 15 U
207-08-9	Benzo(k)fluoranthene	15	< 15 U
50-32-8	Benzo(a)pyrene	15	< 15 U
193-39-5	Indeno(1,2,3-cd)pyrene	15	< 15 U
53-70-3	Dibenz(a,h)anthracene	15	< 15 U
191-24-2	Benzo(g,h,i)perylene	15	< 15 U
132-64-9	Dibenzofuran	15	< 15 U

Reported in µg/kg (ppb)

SIM Semivolatile Surrogate Recovery

d10-2-Methylnaphthalene	66.7%
d14-Dibenzo(a,h)anthracene	51.0%

ANALYTICAL RESOURCES INCORPORATED

ORGANICS ANALYSIS DATA SHEET
PNAs by SW8270C SIM GC/MS
Page 1 of 1

Sample ID: LSB-5,10-11
SAMPLE

Lab Sample ID: GM58R
LIMS ID: 04-5070
Matrix: Soil
Data Release Authorized:
Reported: 04/21/04

QC Report No: GM58-Landau Associates
Project: POA Uplands Investig
529009.311
Date Sampled: 03/31/04
Date Received: 04/01/04

Date Extracted: 04/12/04
Date Analyzed: 04/19/04 16:56
Instrument/Analyst: NT6/Van
GPC Cleanup: No
Alumina: 1:1

Sample Amount: 0.87 g-dry-wt
Final Extract Volume: 0.50 mL
Dilution Factor: 1.00
Percent Moisture: 42.4 %
pH: 7.8

CAS Number	Analyte	RL	Result
91-20-3	Naphthalene	57	< 57 U
91-57-6	**2-Methylnaphthalene**	**57**	**440**
208-96-8	Acenaphthylene	57	< 57 U
83-32-9	**Acenaphthene**	**57**	**86**
86-73-7	**Fluorene**	**57**	**140**
85-01-8	**Phenanthrene**	**57**	**480**
120-12-7	**Anthracene**	**57**	**130**
206-44-0	**Fluoranthene**	**57**	**120**
129-00-0	**Pyrene**	**57**	**600**
56-55-3	**Benzo(a)anthracene**	**57**	**200**
218-01-9	**Chrysene**	**57**	**460**
205-99-2	**Benzo(b)fluoranthene**	**57**	**66**
207-08-9	**Benzo(k)fluoranthene**	**57**	**66**
50-32-8	**Benzo(a)pyrene**	**57**	**180**
193-39-5	Indeno(1,2,3-cd)pyrene	57	< 57 U
53-70-3	Dibenz(a,h)anthracene	57	< 57 U
191-24-2	**Benzo(g,h,i)perylene**	**57**	**80**
132-64-9	Dibenzofuran	57	< 57 U

Reported in µg/kg (ppb)

SIM Semivolatile Surrogate Recovery

d10-2-Methylnaphthalene	56.7%
d14-Dibenzo(a,h)anthracene	49.3%

ANALYTICAL RESOURCES INCORPORATED

ORGANICS ANALYSIS DATA SHEET
PNAs by SW8270C SIM GC/MS
Page 1 of 1

Sample ID: LSB-5,14-15
SAMPLE

Lab Sample ID: GM58S
LIMS ID: 04-5071
Matrix: Soil
Data Release Authorized:
Reported: 04/21/04

QC Report No: GM58-Landau Associates
Project: POA Uplands Investig
529009.311
Date Sampled: 03/31/04
Date Received: 04/01/04

Date Extracted: 04/12/04
Date Analyzed: 04/19/04 17:20
Instrument/Analyst: NT6/Van
GPC Cleanup: No
Alumina: 1:1

Sample Amount: 0.31 g-dry-wt
Final Extract Volume: 0.50 mL
Dilution Factor: 1.00
Percent Moisture: 80.1 %
pH: 7.9

CAS Number	Analyte	RL	Result
91-20-3	Naphthalene	160	< 160 U
91-57-6	2-Methylnaphthalene	160	< 160 U
208-96-8	Acenaphthylene	160	< 160 U
83-32-9	Acenaphthene	160	< 160 U
86-73-7	Fluorene	160	< 160 U
85-01-8	Phenanthrene	160	< 160 U
120-12-7	Anthracene	160	< 160 U
206-44-0	Fluoranthene	160	< 160 U
129-00-0	**Pyrene**	**160**	**190**
56-55-3	Benzo(a)anthracene	160	< 160 U
218-01-9	Chrysene	160	< 160 U
205-99-2	Benzo(b)fluoranthene	160	< 160 U
207-08-9	Benzo(k)fluoranthene	160	< 160 U
50-32-8	Benzo(a)pyrene	160	< 160 U
193-39-5	Indeno(1,2,3-cd)pyrene	160	< 160 U
53-70-3	Dibenz(a,h)anthracene	160	< 160 U
191-24-2	Benzo(g,h,i)perylene	160	< 160 U
132-64-9	Dibenzofuran	160	< 160 U

Reported in µg/kg (ppb)

SIM Semivolatile Surrogate Recovery

d10-2-Methylnaphthalene	70.7%
d14-Dibenzo(a,h)anthracene	65.7%

ANALYTICAL RESOURCES INCORPORATED

ORGANICS ANALYSIS DATA SHEET
PNAs by SW8270C SIM GC/MS **Sample ID: LSB-6,4-5**
Page 1 of 1 **SAMPLE**

Lab Sample ID: GM58T
LIMS ID: 04-5072
Matrix: Soil
Data Release Authorized:
Reported: 04/21/04

QC Report No: GM58-Landau Associates
Project: POA Uplands Investig
529009.311
Date Sampled: 03/31/04
Date Received: 04/01/04

Date Extracted: 04/12/04
Date Analyzed: 04/19/04 17:45
Instrument/Analyst: NT6/Van
GPC Cleanup: No
Alumina: 1:1

Sample Amount: 4.87 g-dry-wt
Final Extract Volume: 0.50 mL
Dilution Factor: 1.00
Percent Moisture: 35.2 %
pH: 8.6

CAS Number	Analyte	RL	Result
91-20-3	**Naphthalene**	**10**	**23**
91-57-6	2-Methylnaphthalene	10	< 10 U
208-96-8	Acenaphthylene	10	< 10 U
83-32-9	Acenaphthene	10	< 10 U
86-73-7	Fluorene	10	< 10 U
85-01-8	Phenanthrene	10	< 10 U
120-12-7	Anthracene	10	< 10 U
206-44-0	Fluoranthene	10	< 10 U
129-00-0	Pyrene	10	< 10 U
56-55-3	Benzo(a)anthracene	10	< 10 U
218-01-9	Chrysene	10	< 10 U
205-99-2	Benzo(b)fluoranthene	10	< 10 U
207-08-9	Benzo(k)fluoranthene	10	< 10 U
50-32-8	Benzo(a)pyrene	10	< 10 U
193-39-5	Indeno(1,2,3-cd)pyrene	10	< 10 U
53-70-3	Dibenz(a,h)anthracene	10	< 10 U
191-24-2	Benzo(g,h,i)perylene	10	< 10 U
132-64-9	Dibenzofuran	10	< 10 U

Reported in µg/kg (ppb)

SIM Semivolatile Surrogate Recovery

d10-2-Methylnaphthalene	62.7%
d14-Dibenzo(a,h)anthracene	53.0%

ANALYTICAL RESOURCES INCORPORATED

ORGANICS ANALYSIS DATA SHEET
PNAs by SW8270C SIM GC/MS
Page 1 of 1

Sample ID: LSB-6,6-7
SAMPLE

Lab Sample ID: GM58U
LIMS ID: 04-5073
Matrix: Soil
Data Release Authorized:
Reported: 04/21/04

QC Report No: GM58-Landau Associates
Project: POA Uplands Investig
529009.311
Date Sampled: 03/31/04
Date Received: 04/01/04

Date Extracted: 04/12/04
Date Analyzed: 04/19/04 18:09
Instrument/Analyst: NT6/Van
GPC Cleanup: No
Alumina: 1:1

Sample Amount: 0.87 g-dry-wt
Final Extract Volume: 0.50 mL
Dilution Factor: 1.00
Percent Moisture: 42.1 %
pH: 7.9

CAS Number	Analyte	RL	Result
91-20-3	Naphthalene	57	< 57 U
91-57-6	2-Methylnaphthalene	57	< 57 U
208-96-8	Acenaphthylene	57	< 57 U
83-32-9	Acenaphthene	57	< 57 U
86-73-7	Fluorene	57	< 57 U
85-01-8	**Phenanthrene**	**57**	**86**
120-12-7	Anthracene	57	< 57 U
206-44-0	**Fluoranthene**	**57**	**69**
129-00-0	**Pyrene**	**57**	**69**
56-55-3	Benzo(a)anthracene	57	< 57 U
218-01-9	Chrysene	57	< 57 U
205-99-2	Benzo(b)fluoranthene	57	< 57 U
207-08-9	Benzo(k)fluoranthene	57	< 57 U
50-32-8	Benzo(a)pyrene	57	< 57 U
193-39-5	Indeno(1,2,3-cd)pyrene	57	< 57 U
53-70-3	Dibenz(a,h)anthracene	57	< 57 U
191-24-2	Benzo(g,h,i)perylene	57	< 57 U
132-64-9	Dibenzofuran	57	< 57 U

Reported in µg/kg (ppb)

SIM Semivolatile Surrogate Recovery

d10-2-Methylnaphthalene	64.7%
d14-Dibenzo(a,h)anthracene	39.7%

ANALYTICAL RESOURCES INCORPORATED

ORGANICS ANALYSIS DATA SHEET
PNAs by SW8270C SIM GC/MS **Sample ID: LSB-6,14-15**
Page 1 of 1 **SAMPLE**

Lab Sample ID: GM58V
LIMS ID: 04-5074
Matrix: Soil
Data Release Authorized:
Reported: 04/21/04

QC Report No: GM58-Landau Associates
Project: POA Uplands Investig
529009.311
Date Sampled: 03/31/04
Date Received: 04/01/04

Date Extracted: 04/12/04
Date Analyzed: 04/19/04 18:34
Instrument/Analyst: NT6/Van
GPC Cleanup: No
Alumina: 1:1

Sample Amount: 2.13 g-dry-wt
Final Extract Volume: 0.50 mL
Dilution Factor: 1.00
Percent Moisture: 72.0 %
pH: 7.8

CAS Number	Analyte	RL	Result
91-20-3	Naphthalene	23	< 23 U
91-57-6	2-Methylnaphthalene	23	< 23 U
208-96-8	Acenaphthylene	23	< 23 U
83-32-9	Acenaphthene	23	< 23 U
86-73-7	Fluorene	23	< 23 U
85-01-8	**Phenanthrene**	**23**	**33**
120-12-7	Anthracene	23	< 23 U
206-44-0	**Fluoranthene**	**23**	**40**
129-00-0	**Pyrene**	**23**	**35**
56-55-3	Benzo(a)anthracene	23	< 23 U
218-01-9	Chrysene	23	< 23 U
205-99-2	Benzo(b)fluoranthene	23	< 23 U
207-08-9	**Benzo(k)fluoranthene**	**23**	**26**
50-32-8	**Benzo(a)pyrene**	**23**	**35**
193-39-5	Indeno(1,2,3-cd)pyrene	23	< 23 U
53-70-3	Dibenz(a,h)anthracene	23	< 23 U
191-24-2	**Benzo(g,h,i)perylene**	**23**	**26**
132-64-9	Dibenzofuran	23	< 23 U

Reported in µg/kg (ppb)

SIM Semivolatile Surrogate Recovery

d10-2-Methylnaphthalene	59.7%
d14-Dibenzo(a,h)anthracene	38.3%

ANALYTICAL RESOURCES INCORPORATED

ORGANICS ANALYSIS DATA SHEET
PNAs by SW8270C SIM GC/MS
Page 1 of 1

Sample ID: MW-102,9-10
MS/MSD

Lab Sample ID: GM58B
LIMS ID: 04-5054
Matrix: Soil
Data Release Authorized:
Reported: 04/21/04

QC Report No: GM58-Landau Associates
Project: POA Uplands Investig
529009.311
Date Sampled: 03/30/04
Date Received: 04/01/04

Date Extracted MS/MSD: 04/12/04

Date Analyzed MS: 04/16/04 22:28
MSD: 04/16/04 22:52
Instrument/Analyst MS: NT6/Van
MSD: NT6/Van
GPC Cleanup: No
Alumina Cleanup: Yes

Sample Amount MS: 5.98 g-dry-wt
MSD: 5.94 g-dry-wt
Final Extract Volume MS: 0.5 mL
MSD: 0.5 mL
Dilution Factor MS: 1.00
MSD: 1.00
pH: 7.9
Moisture: 20.8%

Analyte	Sample	MS	Spike Added-MS	MS Recovery	MSD	Spike Added-MSD	MSD Recovery	RPD
Phenanthrene	< 8.4	351	251	140%	212	253	83.8%	49.4%
Chrysene	< 8.4	278	251	111%	197	253	77.9%	34.1%
Benzo(k)fluoranthene	< 8.4	248	251	98.8%	194	253	76.7%	24.4%

Reported in µg/kg (ppb)
RPD calculated using sample concentrations per SW846.

ANALYTICAL RESOURCES INCORPORATED

ORGANICS ANALYSIS DATA SHEET
PNAs by SW8270C SIM GC/MS

Sample ID: LCS-041204
LAB CONTROL

Lab Sample ID: LCS-041204
LIMS ID: 04-5053
Matrix: Soil
Data Release Authorized:
Reported: 04/21/04

QC Report No: GM58-Landau Associates
Project: POA Uplands Investig
529009.311
Date Sampled: 03/30/04
Date Received: 04/01/04

Date Extracted: 04/12/04
Date Analyzed: 04/16/04 18:49
Instrument/Analyst: NT6/Van
GPC Cleanup: No
Alumina Cleanup: Yes

Sample Amount: 7.50 g
Final Extract Volume: 0.50 mL
Dilution Factor: 1.00
pH: NA
Moisture: NA

Analyte	Lab Control	Spike Added	Recovery
Phenanthrene	156	200	78.0%
Chrysene	152	200	76.0%
Benzo(k)fluoranthene	145	200	72.5%

Reported in µg/kg (ppb)

SIM Semivolatile Surrogate Recovery

d10-2-Methylnaphthalene	68.7%
d14-Dibenzo(a,h)anthracene	75.3%

ANALYTICAL RESOURCES INCORPORATED

SIM SW8270 SURROGATE RECOVERY SUMMARY

Matrix: Soil

QC Report No: GM58-Landau Associates
Project: POA Uplands Investig
529009.311

Client ID	MNP	DBA	TOT OUT
MB-041204	62.7%	71.0%	0
LCS-041204	68.7%	75.3%	0
MW-102,5-6	67.7%	52.3%	0
MW-102,9-10	56.7%	57.3%	0
MW-102,9-10 MS	65.0%	61.3%	0
MW-102,9-10 MSD	71.7%	62.3%	0
MW-103,4-5	64.3%	38.3%	0
MW-103,9-10	62.3%	40.0%	0
MW-105,7-8	68.3%	49.7%	0
MW-106,7-8	62.7%	43.7%	0
MW-111,2-3	54.3%	37.7%	0
MW-111,4-5	66.3%	48.0%	0
LSB-5,4-5	61.0%	36.3%	0
LSB-5,7-8	51.3%	31.0%	0
LSB-5,9-10	66.7%	51.0%	0
LSB-5,10-11	56.7%	49.3%	0
LSB-5,14-15	70.7%	65.7%	0
LSB-6,4-5	62.7%	53.0%	0
LSB-6,6-7	64.7%	39.7%	0
LSB-6,14-15	59.7%	38.3%	0

	LCS/MB LIMITS	QC LIMITS
(MNP) = d10-2-Methylnaphthalene	(35-113)	(11-127)
(DBA) = d14-Dibenzo(a,h)anthracene	(26-142)	(10-153)

Prep Method: SW3550B
Log Number Range: 04-5053 to 04-5074

ANALYTICAL RESOURCES INCORPORATED

ORGANICS ANALYSIS DATA SHEET
PCB by GC/ECD Method SW8082
Page 1 of 1

Sample ID: MB-041004
METHOD BLANK

Lab Sample ID: MB-041004
LIMS ID: 04-5058
Matrix: Soil
Data Release Authorized:
Reported: 04/21/04

QC Report No: GM58-Landau Associates
Project: POA Uplands Investig
529009.311
Date Sampled: NA
Date Received: NA

Date Extracted: 04/10/04
Date Analyzed: 04/20/04 15:49
Instrument/Analyst: ECD5/PK
GPC Cleanup: No
Sulfur Cleanup: Yes
Acid Cleanup: No

Sample Amount: 12.0 g
Final Extract Volume: 4.0 mL
Dilution Factor: 1.00
Silica Gel: Yes
pH: NA
Percent Moisture: NA

CAS Number	Analyte	RL	Result
12674-11-2	Aroclor 1016	33	< 33 U
53469-21-9	Aroclor 1242	33	< 33 U
12672-29-6	Aroclor 1248	33	< 33 U
11097-69-1	Aroclor 1254	33	< 33 U
11096-82-5	Aroclor 1260	33	< 33 U
11104-28-2	Aroclor 1221	33	< 33 U
11141-16-5	Aroclor 1232	33	< 33 U

Reported in µg/kg (ppb)

PCB Surrogate Recovery

Decachlorobiphenyl	106%
Tetrachlorometaxylene	91.8%

ANALYTICAL RESOURCES INCORPORATED

ORGANICS ANALYSIS DATA SHEET
PCB by GC/ECD Method SW8082
Page 1 of 1

Sample ID: MW-105,7-8
SAMPLE

Lab Sample ID: GM58F
LIMS ID: 04-5058
Matrix: Soil
Data Release Authorized:
Reported: 04/21/04

QC Report No: GM58-Landau Associates
Project: POA Uplands Investig
529009.311
Date Sampled: 03/31/04
Date Received: 04/01/04

Date Extracted: 04/10/04
Date Analyzed: 04/20/04 16:30
Instrument/Analyst: ECD5/PK
GPC Cleanup: No
Sulfur Cleanup: Yes
Acid Cleanup: No

Sample Amount: 2.44 g-dry-wt
Final Extract Volume: 4.0 mL
Dilution Factor: 1.00
Silica Gel: Yes
pH: 7.0
Percent Moisture: 79.7%

CAS Number	Analyte	RL	Result
12674-11-2	Aroclor 1016	160	< 160 U
53469-21-9	Aroclor 1242	160	< 160 U
12672-29-6	Aroclor 1248	160	< 160 U
11097-69-1	Aroclor 1254	160	< 160 U
11096-82-5	Aroclor 1260	160	< 160 U
11104-28-2	Aroclor 1221	160	< 160 U
11141-16-5	Aroclor 1232	160	< 160 U

Reported in µg/kg (ppb)

PCB Surrogate Recovery

Decachlorobiphenyl	85.0%
Tetrachlorometaxylene	93.8%

ANALYTICAL RESOURCES INCORPORATED

ORGANICS ANALYSIS DATA SHEET
PCB by GC/ECD Method SW8082
Page 1 of 1

Sample ID: MW-106,7-8
SAMPLE

Lab Sample ID: GM58J
LIMS ID: 04-5062
Matrix: Soil
Data Release Authorized:
Reported: 04/21/04

QC Report No: GM58-Landau Associates
Project: POA Uplands Investig
529009.311
Date Sampled: 03/31/04
Date Received: 04/01/04

Date Extracted: 04/10/04
Date Analyzed: 04/20/04 16:51
Instrument/Analyst: ECD5/PK
GPC Cleanup: No
Sulfur Cleanup: Yes
Acid Cleanup: No

Sample Amount: 3.22 g-dry-wt
Final Extract Volume: 4.0 mL
Dilution Factor: 1.00
Silica Gel: Yes
pH: 7.2
Percent Moisture: 73.2%

CAS Number	Analyte	RL	Result
12674-11-2	Aroclor 1016	120	< 120 U
53469-21-9	Aroclor 1242	120	< 120 U
12672-29-6	Aroclor 1248	120	< 120 U
11097-69-1	Aroclor 1254	120	< 120 U
11096-82-5	Aroclor 1260	120	< 120 U
11104-28-2	Aroclor 1221	120	< 120 U
11141-16-5	Aroclor 1232	120	< 120 U

Reported in µg/kg (ppb)

PCB Surrogate Recovery

Decachlorobiphenyl	37.5%
Tetrachlorometaxylene	48.5%

ANALYTICAL RESOURCES INCORPORATED

ORGANICS ANALYSIS DATA SHEET
PCB by GC/ECD Method SW8082
Page 1 of 1

Sample ID: MW-111,2-3
SAMPLE

Lab Sample ID: GM58M
LIMS ID: 04-5065
Matrix: Soil
Data Release Authorized:
Reported: 04/21/04

QC Report No: GM58-Landau Associates
Project: POA Uplands Investig
529009.311
Date Sampled: 03/29/04
Date Received: 04/01/04

Date Extracted: 04/10/04
Date Analyzed: 04/20/04 17:11
Instrument/Analyst: ECD5/PK
GPC Cleanup: No
Sulfur Cleanup: Yes
Acid Cleanup: No

Sample Amount: 10.8 g-dry-wt
Final Extract Volume: 4.0 mL
Dilution Factor: 1.00
Silica Gel: Yes
pH: 6.7
Percent Moisture: 10.1%

CAS Number	Analyte	RL	Result
12674-11-2	Aroclor 1016	37	< 37 U
53469-21-9	Aroclor 1242	37	< 37 U
12672-29-6	Aroclor 1248	37	< 37 U
11097-69-1	Aroclor 1254	37	< 37 U
11096-82-5	Aroclor 1260	37	< 37 U
11104-28-2	Aroclor 1221	37	< 37 U
11141-16-5	Aroclor 1232	37	< 37 U

Reported in µg/kg (ppb)

PCB Surrogate Recovery

Decachlorobiphenyl	83.0%
Tetrachlorometaxylene	91.5%

ANALYTICAL RESOURCES INCORPORATED

ORGANICS ANALYSIS DATA SHEET
PCB by GC/ECD Method SW8082
Page 1 of 1

Sample ID: MW-111,4-5
SAMPLE

Lab Sample ID: GM58N
LIMS ID: 04-5066
Matrix: Soil
Data Release Authorized:
Reported: 04/21/04

QC Report No: GM58-Landau Associates
Project: POA Uplands Investig
529009.311
Date Sampled: 03/29/04
Date Received: 04/01/04

Date Extracted: 04/10/04
Date Analyzed: 04/20/04 17:32
Instrument/Analyst: ECD5/PK
GPC Cleanup: No
Sulfur Cleanup: Yes
Acid Cleanup: No

Sample Amount: 10.7 g-dry-wt
Final Extract Volume: 4.0 mL
Dilution Factor: 1.00
Silica Gel: Yes
pH: 5.0
Percent Moisture: 11.0%

CAS Number	Analyte	RL	Result
12674-11-2	Aroclor 1016	37	< 37 U
53469-21-9	Aroclor 1242	37	< 37 U
12672-29-6	Aroclor 1248	37	< 37 U
11097-69-1	Aroclor 1254	37	< 37 U
11096-82-5	Aroclor 1260	37	< 37 U
11104-28-2	Aroclor 1221	37	< 37 U
11141-16-5	Aroclor 1232	37	< 37 U

Reported in µg/kg (ppb)

PCB Surrogate Recovery

Decachlorobiphenyl	91.8%
Tetrachlorometaxylene	95.2%

ANALYTICAL RESOURCES INCORPORATED

ORGANICS ANALYSIS DATA SHEET
PCB by GC/ECD Method SW8082

Sample ID: LSB-5,4-5
SAMPLE

Lab Sample ID: GM58O
LIMS ID: 04-5067
Matrix: Soil
Data Release Authorized:
Reported: 04/21/04

QC Report No: GM58-Landau Associates
Project: POA Uplands Investig
529009.311
Date Sampled: 03/31/04
Date Received: 04/01/04

Date Extracted: 04/10/04
Date Analyzed: 04/20/04 18:54
Instrument/Analyst: ECD5/PK
GPC Cleanup: No
Sulfur Cleanup: Yes
Acid Cleanup: No

Sample Amount: 9.37 g-dry-wt
Final Extract Volume: 4.0 mL
Dilution Factor: 1.00
Silica Gel: Yes
pH: 8.9
Percent Moisture: 22.1%

CAS Number	Analyte	RL	Result
12674-11-2	Aroclor 1016	43	< 43 U
53469-21-9	Aroclor 1242	43	< 43 U
12672-29-6	Aroclor 1248	43	< 43 U
11097-69-1	Aroclor 1254	43	< 43 U
11096-82-5	Aroclor 1260	43	< 43 U
11104-28-2	Aroclor 1221	43	< 43 U
11141-16-5	Aroclor 1232	43	< 43 U

Reported in µg/kg (ppb)

PCB Surrogate Recovery

Decachlorobiphenyl	101%
Tetrachlorometaxylene	97.2%

ANALYTICAL RESOURCES INCORPORATED

ORGANICS ANALYSIS DATA SHEET
PCB by GC/ECD Method SW8082
Page 1 of 1

Sample ID: LSB-5,4-5
MATRIX SPIKE

Lab Sample ID: GM58O
LIMS ID: 04-5067
Matrix: Soil
Data Release Authorized:
Reported: 04/21/04

QC Report No: GM58-Landau Associates
Project: POA Uplands Investig
529009.311
Date Sampled: 03/31/04
Date Received: 04/01/04

Date Extracted: 04/10/04
Date Analyzed: 04/20/04 19:15
Instrument/Analyst: ECD5/PK
GPC Cleanup: No
Sulfur Cleanup: Yes
Acid Cleanup: Yes

Sample Amount: 9.37 g-dry-wt
Final Extract Volume: 4.0 mL
Dilution Factor: 1.00
Silica Gel: Yes
pH: 8.9
Percent Moisture: 22.1%

CAS Number	Analyte	RL	Result
12674-11-2	Aroclor 1016	43	---
53469-21-9	Aroclor 1242	43	< 43 U
12672-29-6	Aroclor 1248	43	< 43 U
11097-69-1	Aroclor 1254	43	< 43 U
11096-82-5	Aroclor 1260	43	---
11104-28-2	Aroclor 1221	43	< 43 U
11141-16-5	Aroclor 1232	43	< 43 U

Reported in µg/kg (ppb)

PCB Surrogate Recovery

Decachlorobiphenyl	107%
Tetrachlorometaxylene	90.2%

ANALYTICAL RESOURCES INCORPORATED

ORGANICS ANALYSIS DATA SHEET
PCB by GC/ECD Method SW8082

Sample ID: LSB-5,4-5
MATRIX SPIKE DUP

Lab Sample ID: GM58O
LIMS ID: 04-5067
Matrix: Soil
Data Release Authorized:
Reported: 04/21/04

QC Report No: GM58-Landau Associates
Project: POA Uplands Investig
529009.311
Date Sampled: 03/31/04
Date Received: 04/01/04

Date Extracted: 04/10/04
Date Analyzed: 04/20/04 19:35
Instrument/Analyst: ECD5/PK
GPC Cleanup: No
Sulfur Cleanup: Yes
Acid Cleanup: Yes

Sample Amount: 9.35 g-dry-wt
Final Extract Volume: 4.0 mL
Dilution Factor: 1.00
Silica Gel: Yes
pH: 8.9
Percent Moisture: 22.1%

CAS Number	Analyte	RL	Result
12674-11-2	Aroclor 1016	43	---
53469-21-9	Aroclor 1242	43	< 43 U
12672-29-6	Aroclor 1248	43	< 43 U
11097-69-1	Aroclor 1254	43	< 43 U
11096-82-5	Aroclor 1260	43	---
11104-28-2	Aroclor 1221	43	< 43 U
11141-16-5	Aroclor 1232	43	< 43 U

Reported in µg/kg (ppb)

PCB Surrogate Recovery

Decachlorobiphenyl	100%
Tetrachlorometaxylene	86.2%

ANALYTICAL RESOURCES INCORPORATED

ORGANICS ANALYSIS DATA SHEET
PCB by GC/ECD Method SW8082

Sample ID: LSB-5,7-8
SAMPLE

Lab Sample ID: GM58P
LIMS ID: 04-5068
Matrix: Soil
Data Release Authorized:
Reported: 04/21/04

QC Report No: GM58-Landau Associates
Project: POA Uplands Investig
529009.311
Date Sampled: 03/31/04
Date Received: 04/01/04

Date Extracted: 04/10/04
Date Analyzed: 04/20/04 19:56
Instrument/Analyst: ECD5/PK
GPC Cleanup: No
Sulfur Cleanup: Yes
Acid Cleanup: No

Sample Amount: 7.79 g-dry-wt
Final Extract Volume: 4.0 mL
Dilution Factor: 1.00
Silica Gel: Yes
pH: 8.1
Percent Moisture: 35.3%

CAS Number	Analyte	RL	Result
12674-11-2	Aroclor 1016	51	< 51 U
53469-21-9	Aroclor 1242	51	< 51 U
12672-29-6	Aroclor 1248	51	< 51 U
11097-69-1	Aroclor 1254	51	< 51 U
11096-82-5	Aroclor 1260	51	< 51 U
11104-28-2	Aroclor 1221	51	< 51 U
11141-16-5	Aroclor 1232	51	< 51 U

Reported in µg/kg (ppb)

PCB Surrogate Recovery

Decachlorobiphenyl	97.5%
Tetrachlorometaxylene	88.0%

ANALYTICAL RESOURCES INCORPORATED

ORGANICS ANALYSIS DATA SHEET
PCB by GC/ECD Method SW8082
Page 1 of 1

Sample ID: LSB-5,9-10
SAMPLE

Lab Sample ID: GM58Q
LIMS ID: 04-5069
Matrix: Soil
Data Release Authorized:
Reported: 04/21/04

QC Report No: GM58-Landau Associates
Project: POA Uplands Investig
529009.311
Date Sampled: 03/31/04
Date Received: 04/01/04

Date Extracted: 04/10/04
Date Analyzed: 04/20/04 20:16
Instrument/Analyst: ECD5/PK
GPC Cleanup: No
Sulfur Cleanup: Yes
Acid Cleanup: No

Sample Amount: 5.20 g-dry-wt
Final Extract Volume: 4.0 mL
Dilution Factor: 1.00
Silica Gel: Yes
pH: 7.7
Percent Moisture: 56.7%

CAS Number	Analyte	RL	Result
12674-11-2	Aroclor 1016	77	< 77 U
53469-21-9	Aroclor 1242	77	< 77 U
12672-29-6	Aroclor 1248	77	< 77 U
11097-69-1	Aroclor 1254	77	< 77 U
11096-82-5	Aroclor 1260	77	< 77 U
11104-28-2	Aroclor 1221	77	< 77 U
11141-16-5	Aroclor 1232	77	< 77 U

Reported in µg/kg (ppb)

PCB Surrogate Recovery

Decachlorobiphenyl	96.2%
Tetrachlorometaxylene	70.2%

ANALYTICAL RESOURCES INCORPORATED

ORGANICS ANALYSIS DATA SHEET
PCB by GC/ECD Method SW8082

Sample ID: LSB-5,10-11
SAMPLE

Lab Sample ID: GM58R
LIMS ID: 04-5070
Matrix: Soil
Data Release Authorized:
Reported: 04/21/04

QC Report No: GM58-Landau Associates
Project: POA Uplands Investig
529009.311
Date Sampled: 03/31/04
Date Received: 04/01/04

Date Extracted: 04/10/04
Date Analyzed: 04/20/04 20:37
Instrument/Analyst: ECD5/PK
GPC Cleanup: No
Sulfur Cleanup: Yes
Acid Cleanup: No

Sample Amount: 6.94 g-dry-wt
Final Extract Volume: 4.0 mL
Dilution Factor: 1.00
Silica Gel: Yes
pH: 7.8
Percent Moisture: 42.4%

CAS Number	Analyte	RL	Result
12674-11-2	Aroclor 1016	58	< 58 U
53469-21-9	Aroclor 1242	58	< 58 U
12672-29-6	Aroclor 1248	58	< 58 U
11097-69-1	Aroclor 1254	58	< 58 U
11096-82-5	Aroclor 1260	58	< 58 U
11104-28-2	Aroclor 1221	58	< 58 U
11141-16-5	Aroclor 1232	58	< 58 U

Reported in µg/kg (ppb)

PCB Surrogate Recovery

Decachlorobiphenyl	82.2%
Tetrachlorometaxylene	54.2%

ANALYTICAL RESOURCES INCORPORATED

ORGANICS ANALYSIS DATA SHEET
PCB by GC/ECD Method SW8082
Page 1 of 1

Sample ID: LSB-5,14-15
SAMPLE

Lab Sample ID: GM58S
LIMS ID: 04-5071
Matrix: Soil
Data Release Authorized:
Reported: 04/21/04

QC Report No: GM58-Landau Associates
Project: POA Uplands Investig
529009.311
Date Sampled: 03/31/04
Date Received: 04/01/04

Date Extracted: 04/10/04
Date Analyzed: 04/20/04 20:57
Instrument/Analyst: ECD5/PK
GPC Cleanup: No
Sulfur Cleanup: Yes
Acid Cleanup: No

Sample Amount: 2.40 g-dry-wt
Final Extract Volume: 4.0 mL
Dilution Factor: 1.00
Silica Gel: Yes
pH: 7.9
Percent Moisture: 80.1%

CAS Number	Analyte	RL	Result
12674-11-2	Aroclor 1016	170	< 170 U
53469-21-9	Aroclor 1242	170	< 170 U
12672-29-6	Aroclor 1248	170	< 170 U
11097-69-1	Aroclor 1254	170	< 170 U
11096-82-5	Aroclor 1260	170	< 170 U
11104-28-2	Aroclor 1221	170	< 170 U
11141-16-5	Aroclor 1232	170	< 170 U

Reported in µg/kg (ppb)

PCB Surrogate Recovery

Decachlorobiphenyl	68.8%
Tetrachlorometaxylene	52.2%

ANALYTICAL RESOURCES INCORPORATED

ORGANICS ANALYSIS DATA SHEET
PCB by GC/ECD Method SW8082
Page 1 of 1

Sample ID: LSB-6,4-5
SAMPLE

Lab Sample ID: GM58T
LIMS ID: 04-5072
Matrix: Soil
Data Release Authorized:
Reported: 04/21/04

QC Report No: GM58-Landau Associates
Project: POA Uplands Investig
529009.311
Date Sampled: 03/31/04
Date Received: 04/01/04

Date Extracted: 04/10/04
Date Analyzed: 04/20/04 21:18
Instrument/Analyst: ECD5/PK
GPC Cleanup: No
Sulfur Cleanup: Yes
Acid Cleanup: No

Sample Amount: 7.78 g-dry-wt
Final Extract Volume: 4.0 mL
Dilution Factor: 1.00
Silica Gel: Yes
pH: 8.6
Percent Moisture: 35.2%

CAS Number	Analyte	RL	Result
12674-11-2	Aroclor 1016	51	< 51 U
53469-21-9	Aroclor 1242	51	< 51 U
12672-29-6	Aroclor 1248	51	< 51 U
11097-69-1	Aroclor 1254	51	< 51 U
11096-82-5	Aroclor 1260	51	< 51 U
11104-28-2	Aroclor 1221	51	< 51 U
11141-16-5	Aroclor 1232	51	< 51 U

Reported in µg/kg (ppb)

PCB Surrogate Recovery

Decachlorobiphenyl	97.2%
Tetrachlorometaxylene	91.2%

ANALYTICAL RESOURCES INCORPORATED

ORGANICS ANALYSIS DATA SHEET
PCB by GC/ECD Method SW8082
Page 1 of 1

Sample ID: LSB-6,6-7
SAMPLE

Lab Sample ID: GM58U
LIMS ID: 04-5073
Matrix: Soil
Data Release Authorized:
Reported: 04/21/04

QC Report No: GM58-Landau Associates
Project: POA Uplands Investig
529009.311
Date Sampled: 03/31/04
Date Received: 04/01/04

Date Extracted: 04/10/04
Date Analyzed: 04/20/04 21:38
Instrument/Analyst: ECD5/PK
GPC Cleanup: No
Sulfur Cleanup: Yes
Acid Cleanup: No

Sample Amount: 6.95 g-dry-wt
Final Extract Volume: 4.0 mL
Dilution Factor: 1.00
Silica Gel: Yes
pH: 7.9
Percent Moisture: 42.1%

CAS Number	Analyte	RL	Result
12674-11-2	Aroclor 1016	58	< 58 U
53469-21-9	Aroclor 1242	58	< 58 U
12672-29-6	Aroclor 1248	58	< 58 U
11097-69-1	Aroclor 1254	58	< 58 U
11096-82-5	Aroclor 1260	58	< 58 U
11104-28-2	Aroclor 1221	58	< 58 U
11141-16-5	Aroclor 1232	58	< 58 U

Reported in µg/kg (ppb)

PCB Surrogate Recovery

Decachlorobiphenyl	84.0%
Tetrachlorometaxylene	74.8%

ANALYTICAL RESOURCES INCORPORATED

ORGANICS ANALYSIS DATA SHEET
PCB by GC/ECD Method SW8082
Page 1 of 1

Sample ID: LSB-6,14-15
SAMPLE

Lab Sample ID: GM58V
LIMS ID: 04-5074
Matrix: Soil
Data Release Authorized:
Reported: 04/21/04

QC Report No: GM58-Landau Associates
Project: POA Uplands Investig
529009.311
Date Sampled: 03/31/04
Date Received: 04/01/04

Date Extracted: 04/10/04
Date Analyzed: 04/20/04 21:59
Instrument/Analyst: ECD5/PK
GPC Cleanup: No
Sulfur Cleanup: Yes
Acid Cleanup: No

Sample Amount: 3.37 g-dry-wt
Final Extract Volume: 4.0 mL
Dilution Factor: 1.00
Silica Gel: Yes
pH: 7.8
Percent Moisture: 72.0%

CAS Number	Analyte	RL	Result
12674-11-2	Aroclor 1016	120	< 120 U
53469-21-9	Aroclor 1242	120	< 120 U
12672-29-6	Aroclor 1248	120	< 120 U
11097-69-1	Aroclor 1254	120	< 120 U
11096-82-5	Aroclor 1260	120	< 120 U
11104-28-2	Aroclor 1221	120	< 120 U
11141-16-5	Aroclor 1232	120	< 120 U

Reported in µg/kg (ppb)

PCB Surrogate Recovery

Decachlorobiphenyl	94.5%
Tetrachlorometaxylene	83.8%

ANALYTICAL RESOURCES INCORPORATED

ORGANICS ANALYSIS DATA SHEET
PCB by GC/ECD MethodSW8082
Page 1 of 1

Sample ID: LSB-5,4-5
MS/MSD

Lab Sample ID: GM58O
LIMS ID: 04-5067
Matrix: Soil
Data Release Authorized:
Reported: 04/21/04

QC Report No: GM58-Landau Associates
Project: POA Uplands Investig
529009.311
Date Sampled: 03/31/04
Date Received: 04/01/04

Date Extracted MS/MSD: 04/10/04

Date Analyzed MS: 04/20/04 19:15
MSD: 04/20/04 19:35
Instrument/Analyst MS: ECD5/PK
MSD: ECD5/PK
GPC Cleanup: No
Sulfur Cleanup: Yes
Acid Cleanup: No

Sample Amount MS: 9.37 g-dry-wt
MSD: 9.35 g-dry-wt
Final Extract Volume MS: 4.0 mL
MSD: 4.0 mL
Dilution Factor MS: 1.00
MSD: 1.00
Silica Gel: Yes
pH: 8.9
Percent Moisture: 22.1%

Analyte	Sample	MS	Spike Added-MS	MS Recovery	MSD	Spike Added-MSD	MSD Recovery	RPD
Aroclor 1016	< 42.7 U	395	427	92.5%	381	428	89.0%	3.6%
Aroclor 1260	< 42.7 U	461	427	108%	445	428	104%	3.5%

Results reported in µg/kg (ppb)
RPD calculated using sample concentrations per SW846.

ANALYTICAL RESOURCES INCORPORATED

ORGANICS ANALYSIS DATA SHEET
PCB by GC/ECD MethodSW8082
Page 1 of 1

Sample ID: LCS-041004
LAB CONTROL

Lab Sample ID: LCS-041004
LIMS ID: 04-5058
Matrix: Soil
Data Release Authorized: JB
Reported: 04/21/04

QC Report No: GM58-Landau Associates
Project: POA Uplands Investig
529009.311
Date Sampled: 03/31/04
Date Received: 04/01/04

Date Extracted: 04/10/04
Date Analyzed: 04/20/04 16:10
Instrument/Analyst: ECD5/PK
GPC Cleanup: No
Sulfur Cleanup: Yes
Acid Cleanup: No

Sample Amount: 12.0 g-dry-wt
Final Extract Volume: 4.0 mL
Dilution Factor: 1.00
Silica Gel: Yes
pH: NA
Percent Moisture: NA

Analyte	Lab Control	Spike Added	Recovery
Aroclor 1016	312	333	93.7%
Aroclor 1260	367	333	110%

PCB Surrogate Recovery

Decachlorobiphenyl	109%
Tetrachlorometaxylene	92.8%

Results reported in µg/kg (ppb)

ANALYTICAL RESOURCES INCORPORATED

SW8082/PCB SOIL/SEDIMENTS SURROGATE RECOVERY SUMMARY

Matrix: Soil

QC Report No: GM58-Landau Associates
Project: POA Uplands Investig
529009.311

Client ID	DCBP	TCMX	TOT OUT
MB-041004	106%	91.8%	0
LCS-041004	109%	92.8%	0
MW-105,7-8	85.0%	93.8%	0
MW-106,7-8	37.5%	48.5%	0
MW-111,2-3	83.0%	91.5%	0
MW-111,4-5	91.8%	95.2%	0
LSB-5,4-5	101%	97.2%	0
LSB-5,4-5 MS	107%	90.2%	0
LSB-5,4-5 MSD	100%	86.2%	0
LSB-5,7-8	97.5%	88.0%	0
LSB-5,9-10	96.2%	70.2%	0
LSB-5,10-11	82.2%	54.2%	0
LSB-5,14-15	68.8%	52.2%	0
LSB-6,4-5	97.2%	91.2%	0
LSB-6,6-7	84.0%	74.8%	0
LSB-6,14-15	94.5%	83.8%	0

	LCS/MB LIMITS	QC LIMITS
(DCBP) = Decachlorobiphenyl	(44-131)	(18-161)
(TCMX) = Tetrachlorometaxylene	(27-125)	(18-136)

Prep Method: SW3550B
Log Number Range: 04-5058 to 04-5074

ANALYTICAL RESOURCES INCORPORATED

ORGANICS ANALYSIS DATA SHEET
TOTAL GASOLINE RANGE HYDROCARBONS
NWTPHg Toluene to Naphthalene
Page 1 of 2
Matrix: Soil

QC Report No: GM58-Landau Associates
Project: POA Uplands Investig
529009.311

Data Release Authorized:
Reported: 04/16/04

ARI ID	Client ID	Analysis Date	Basis	Range	Result mg/kg
MB-040704	Method Blank	04/07/04	---	Gasoline	5.0 U
04-5065				HC ID	---
				Trifluorotoluene	110%
				Bromobenzene	106%
GM58M	MW-111,2-3	04/08/04	Dry	Gasoline	5.5 U
04-5065				HC ID	---
				Trifluorotoluene	80.3%
				Bromobenzene	80.9%
GM58N	MW-111,4-5	04/08/04	Dry	Gasoline	5.3 U
04-5066				HC ID	---
				Trifluorotoluene	98.7%
				Bromobenzene	95.9%
MB-041204	Method Blank	04/12/04	---	Gasoline	5.0 U
04-5068				HC ID	---
				Trifluorotoluene	101%
				Bromobenzene	105%
GM58P	LSB-5,7-8	04/13/04	Dry	Gasoline	7.8 U
04-5068				HC ID	---
				Trifluorotoluene	63.1%
				Bromobenzene	39.8%
MB-041304	Method Blank	04/13/04	---	Gasoline	5.0 U
04-5069				HC ID	---
				Trifluorotoluene	115%
				Bromobenzene	106%
GM58Q	LSB-5,9-10	04/13/04	Dry	Gasoline	7.0 U
04-5069				HC ID	---
				Trifluorotoluene	79.5%
				Bromobenzene	70.1%
GM58R	LSB-5,10-11	04/13/04	Dry	Gasoline	8.2 U
04-5070				HC ID	---
				Trifluorotoluene	71.1%
				Bromobenzene	65.0%
GM58S	LSB-5,14-15	04/13/04	Dry	Gasoline	24 U
04-5071				HC ID	---
				Trifluorotoluene	22.7%
				Bromobenzene	18.7%

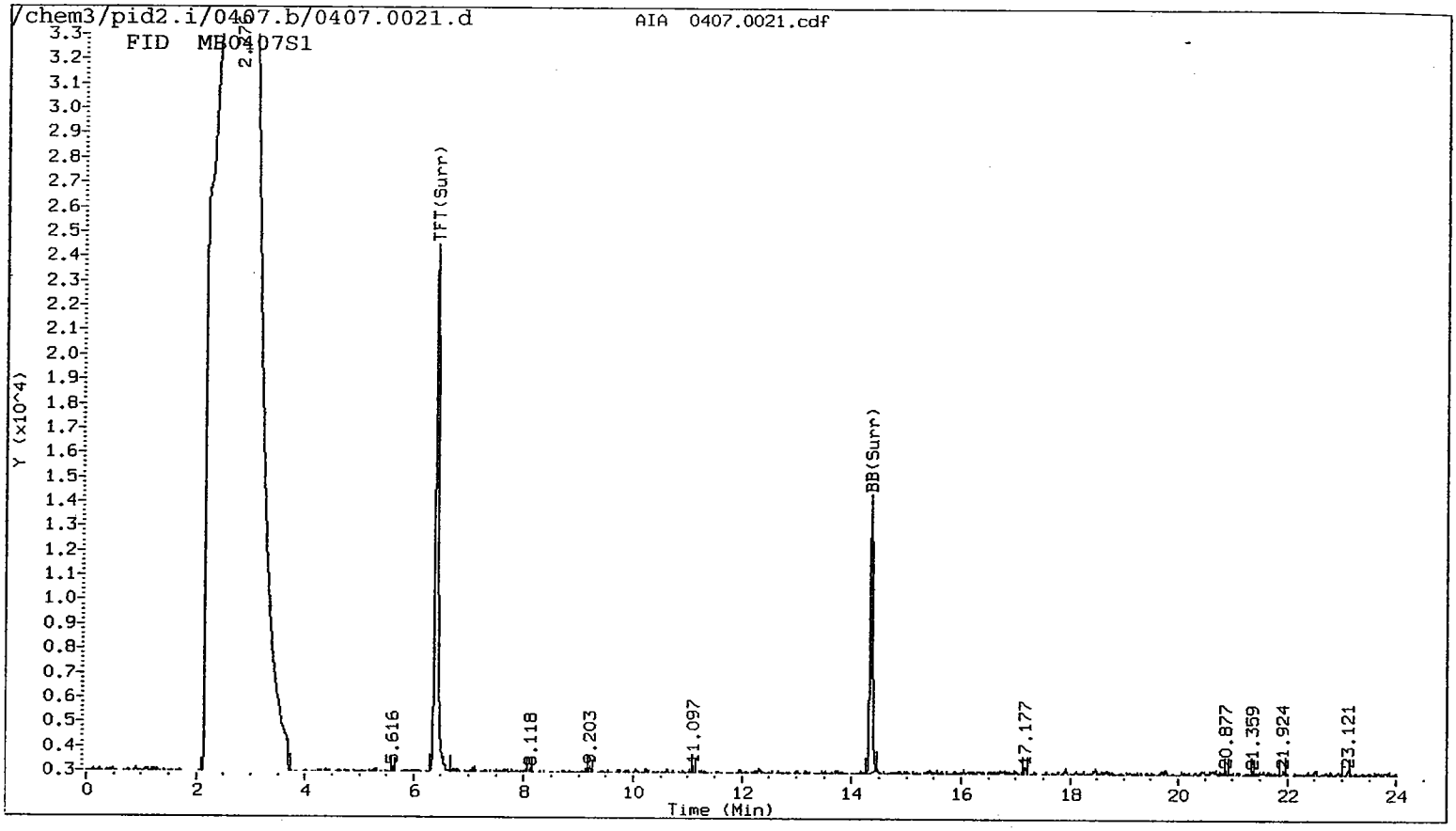
/chem3/pid2.i/0407.b/0407.0021.d
FID MB0407S1
AIA 0407.0021.cdf
TFT(Surr)
BB(Surr)
5.616
8.118
9.203
11.097
17.177
20.877
21.359
21.924
23.121
Y (x10^4)
Time (Min)

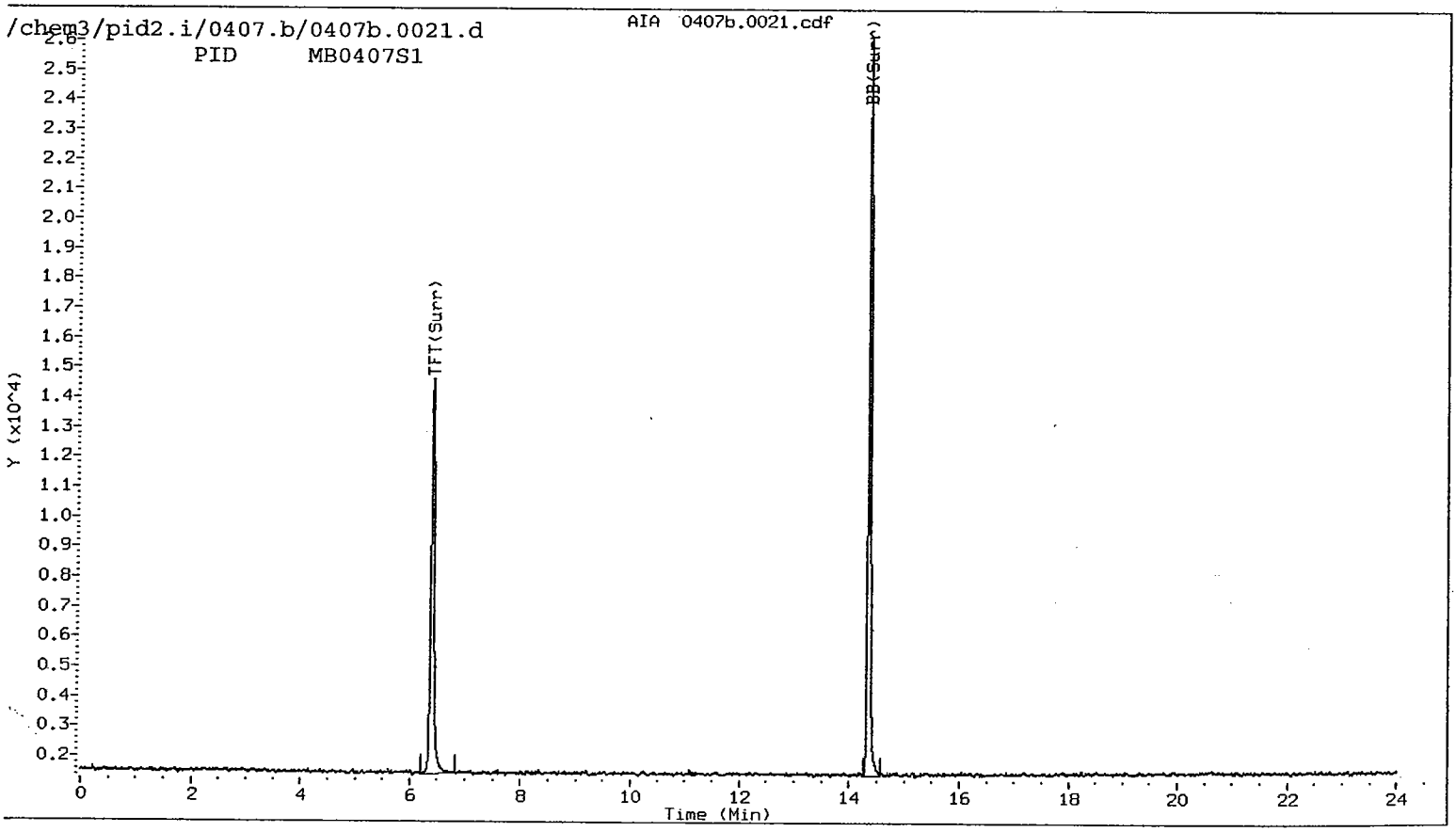
/chem3/pid2.i/0407.b/0407b.0021.d
PID MB0407S1
AIA 0407b.0021.cdf
TFT(Surr)
BB(Surr)
Y (x10^4)
Time (Min)

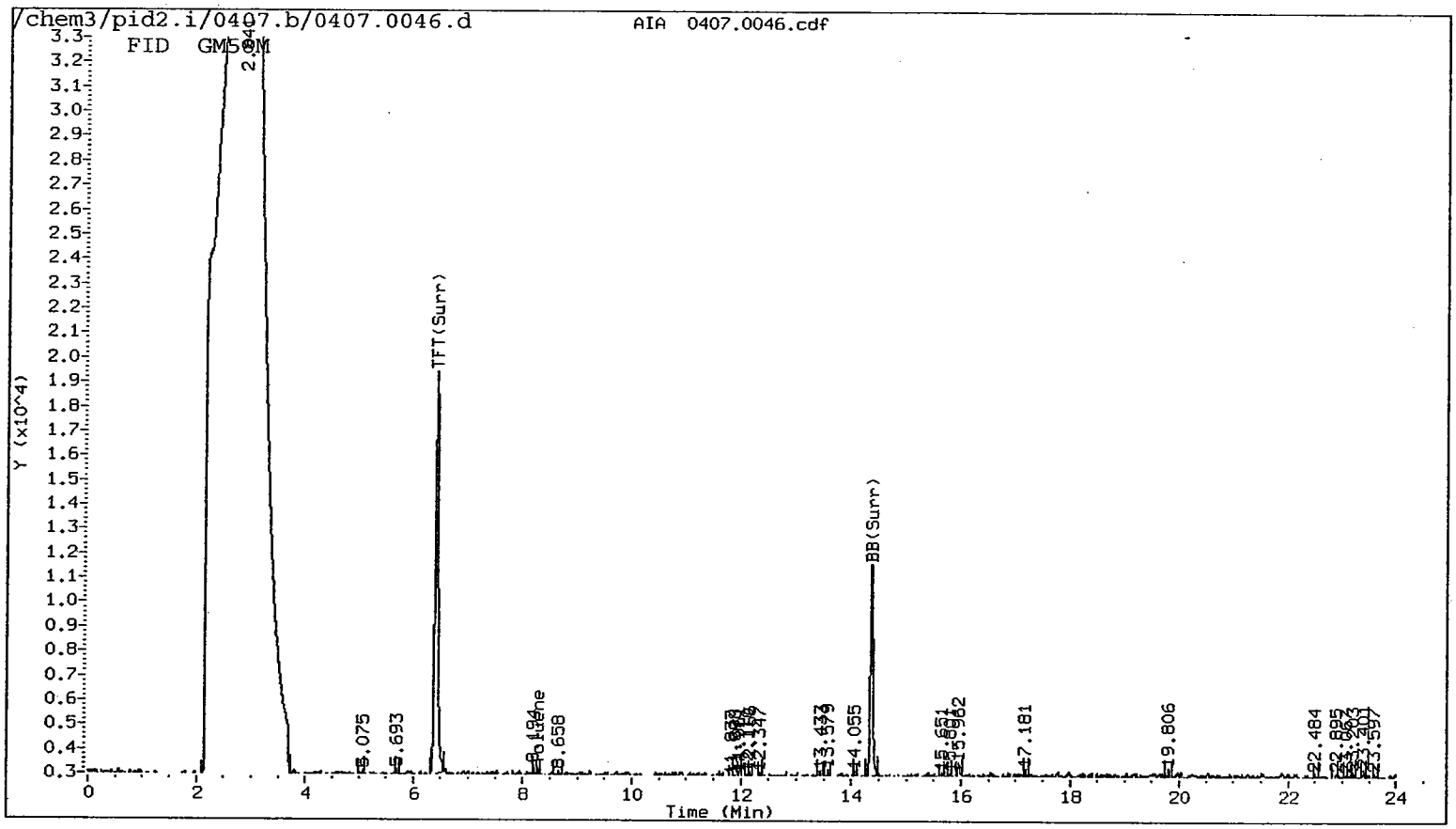
/chem3/pid2.i/0407.b/0407.0046.d
AIA 0407.0046.cdf
FID GM58M
TFT(Surr)
BB(Surr)
Y (x10^4)
Time (Min)

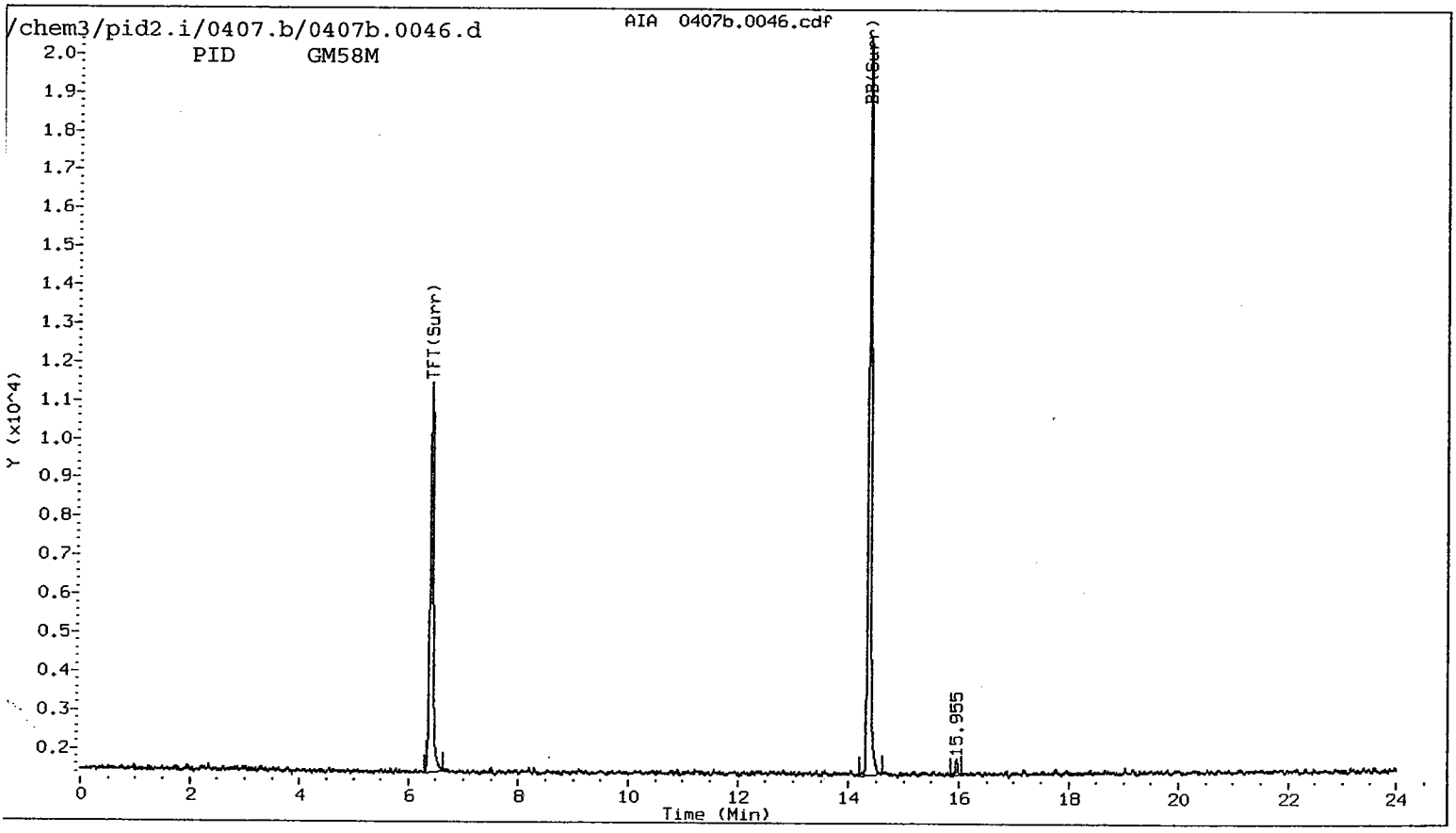
/chem3/pid2.i/0407.b/0407b.0046.d
AIA 0407b.0046.cdf
PID GM58M
TFT(Surr)
BB(Surr)
15.955
Y (x10^4)
Time (Min)

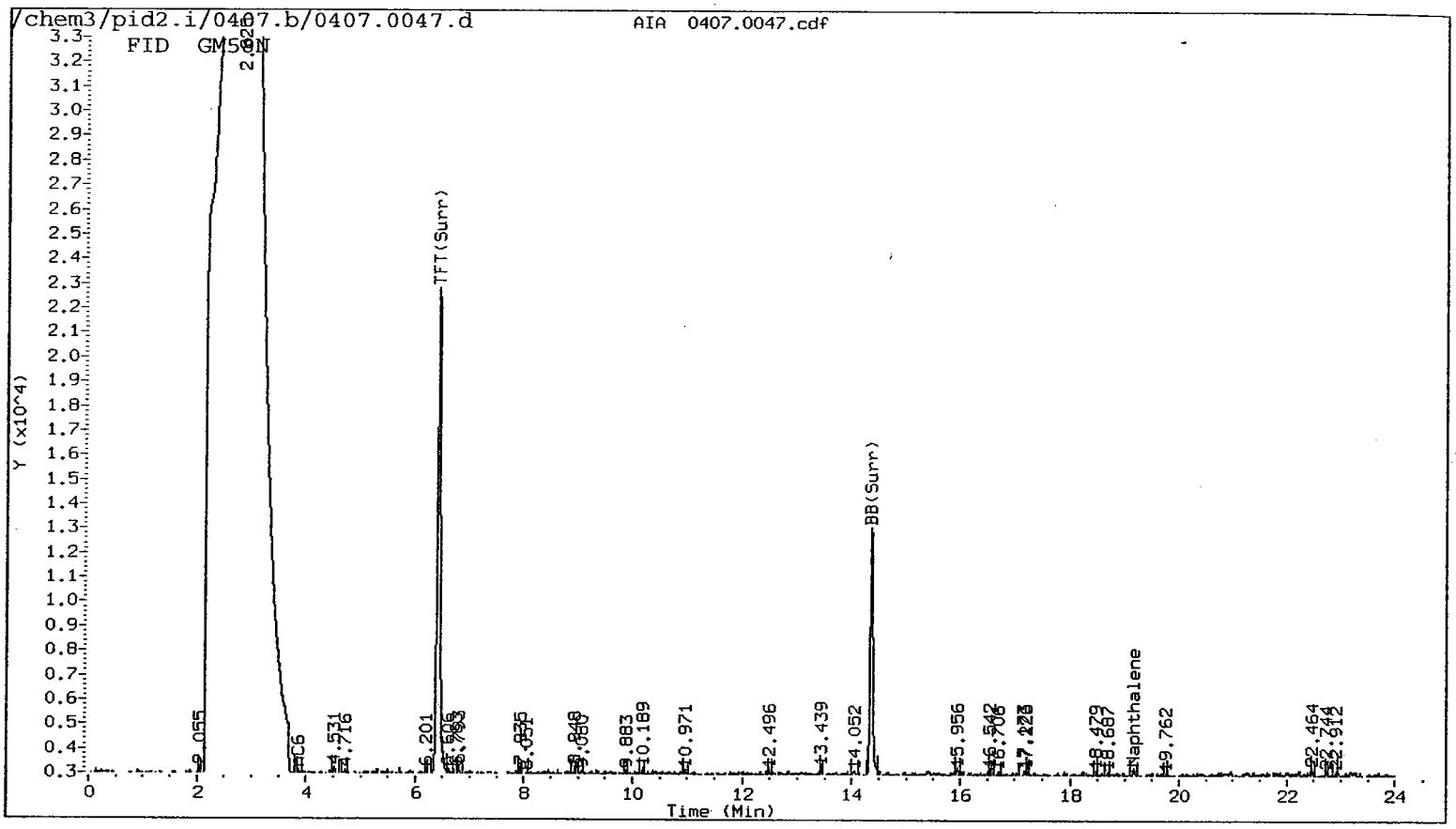
/chem3/pid2.i/0407.b/0407.0047.d
FID GM58N
AIA 0407.0047.cdf
TFT(Surr)
BB(Surr)
Naphthalene
Y (x10^4)
Time (Min)

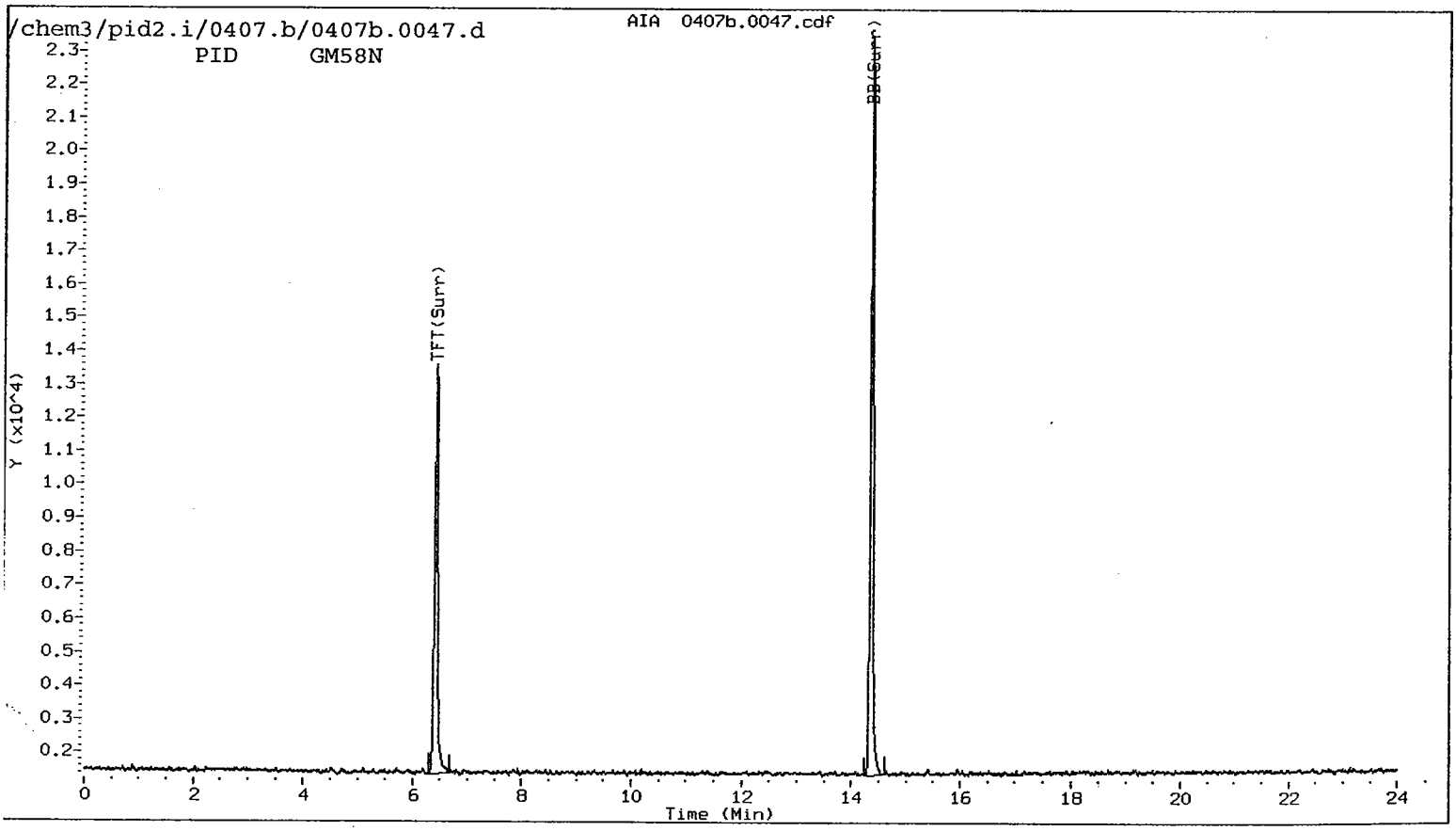
/chem3/pid2.i/0407.b/0407b.0047.d
PID GM58N
AIA 0407b.0047.cdf
TFT(Surr)
BB(Surr)
Y (x10^4)
Time (Min)

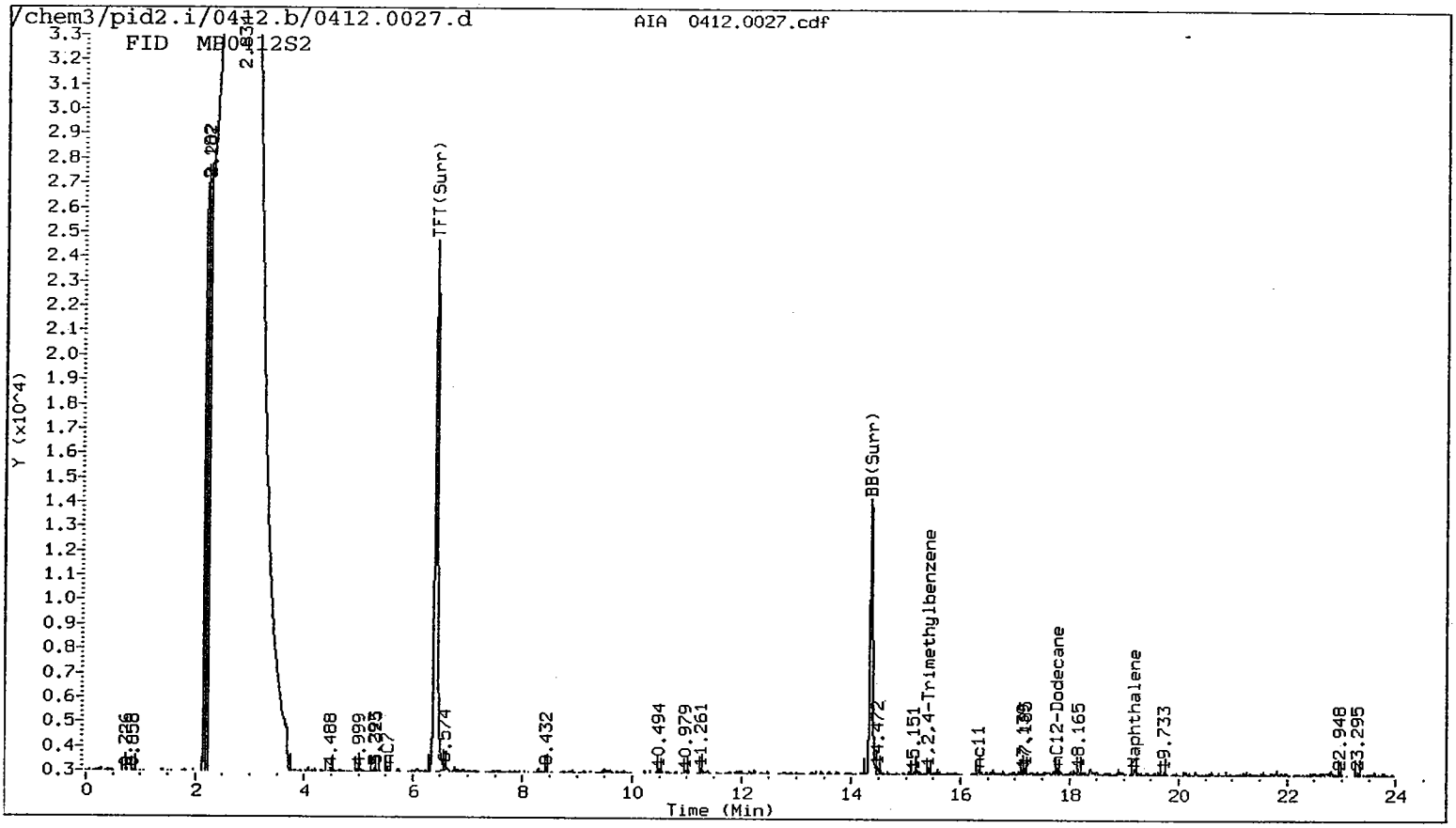
/chem3/pid2.i/0412.b/0412.0027.d
FID MB0412S2
AIA 0412.0027.cdf
TFT(Surr)
BB(Surr)
1,2,4-Trimethylbenzene
nC12-Dodecane
Naphthalene
Y (x10^4)
Time (Min)

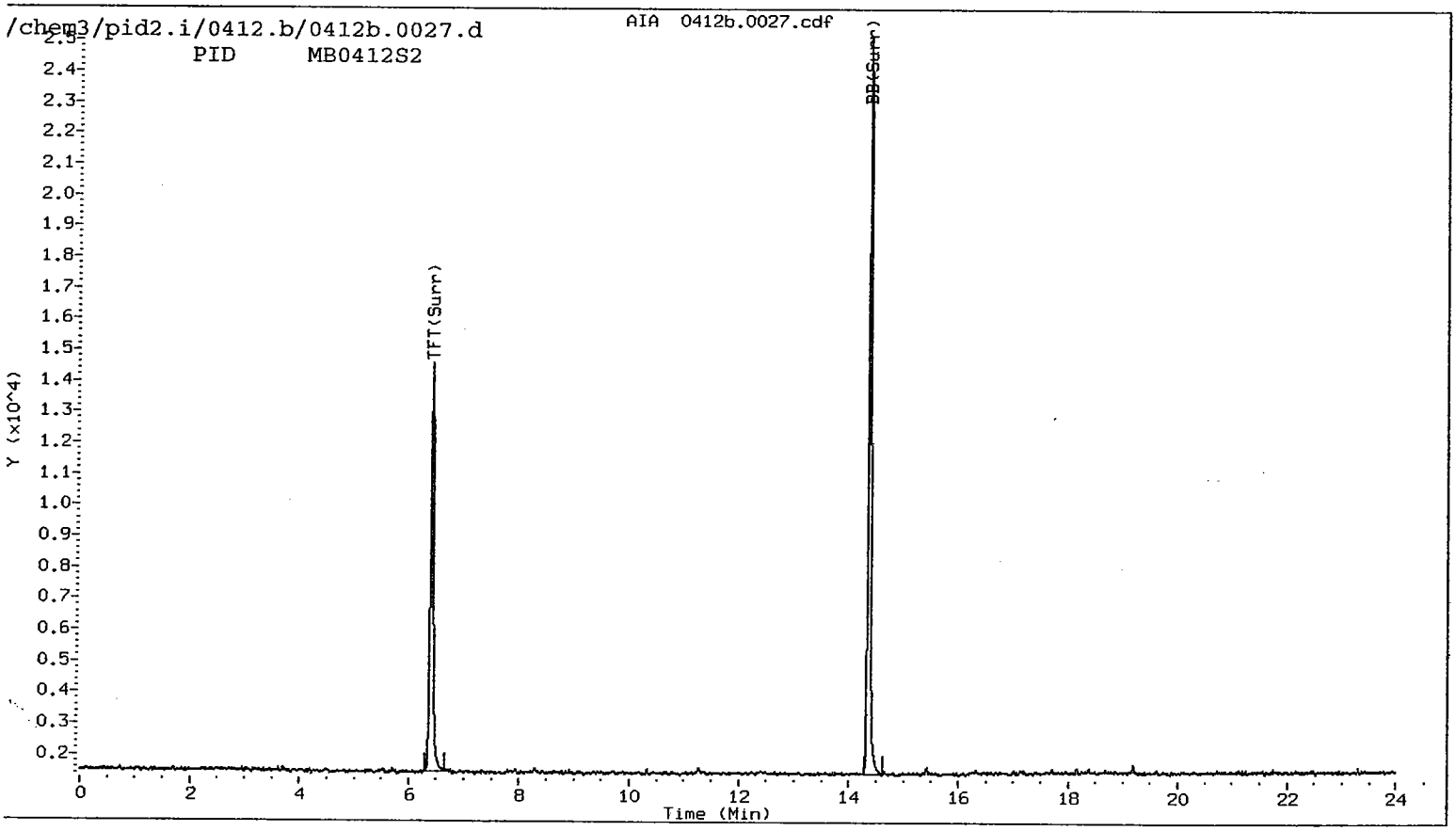
/chem3/pid2.i/0412.b/0412b.0027.d
PID MB0412S2
AIA 0412b.0027.cdf
TFT(Surr)
BB(Surr)
Y (x10^4)
Time (Min)

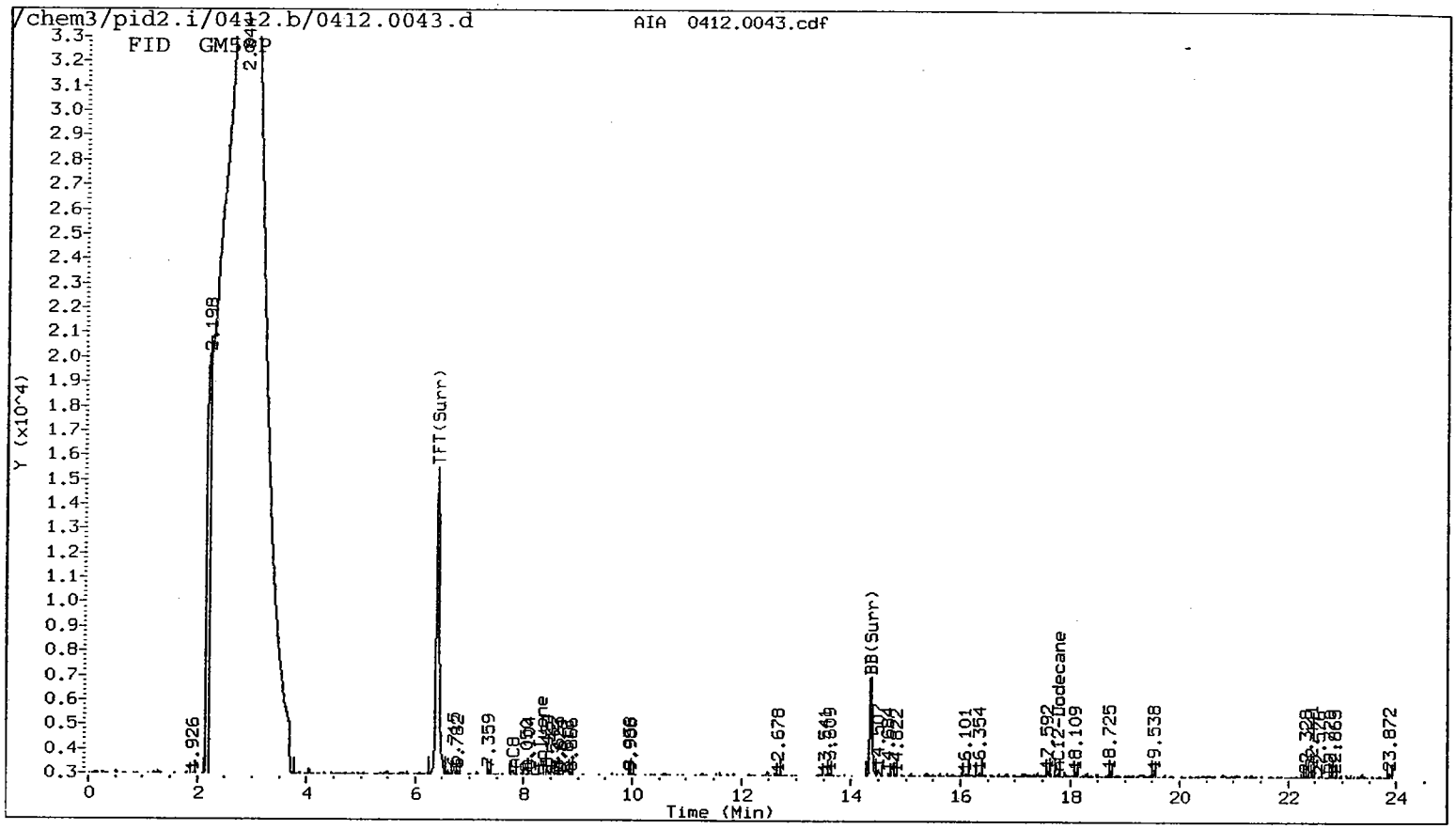
/chem3/pid2.i/0412.b/0412.0043.d
AIA 0412.0043.cdf
FID GM58P
Y (x10^4)
Time (Min)
TFT(Surr)
BB(Surr)
Dodecane
TCB

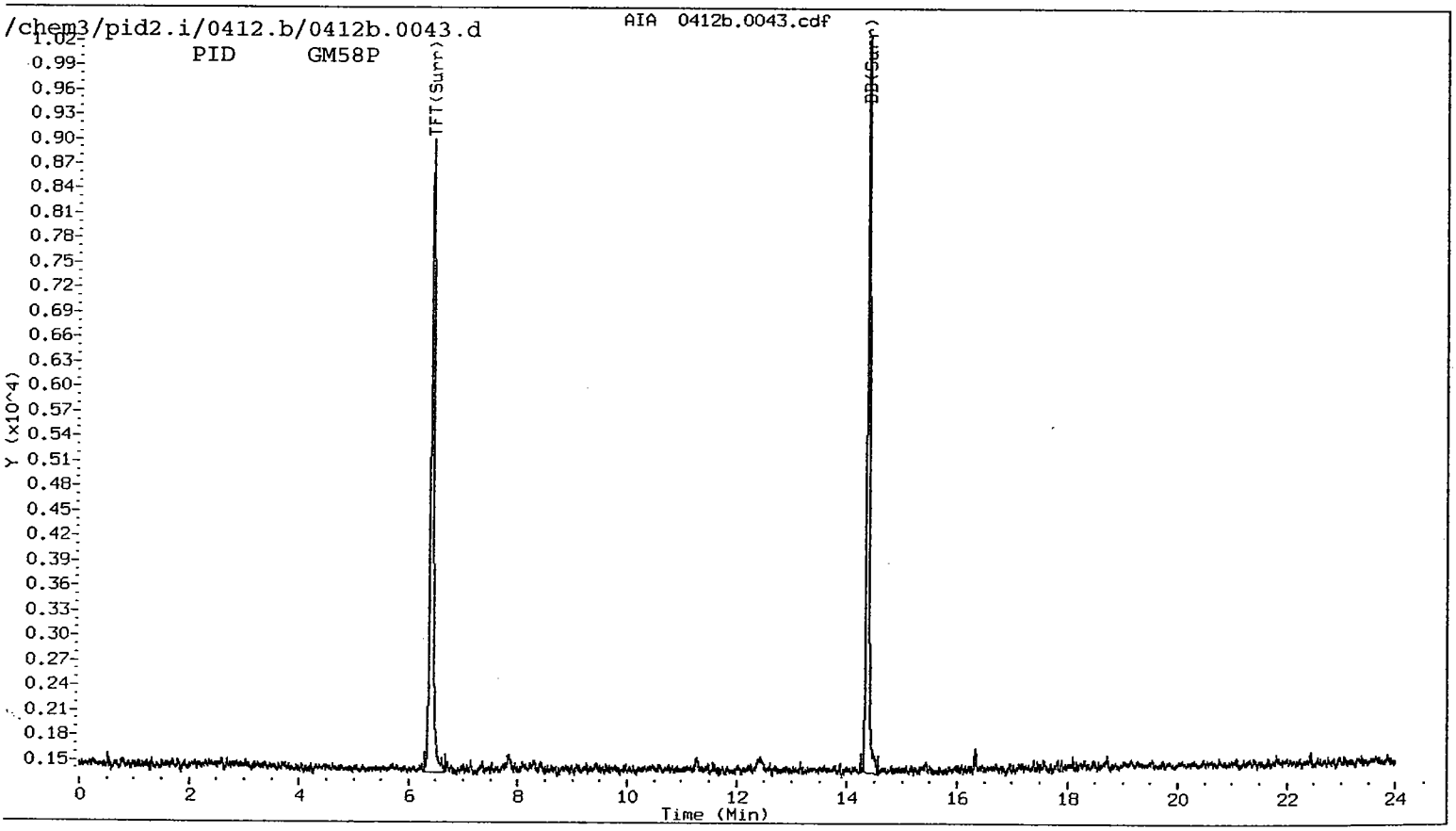
/chem3/pid2.i/0412.b/0412b.0043.d
AIA 0412b.0043.cdf
PID GM58P
Y (x10^4)
Time (Min)
TFT(Surr)
BB(Surr)

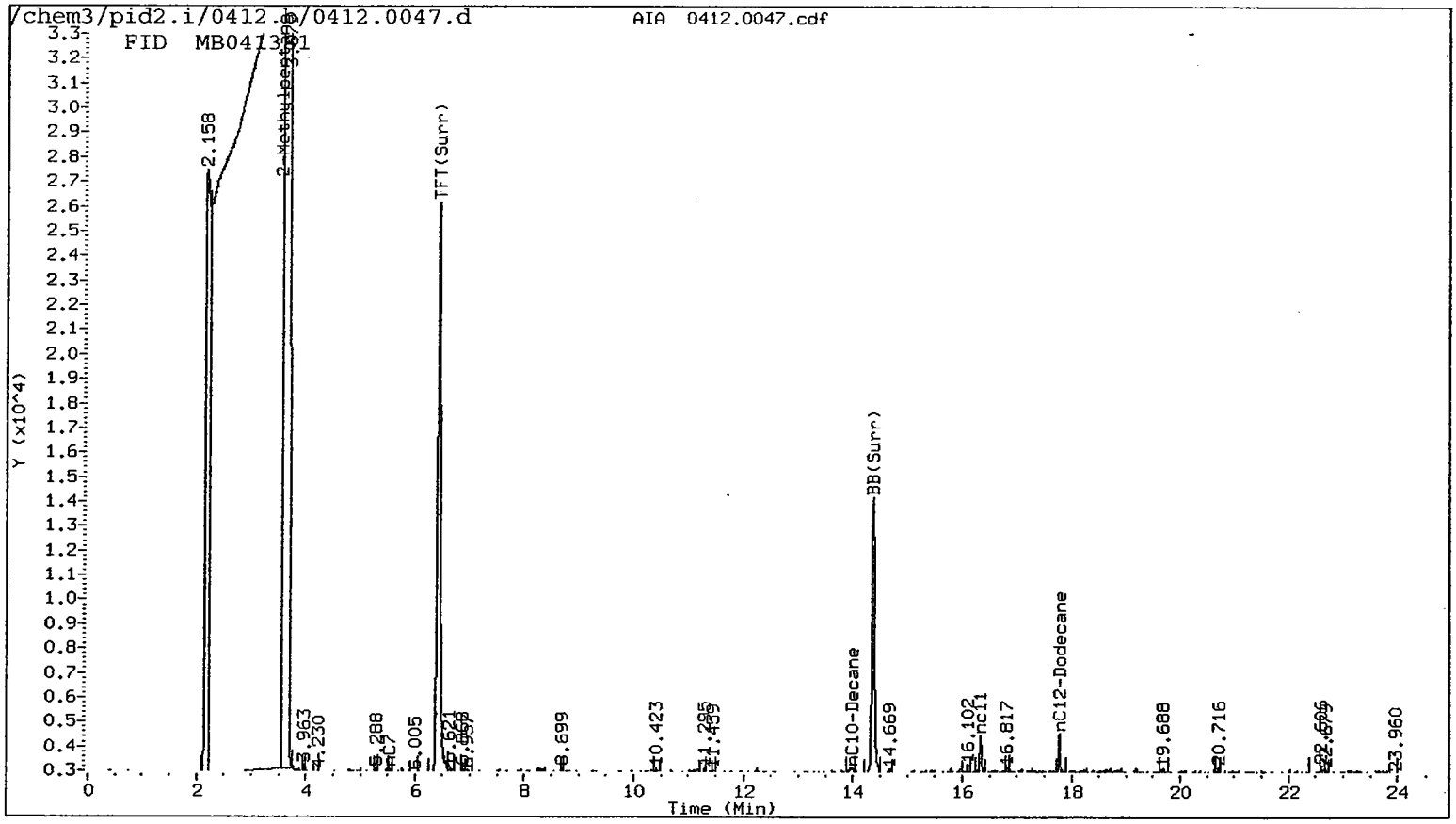
/chem3/pid2.i/0412.b/0412.0047.d
FID MB0413S1
AIA 0412.0047.cdf
Y (x10^4)
Time (Min)
2.158
2-Methylpentane
TFT(Surr)
BB(Surr)
nC10-Decane
nC11
nC12-Dodecane
3.963
4.230
5.288
nC7
5.005
8.699
10.423
11.285
11.489
14.669
16.102
16.817
19.688
20.716
22.695
23.960

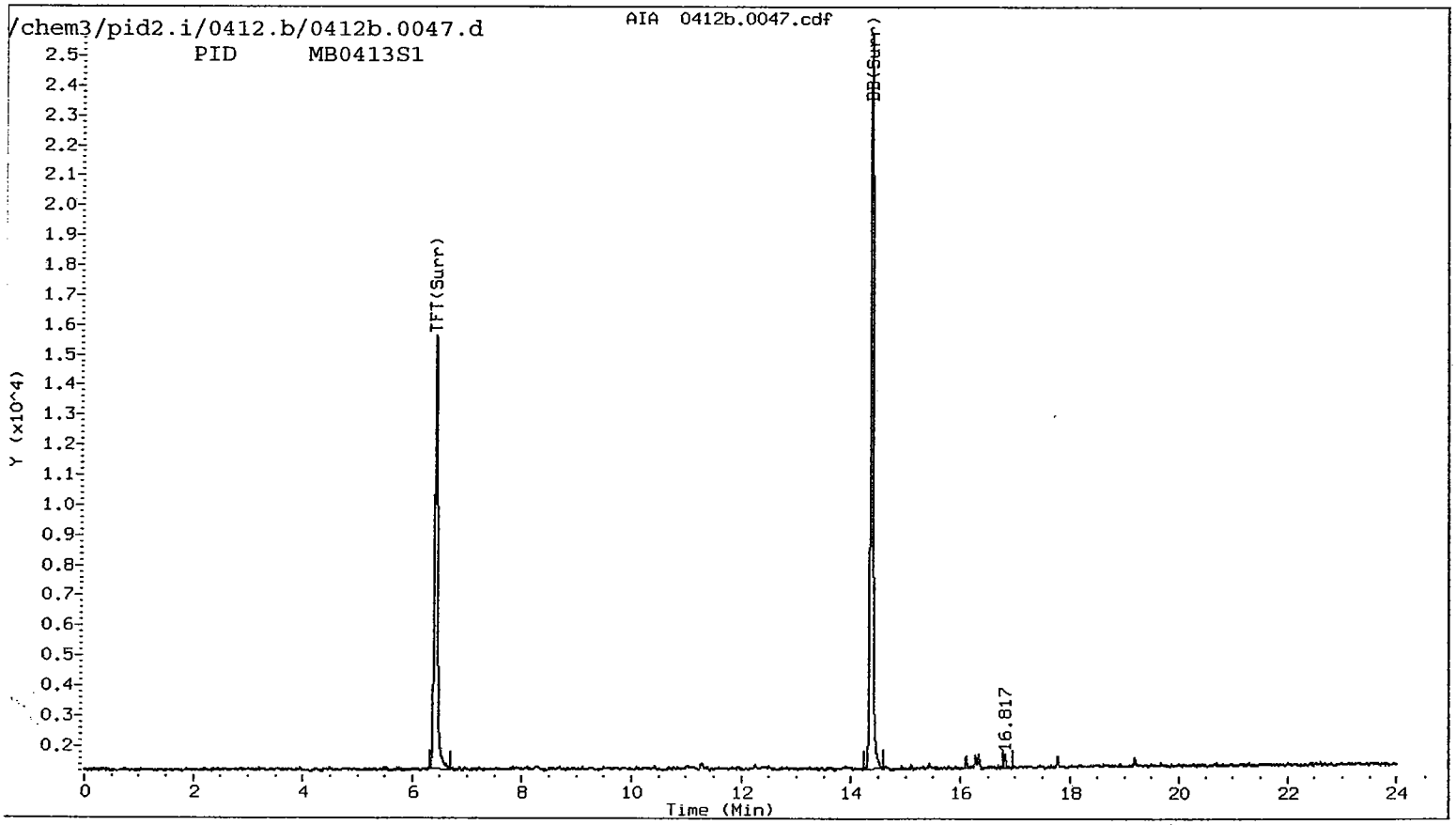
/chem3/pid2.i/0412.b/0412b.0047.d
PID MB0413S1
AIA 0412b.0047.cdf
Y (x10^4)
Time (Min)
TFT(Surr)
BB(Surr)
16.817

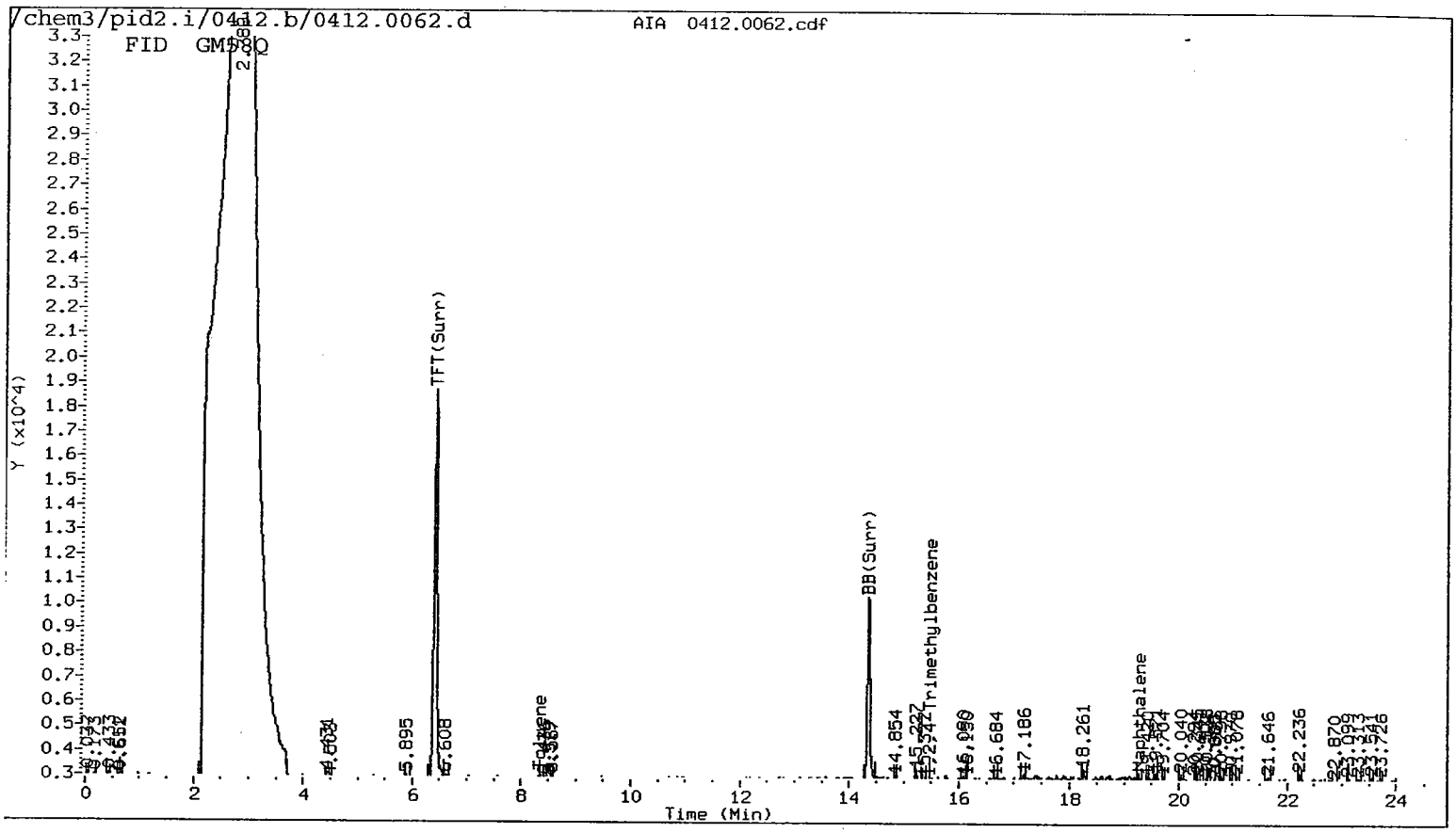
/chem3/pid2.i/0412.b/0412.0062.d
FID GM58Q
AIA 0412.0062.cdf
TFT(Surr)
BB(Surr)
Trimethylbenzene
Naphthalene
Y (x10^4)
Time (Min)

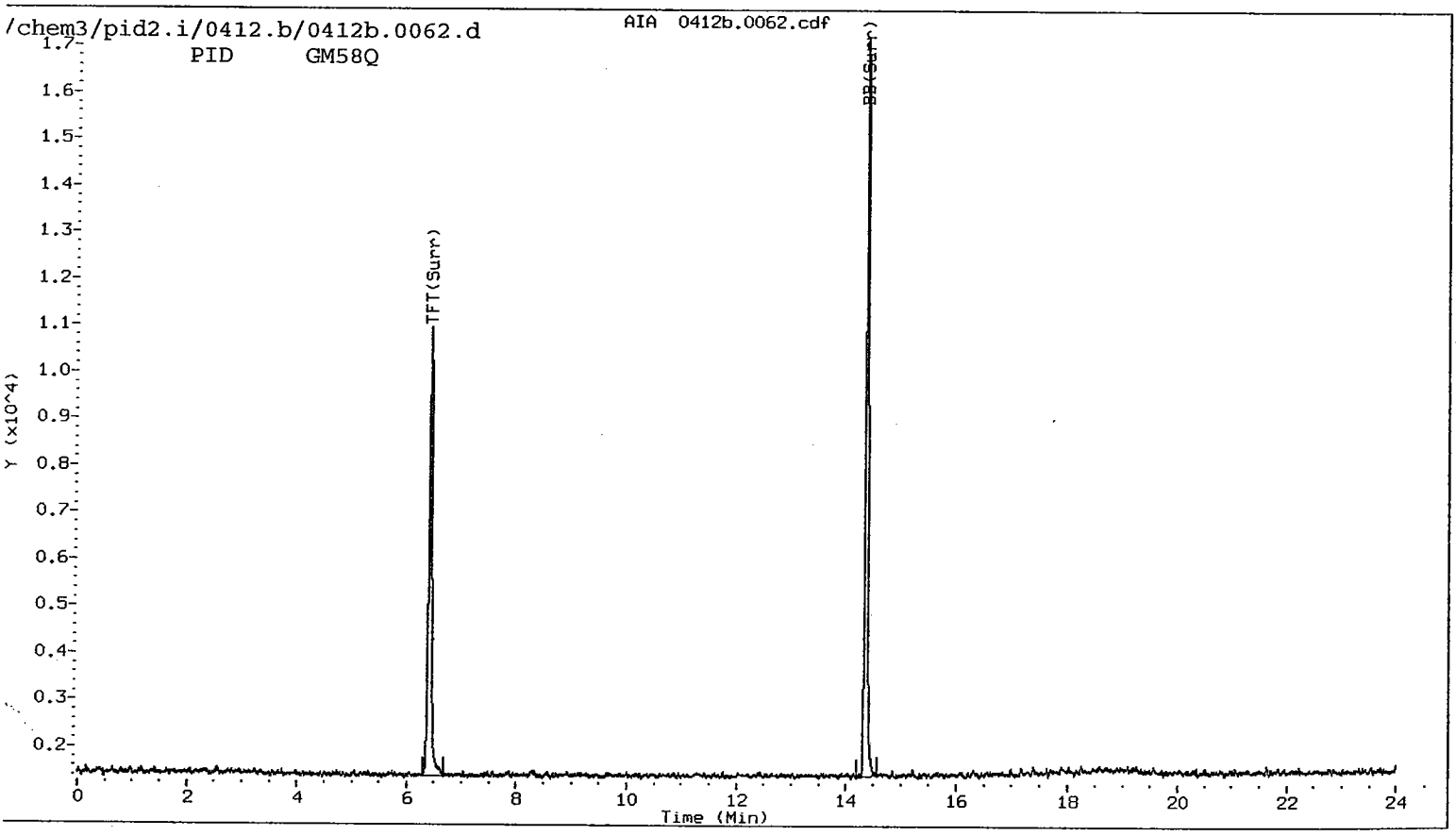
/chem3/pid2.i/0412.b/0412b.0062.d
PID GM58Q
AIA 0412b.0062.cdf
TFT(Surr)
BB(Surr)
Y (x10^4)
Time (Min)

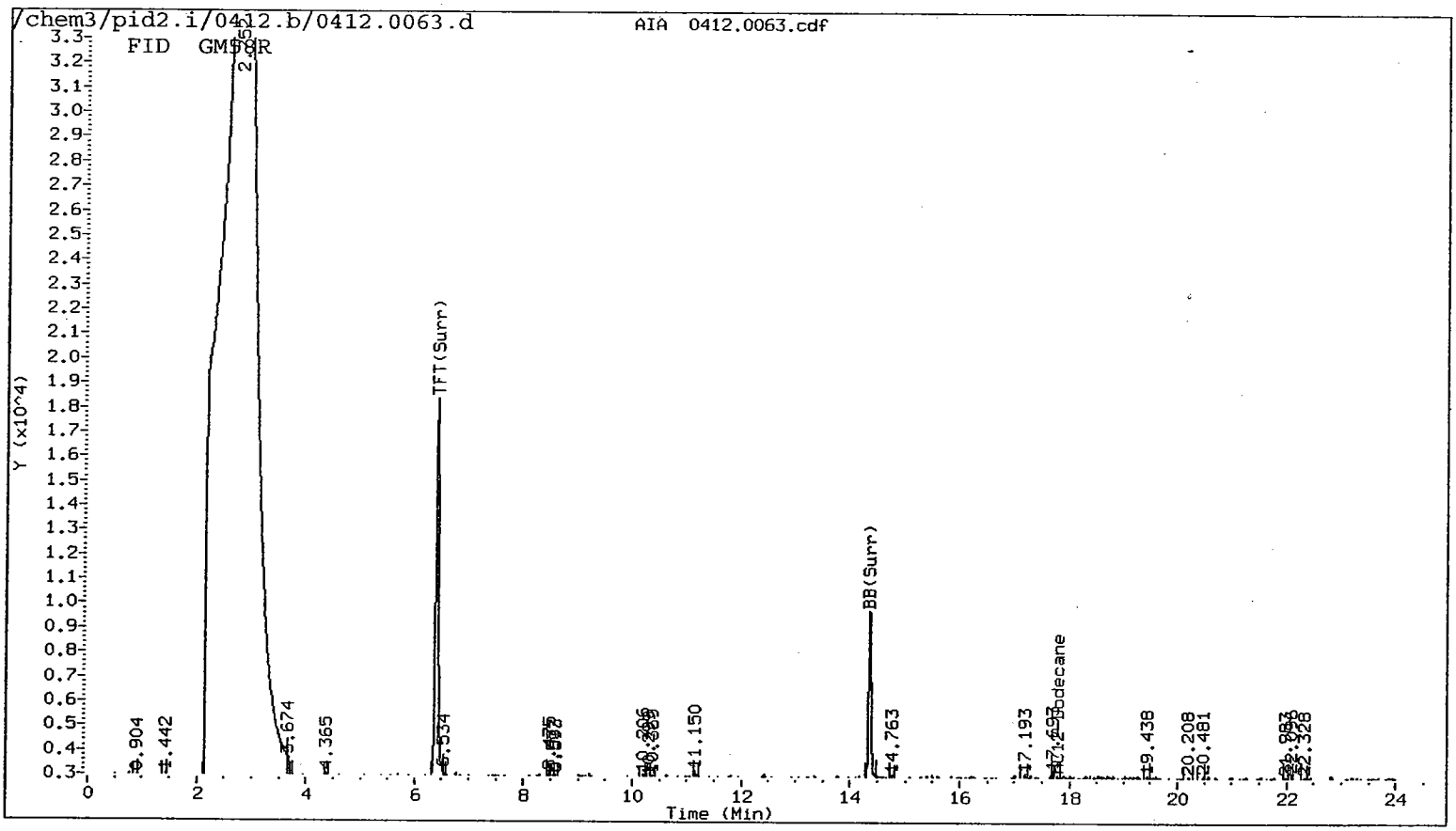
/chem3/pid2.i/0412.b/0412.0063.d
AIA 0412.0063.cdf
FID GM58R
TFT(Surr)
BB(Surr)
Y (x10^4)
Time (Min)

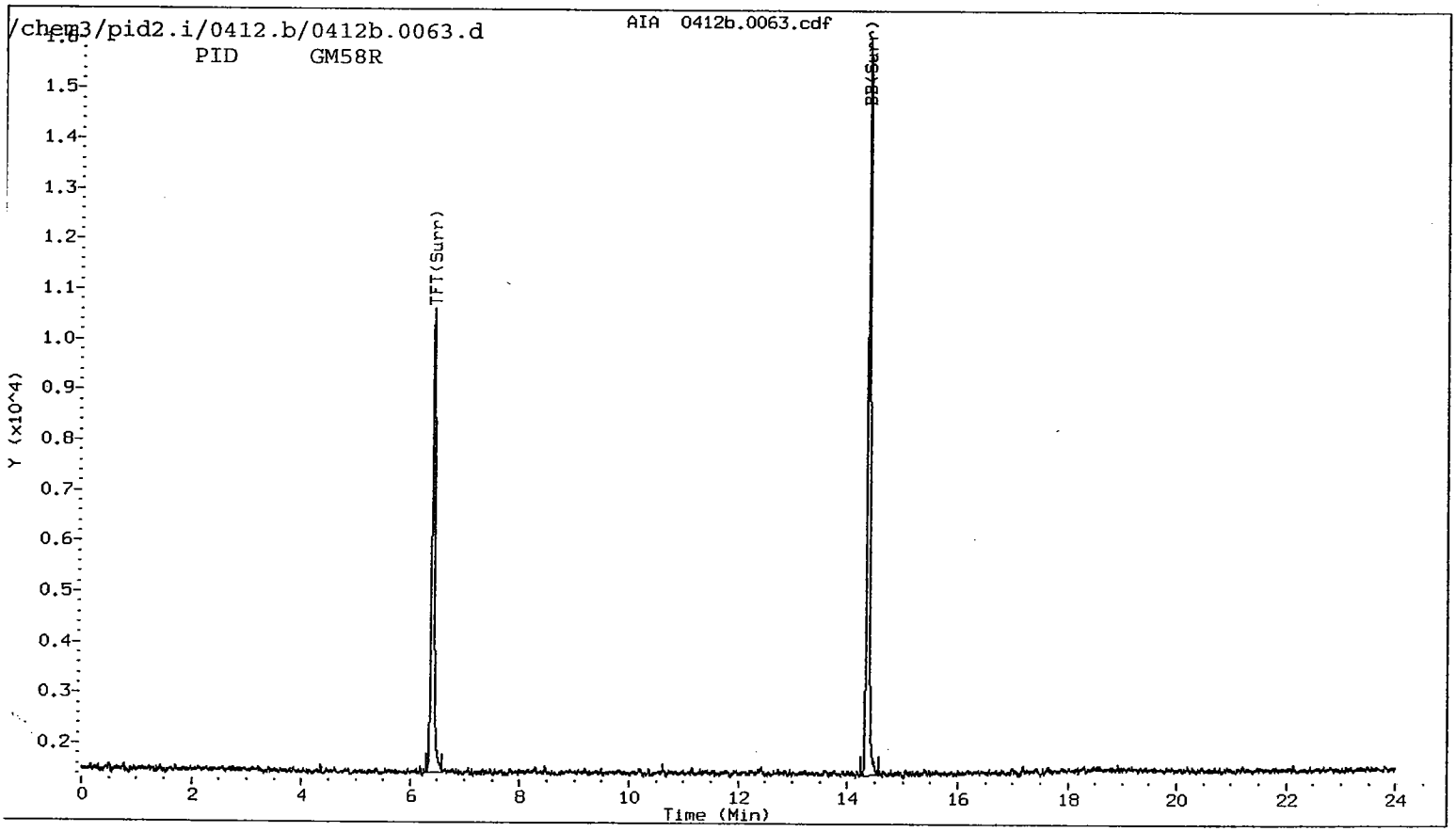
/chem3/pid2.i/0412.b/0412b.0063.d
AIA 0412b.0063.cdf
PID GM58R
TFT(Surr)
BB(Surr)
Y (x10^4)
Time (Min)

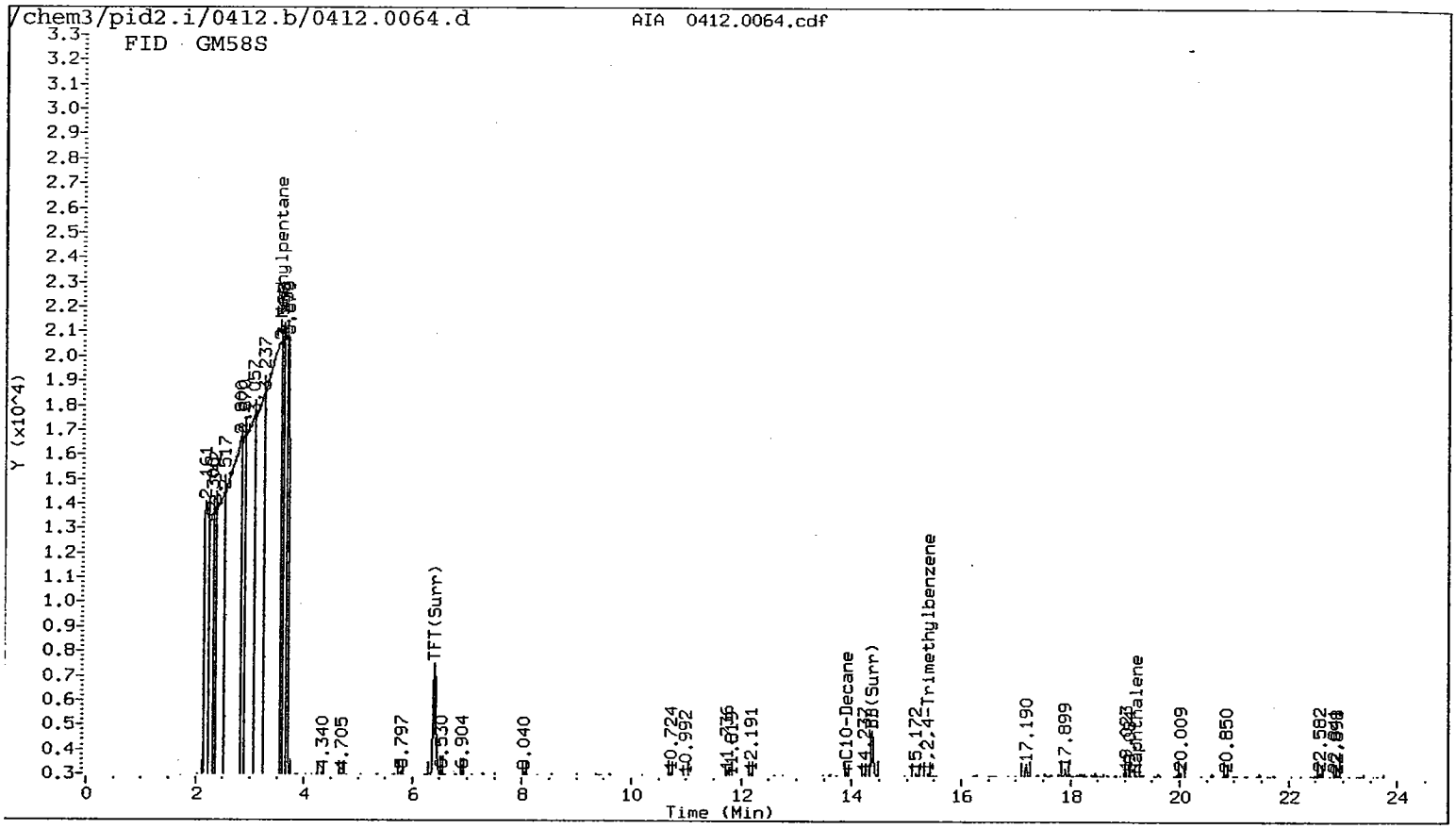
/chem3/pid2.i/0412.b/0412.0064.d
AIA 0412.0064.cdf
FID GM58S
Y (x10^4)
Time (Min)
TFT(Surr)
nC10-Decane
BB(Surr)
1,2,4-Trimethylbenzene
Naphthalene

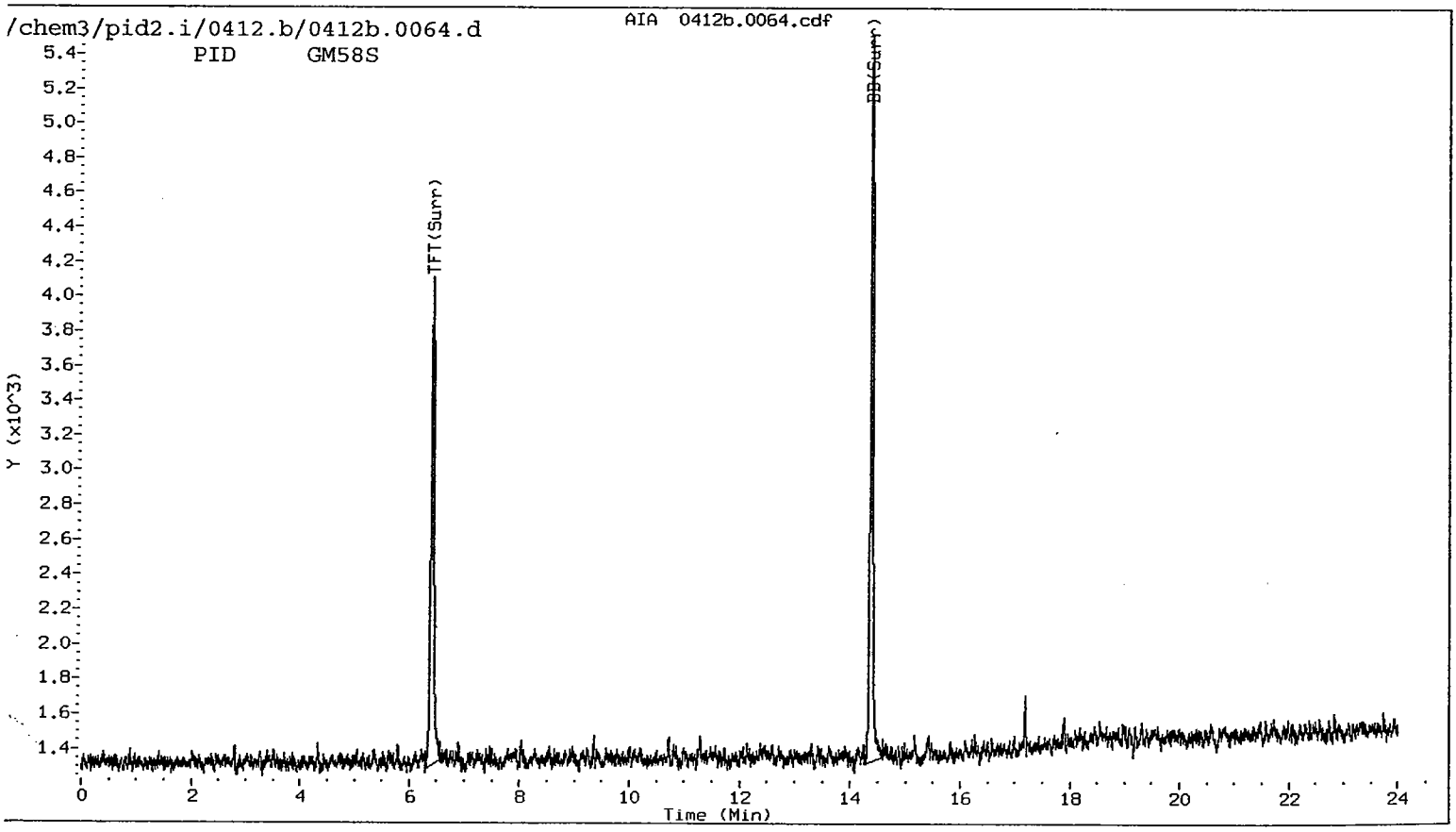
/chem3/pid2.i/0412.b/0412b.0064.d
AIA 0412b.0064.cdf
PID GM58S
Y (x10^3)
Time (Min)
TFT(Surr)
BB(Surr)

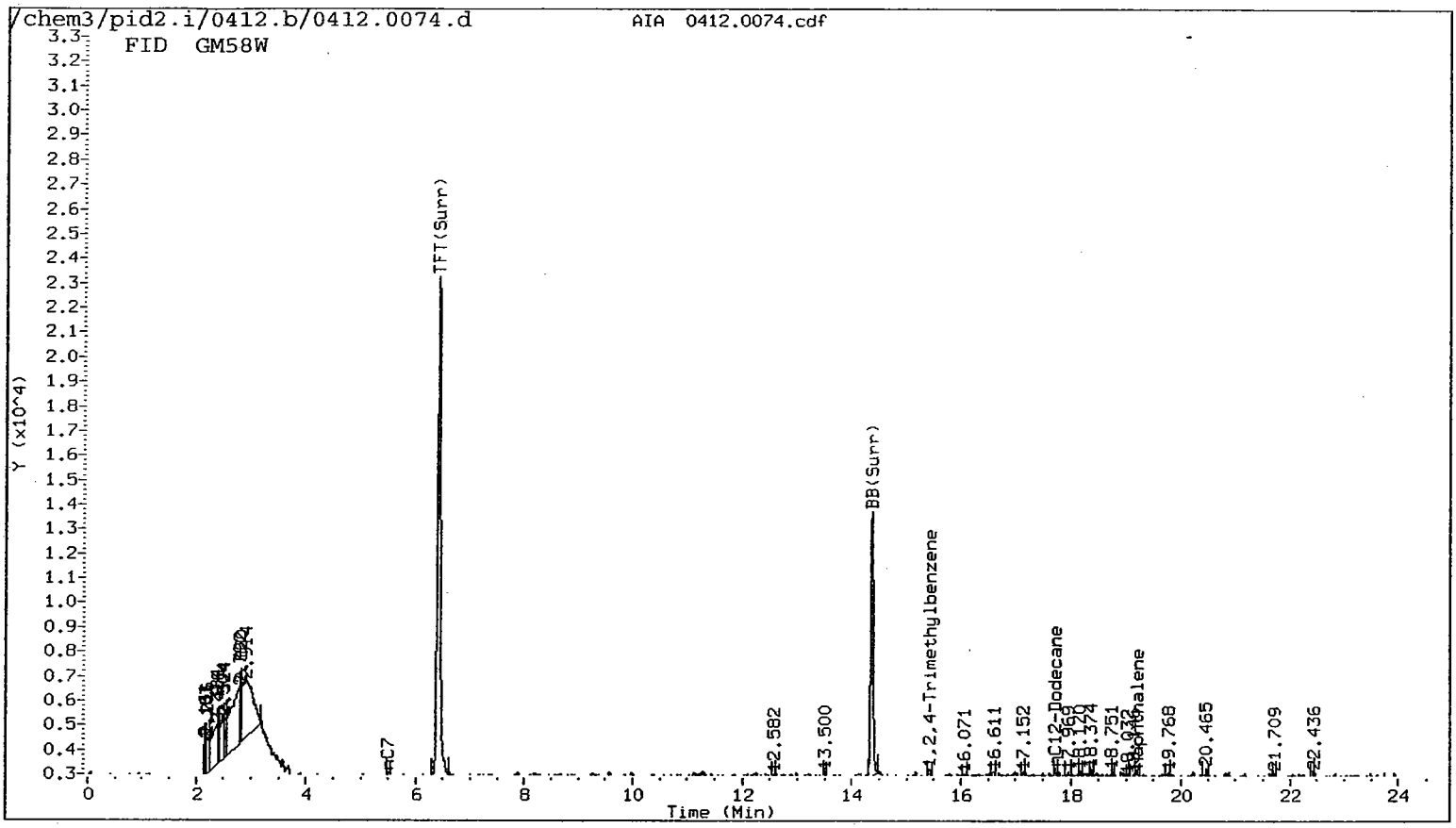
/chem3/pid2.i/0412.b/0412.0074.d
AIA 0412.0074.cdf
FID GM58W
Y (x10^4)
Time (Min)
TFT(Surr)
BB(Surr)
nC7
2.582
3.500
1,2,4-Trimethylbenzene
6.071
6.611
7.152
nC12-Dodecane
8.751
Naphthalene
9.768
20.465
21.709
22.436

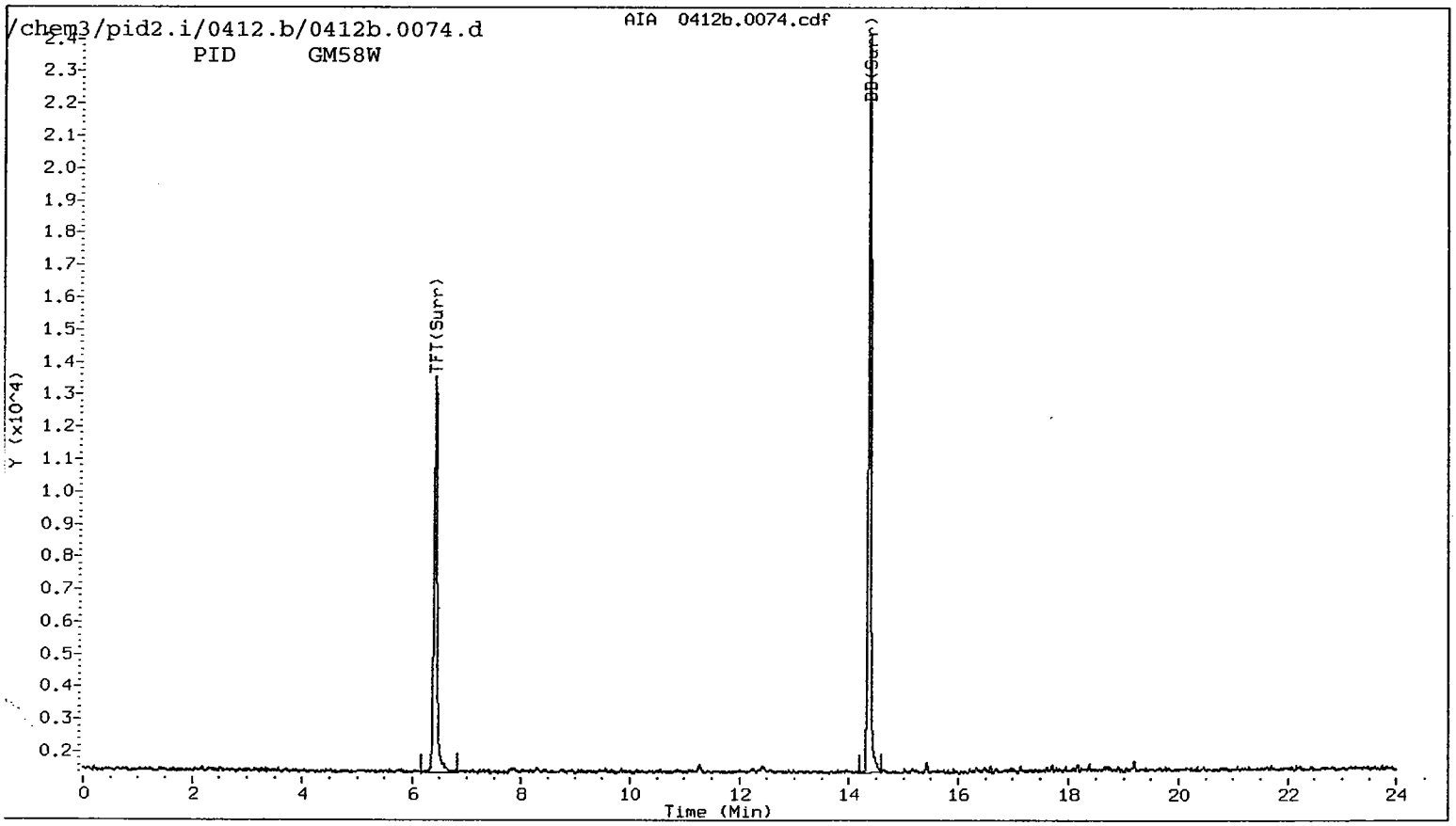
/chem3/pid2.i/0412.b/0412b.0074.d
AIA 0412b.0074.cdf
PID GM58W
Y (x10^4)
Time (Min)
TFT(Surr)
BB(Surr)

ANALYTICAL RESOURCES INCORPORATED

ORGANICS ANALYSIS DATA SHEET
TOTAL GASOLINE RANGE HYDROCARBONS
NWTPHg Toluene to Naphthalene
Page 2 of 2
Matrix: Water

QC Report No: GM58-Landau Associates
Project: POA Uplands Investig
529009.311

Data Release Authorized:
Reported: 04/16/04

ARI ID	Client ID	Analysis Date	Basis	Range	Result mg/kg
GM58W 04-5075	Trip Blank	04/13/04	Wet	Gasoline	5.0 U
				HC ID	---
				Trifluorotoluene	95.7%
				Bromobenzene	100%

Quantitation on total peaks in the gasoline range from Toluene to Naphthalene.

GAS: Indicates the presence of gasoline or weathered gasoline.
GRO: Positive result that does not match an identifiable gasoline pattern.

ANALYTICAL RESOURCES INCORPORATED

ORGANICS ANALYSIS DATA SHEET
NWTPHg - Toluene to Naphthalene
Page 1 of 1

Sample ID: LSB-5,14-15
MS/MSD

Lab Sample ID: GM58S
LIMS ID: 04-5071
Matrix: Soil
Data Release Authorized:
Reported: 04/16/04

QC Report No: GM58-Landau Associates
Project: POA Uplands Investig
529009.311
Date Sampled: 03/31/04
Date Received: 04/01/04

Instrument/Analyst MS: PID2/PKC
MSD: PID2/PKC
Date Analyzed MS: 04/13/04 19:15
MSD: 04/13/04 19:43

Sample Amount MS: 0.021 g-dry-wt
MSD: 0.021 g-dry-wt
Moisture: 79.7%

Analyte	Sample	MS	Spike Added-MS	MS Recovery	MSD	Spike Added-MSD	MSD Recovery	RPD
Gasoline Range Hydrocarbons	< 24.2 U	131	604	21.7%	117	598	19.6%	11.3%

Results reported in mg/kg (ppm).
RPD calculated using sample concentrations per SW846.

Gasoline Surrogate Recovery

	MS	MSD
Trifluorotoluene	25.2%	23.1%
Bromobenzene	19.5%	20.4%

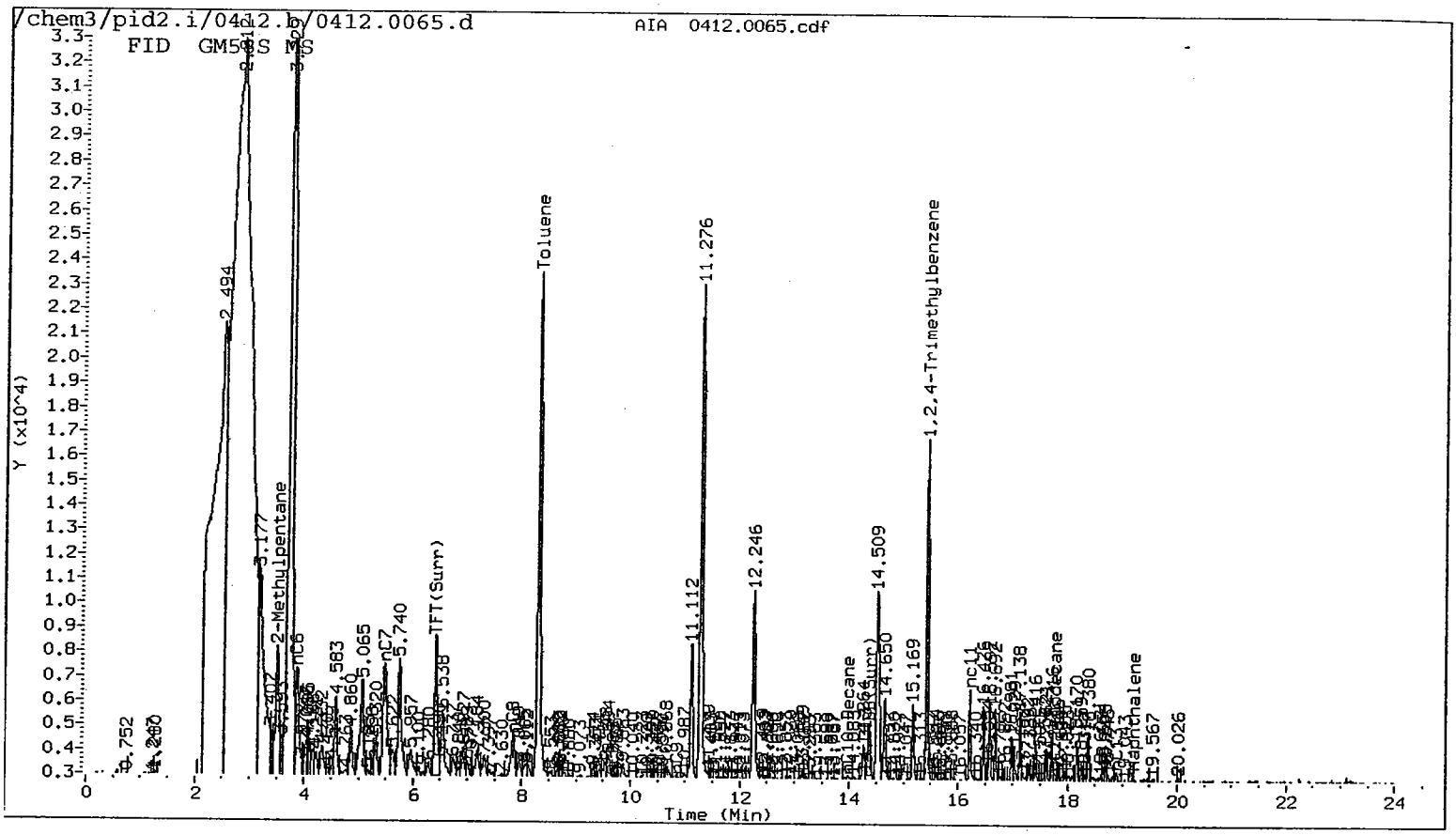
/chem3/pid2.i/0412.b/0412.0065.d
FID GM58S MS
AIA 0412.0065.cdf
Y (x10^4)
Time (Min)
2.494
3.177
2-Methylpentane
nC6
4.583
5.065
nC7
5.740
TFT(Surr)
Toluene
11.112
11.276
12.246
14.509
1,2,4-Trimethylbenzene
15.169
19.567
20.026

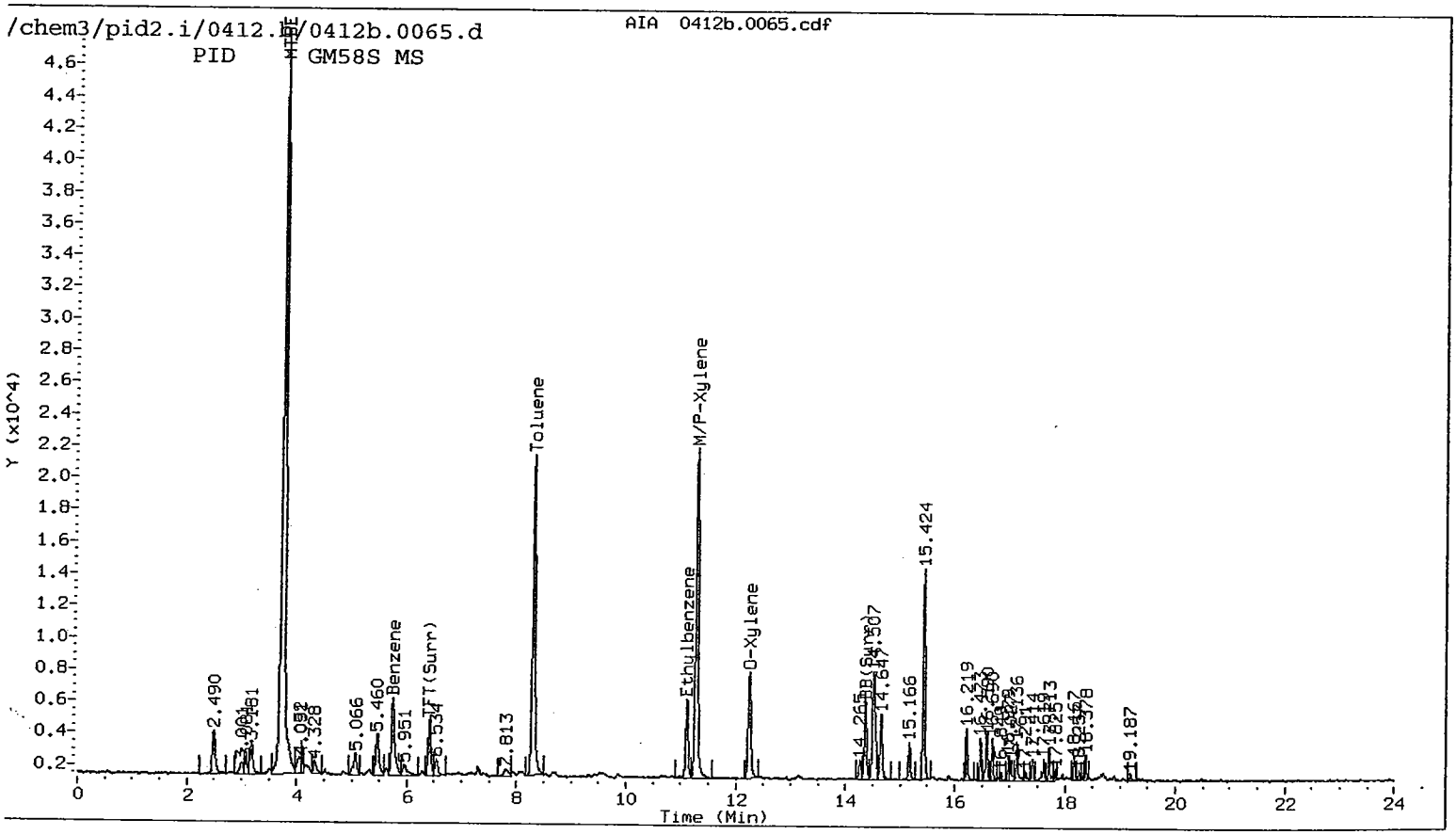
/chem3/pid2.i/0412.b/0412b.0065.d
PID GM58S MS
AIA 0412b.0065.cdf
Y (x10^4)
Time (Min)
MTBE
2.490
Benzene
5.460
TFT(Surr)
5.951
Toluene
7.813
Ethylbenzene
M/P-Xylene
O-Xylene
15.424
15.166
19.187

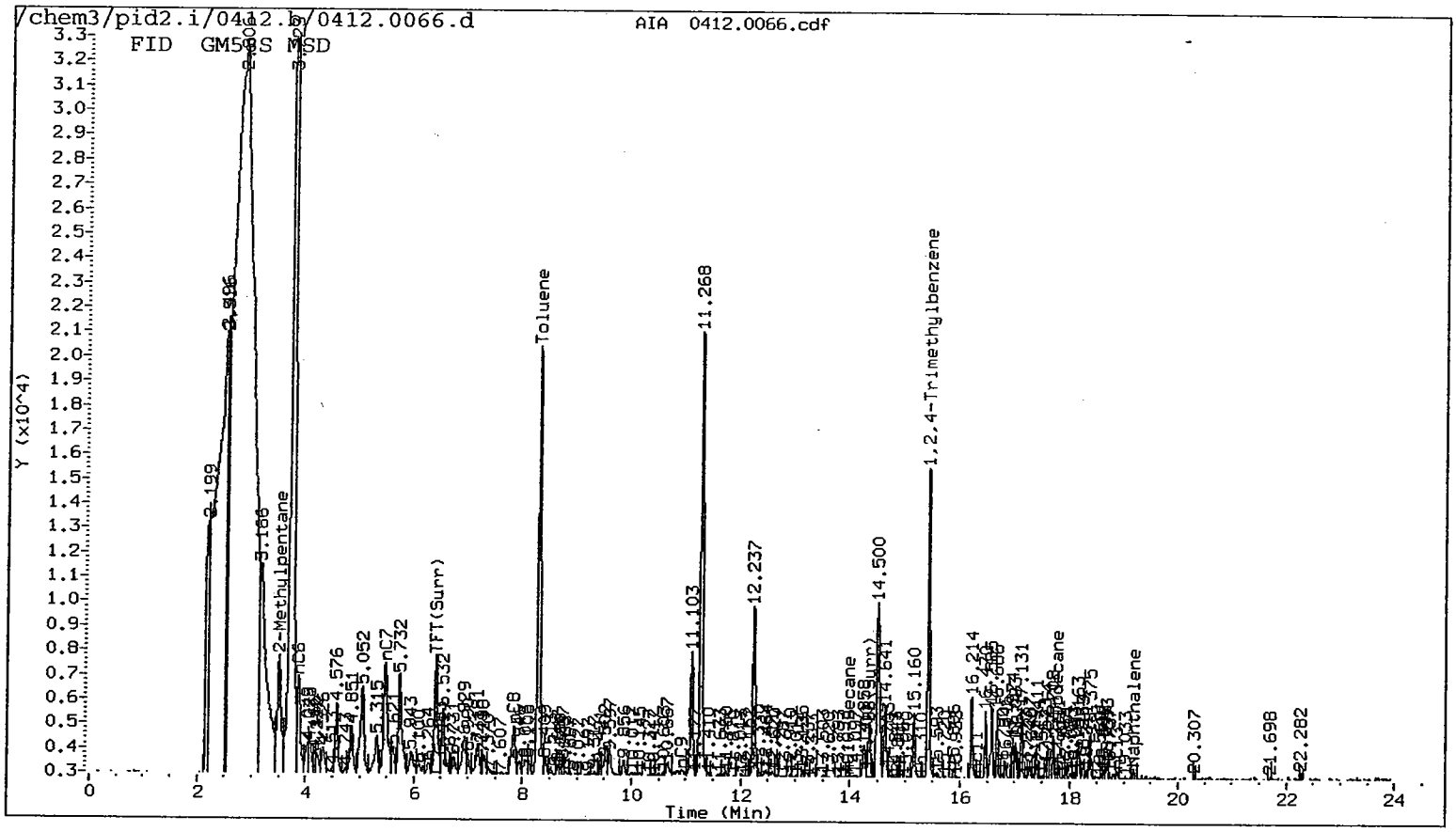
/chem3/pid2.i/0412.b/0412.0066.d
FID GM58S MSD
AIA 0412.0066.cdf
Y (x10^4)
Time (Min)
2-Methylpentane
Toluene
11.268
12.237
14.500
1,2,4-Trimethylbenzene
TFT(Surr)
Naphthalene

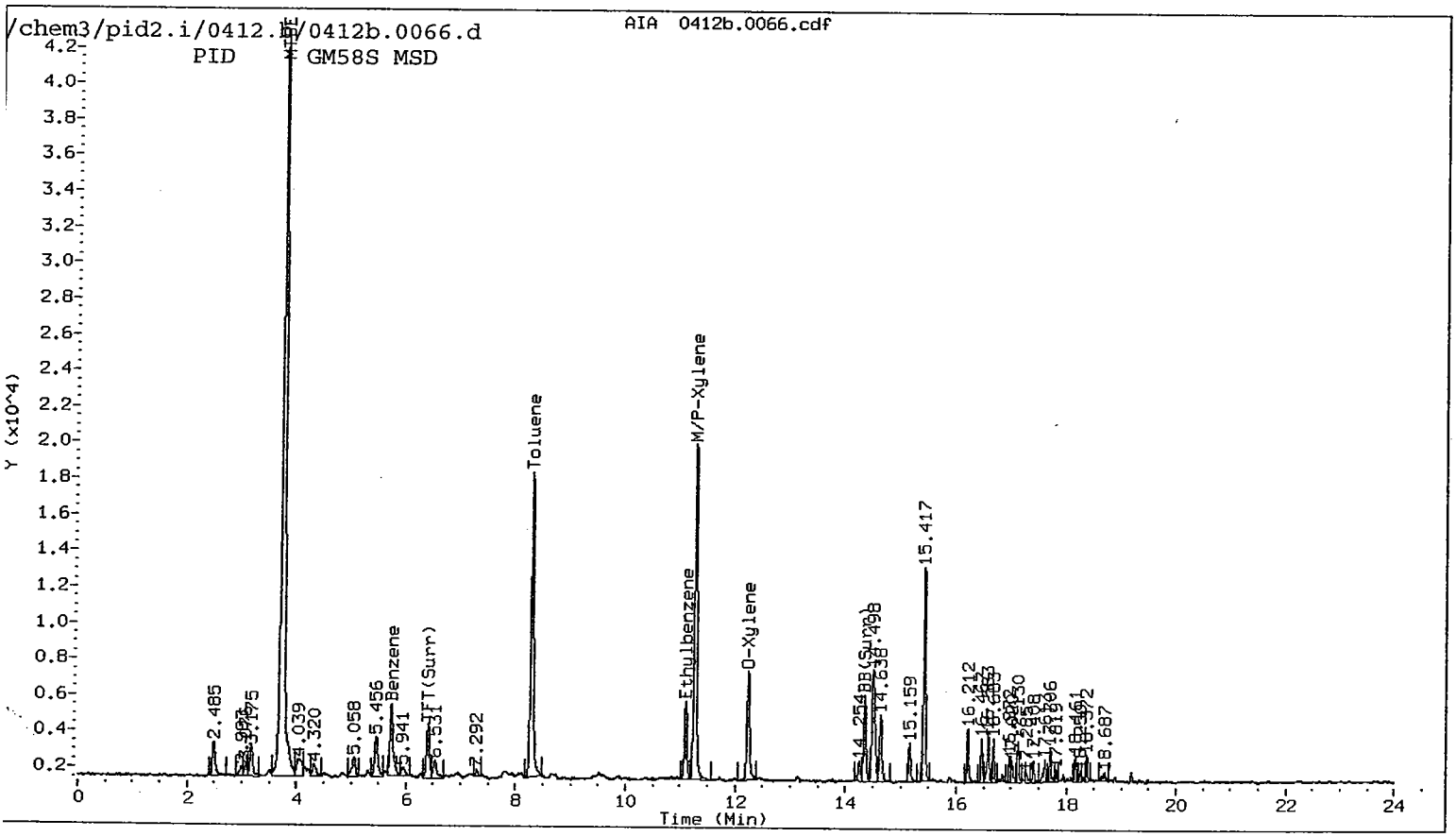
/chem3/pid2.i/0412.b/0412b.0066.d
PID GM58S MSD
AIA 0412b.0066.cdf
Y (x10^4)
Time (Min)
Toluene
M/P-Xylene
Ethylbenzene
O-Xylene
Benzene
TFT(Surr)
15.417
15.159

ANALYTICAL RESOURCES INCORPORATED

ORGANICS ANALYSIS DATA SHEET
NWTPHg - Toluene to Naphthalene
Page 1 of 1

Sample ID: LCS-040704
LCS/LCSD

Lab Sample ID: LCS-040704
LIMS ID: 04-5065
Matrix: Soil
Data Release Authorized:
Reported: 04/16/04

QC Report No: GM58-Landau Associates
Project: POA Uplands Investig
529009.311
Date Sampled: NA
Date Received: NA

Instrument/Analyst LCS: PID2/PKC
LCSD: PID2/PKC
Date Analyzed LCS: 04/07/04 19:03
LCSD: 04/07/04 19:31

Sample Amount LCS: 0.10 g
LCSD: 0.10 g

Analyte	LCS	Spike Added-LCS	LCS Recovery	LCSD	Spike Added-LCSD	LCSD Recovery	RPD
Gasoline Range Hydrocarbons	140	125	112%	132	125	106%	5.9%

Results reported in mg/kg (ppm).
RPD calculated using sample concentrations per SW846.

Gasoline Surrogate Recovery

	LCS	LCSD
Trifluorotoluene	98.3%	103%
Bromobenzene	103%	110%

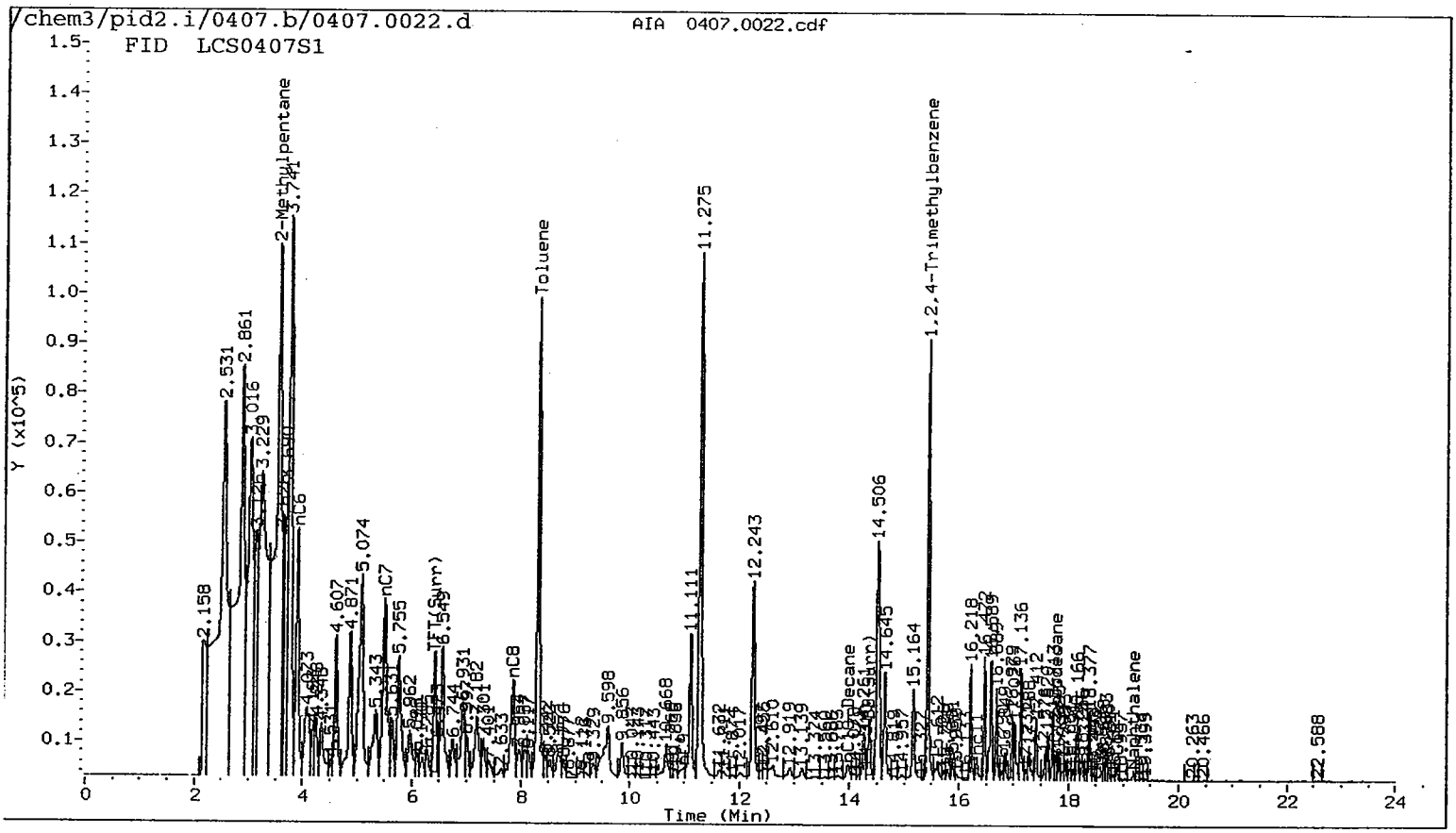
/chem3/pid2.i/0407.b/0407.0022.d
FID LCS0407S1
AIA 0407.0022.cdf
Y (x10^5)
Time (Min)
2-Methylpentane
Toluene
1.2.4-Trimethylbenzene
nC6
nC7
nC8
TFT(Surr)
BB(Surr)
Decane
Naphthalene
2.158
2.531
2.861
3.741
4.607
4.871
5.074
5.755
6.549
11.111
11.275
12.243
14.506
14.645
15.164
16.218
22.588

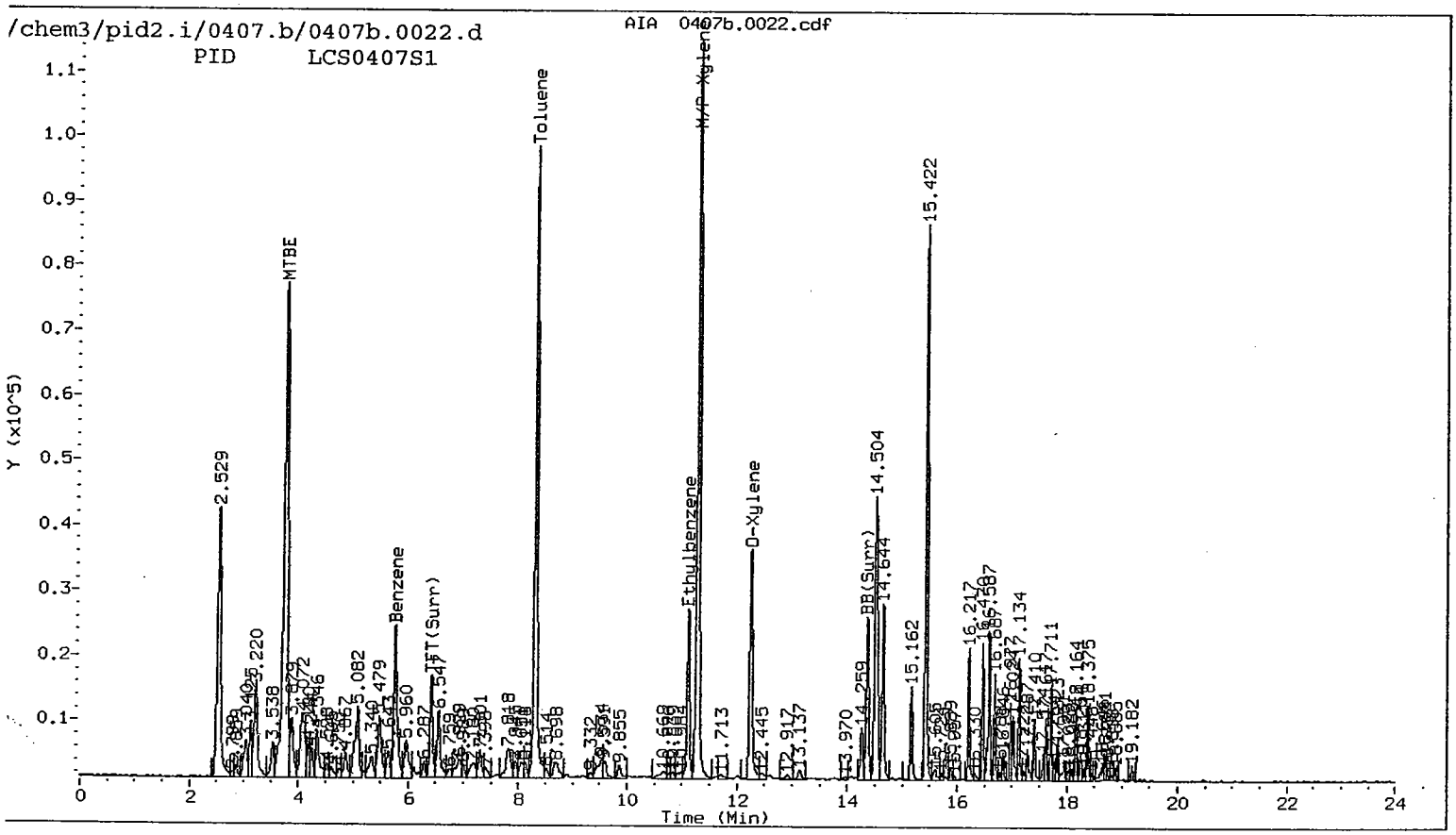
/chem3/pid2.i/0407.b/0407b.0022.d
PID LCS0407S1
AIA 0407b.0022.cdf
Y (x10^5)
Time (Min)
MTBE
Toluene
M/P-Xylene
O-Xylene
Ethylbenzene
Benzene
TFT(Surr)
BB(Surr)
2.529
3.538
5.082
5.960
6.547
11.713
12.445
14.504
14.644
15.162
15.422
16.217

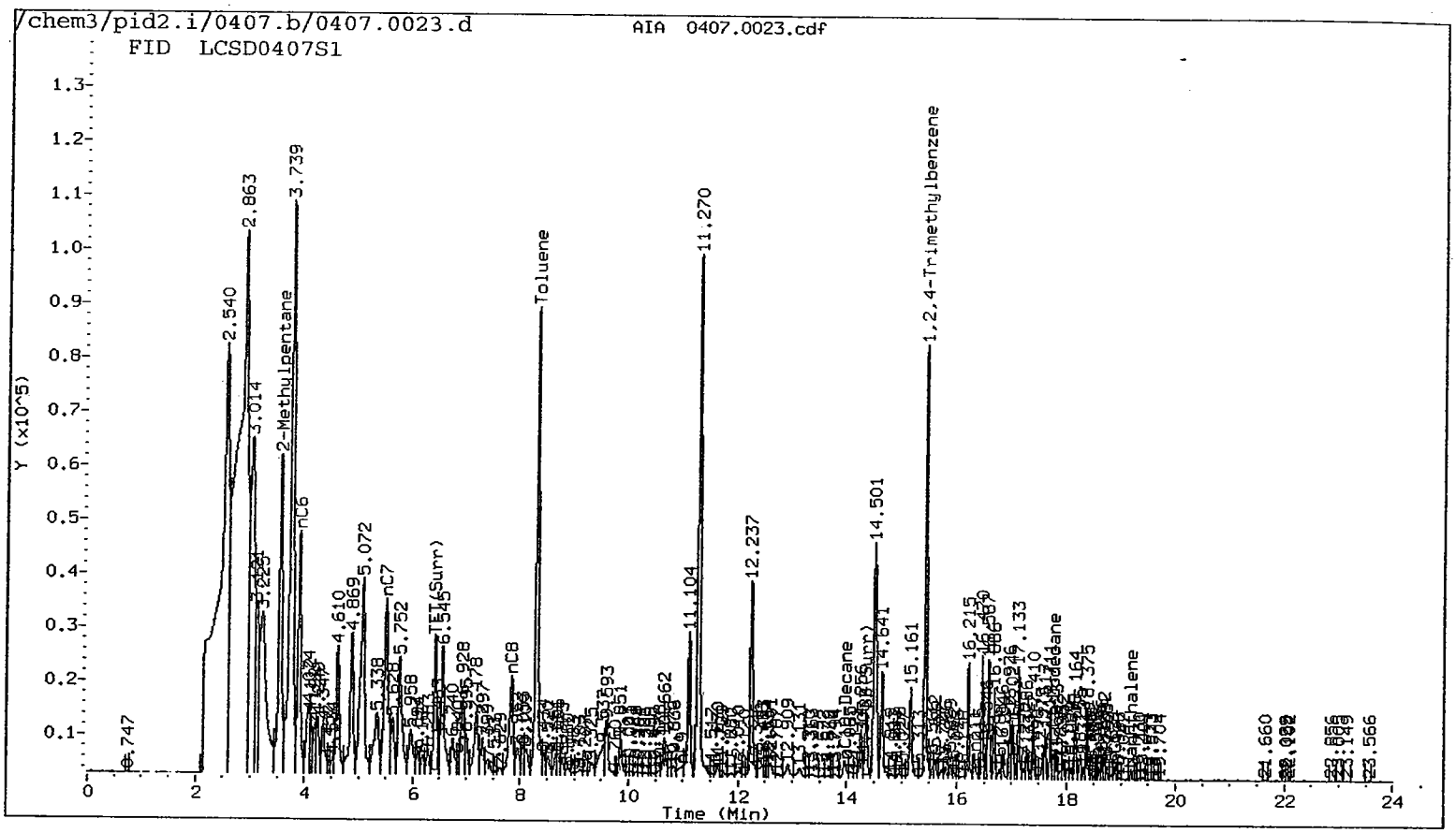
/chem3/pid2.i/0407.b/0407.0023.d
FID LCSD0407S1
AIA 0407.0023.cdf
Y (x10^5)
Time (Min)
2.540
2.863
3.014
3.739
2-Methylpentane
nC6
4.610
4.869
5.072
nC7
5.752
TEI(Surr)
Toluene
11.270
12.237
14.501
1,2,4-Trimethylbenzene
Decane
14.641
15.161

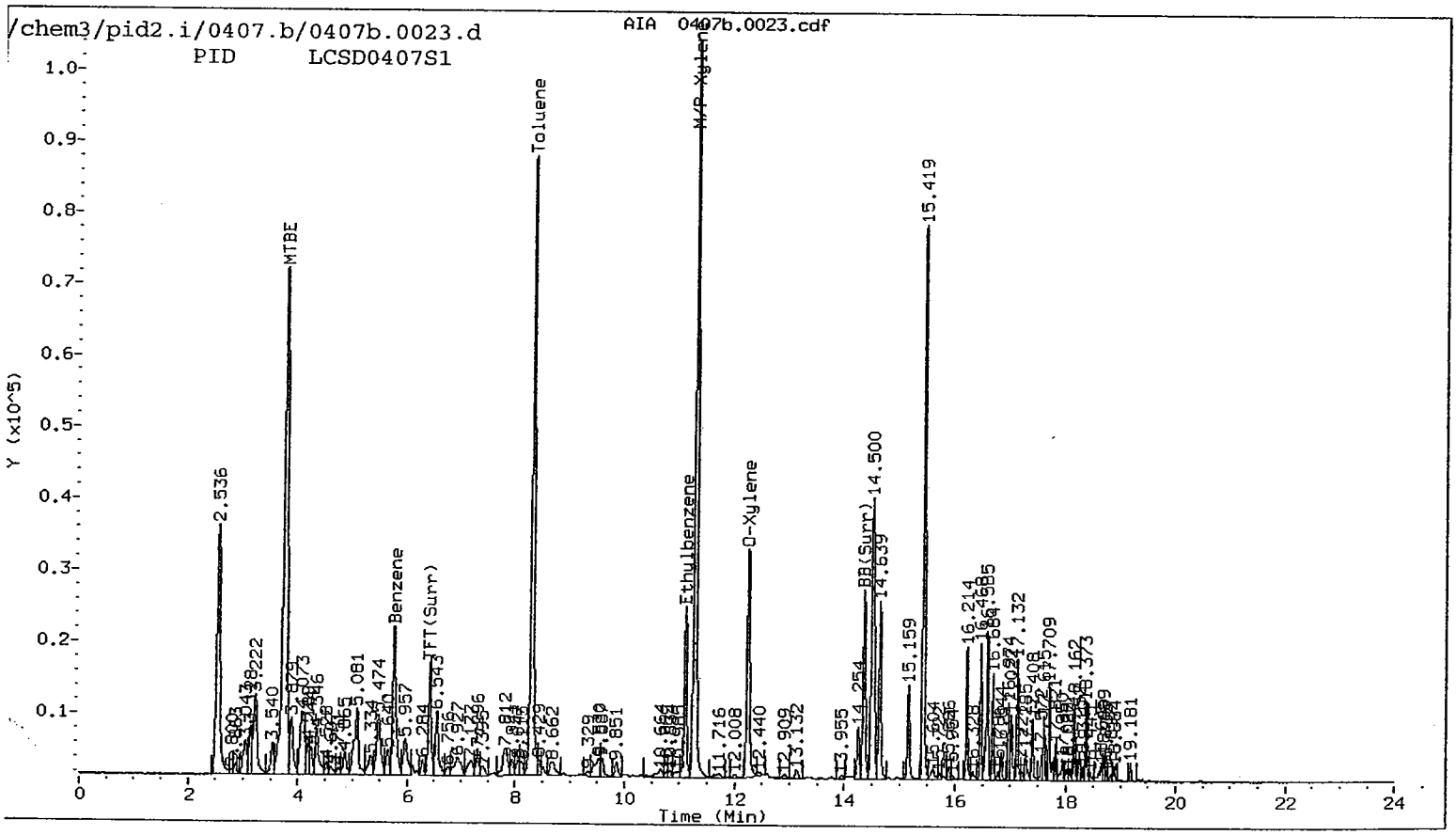
/chem3/pid2.i/0407.b/0407b.0023.d
PID LCSD0407S1
AIA 0407b.0023.cdf
Y (x10^5)
Time (Min)
2.536
MTBE
Benzene
TFT(Surr)
Toluene
M/P-Xylene
Ethylbenzene
O-Xylene
BB(Surr)
14.500
14.639
15.419
15.159

ANALYTICAL RESOURCES INCORPORATED

ORGANICS ANALYSIS DATA SHEET
NWTPHg - Toluene to Naphthalene **Sample ID: LCS-041204**
Page 1 of 1 **LCS/LCSD**

Lab Sample ID: LCS-041204 QC Report No: GM58-Landau Associates
LIMS ID: 04-5068 Project: POA Uplands Investig
Matrix: Soil 529009.311
Data Release Authorized: Date Sampled: NA
Reported: 04/16/04 Date Received: NA

Instrument/Analyst LCS: PID2/PKC Sample Amount LCS: 0.10 g
LCSD: PID2/PKC LCSD: 0.10 g
Date Analyzed LCS: 04/12/04 23:11
LCSD: 04/12/04 23:38

Analyte	LCS	Spike Added-LCS	LCS Recovery	LCSD	Spike Added-LCSD	LCSD Recovery	RPD
Gasoline Range Hydrocarbons	126	125	101%	119	125	95.2%	5.7%

Results reported in mg/kg (ppm).
RPD calculated using sample concentrations per SW846.

Gasoline Surrogate Recovery

	LCS	LCSD
Trifluorotoluene	103%	101%
Bromobenzene	106%	108%

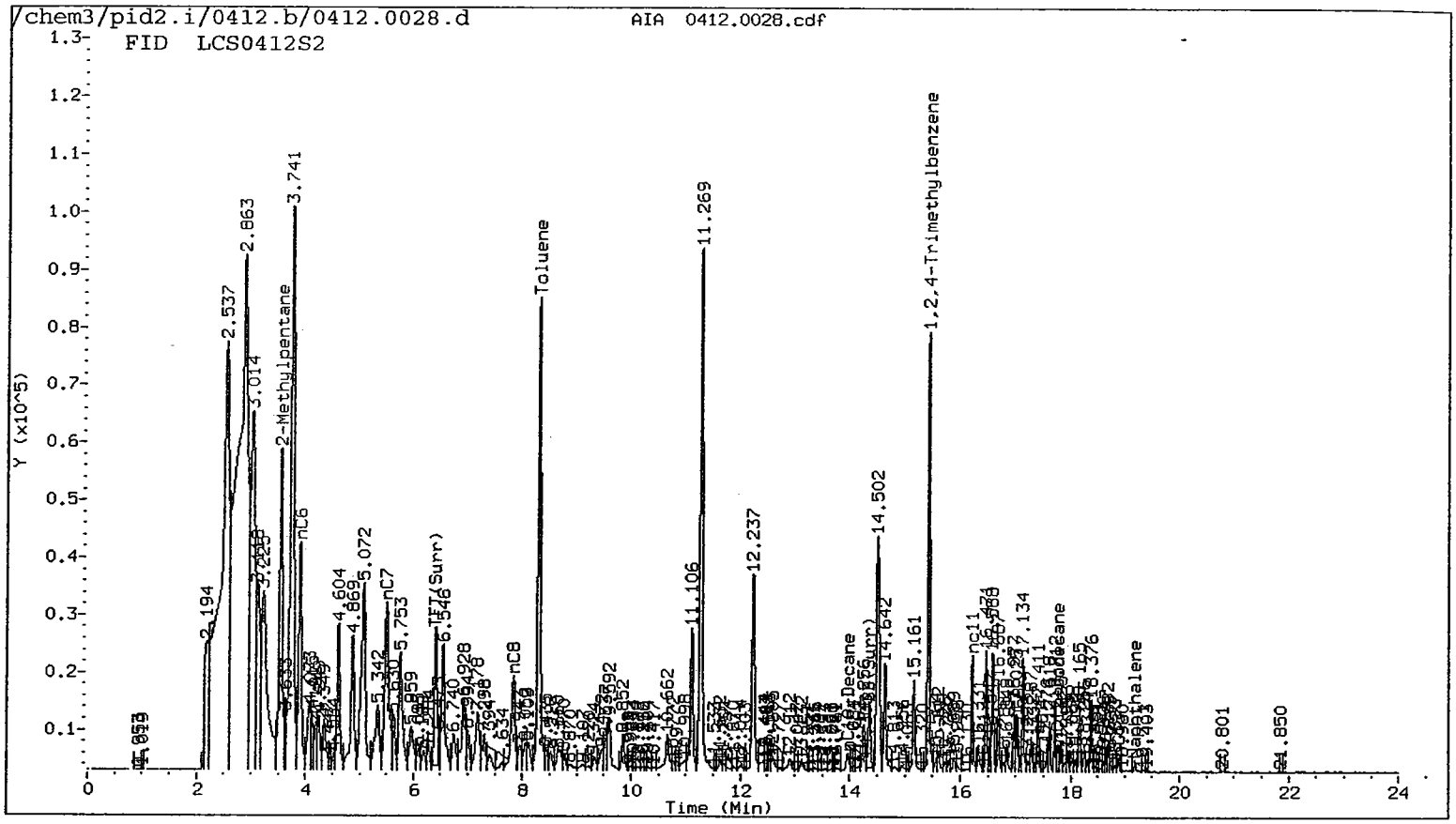
/chem3/pid2.i/0412.b/0412.0028.d
FID LCS0412S2
AIA 0412.0028.cdf
Y (x10^5)
Time (Min)
2.194
2.537
2.863
3.014
3.741
nC6
4.604
4.869
5.072
nC7
5.342
5.753
TFT(Surr)
6.546
nC8
Toluene
11.106
11.269
12.237
14.502
1,2,4-Trimethylbenzene
14.642
15.161
nC11
20.801
24.850

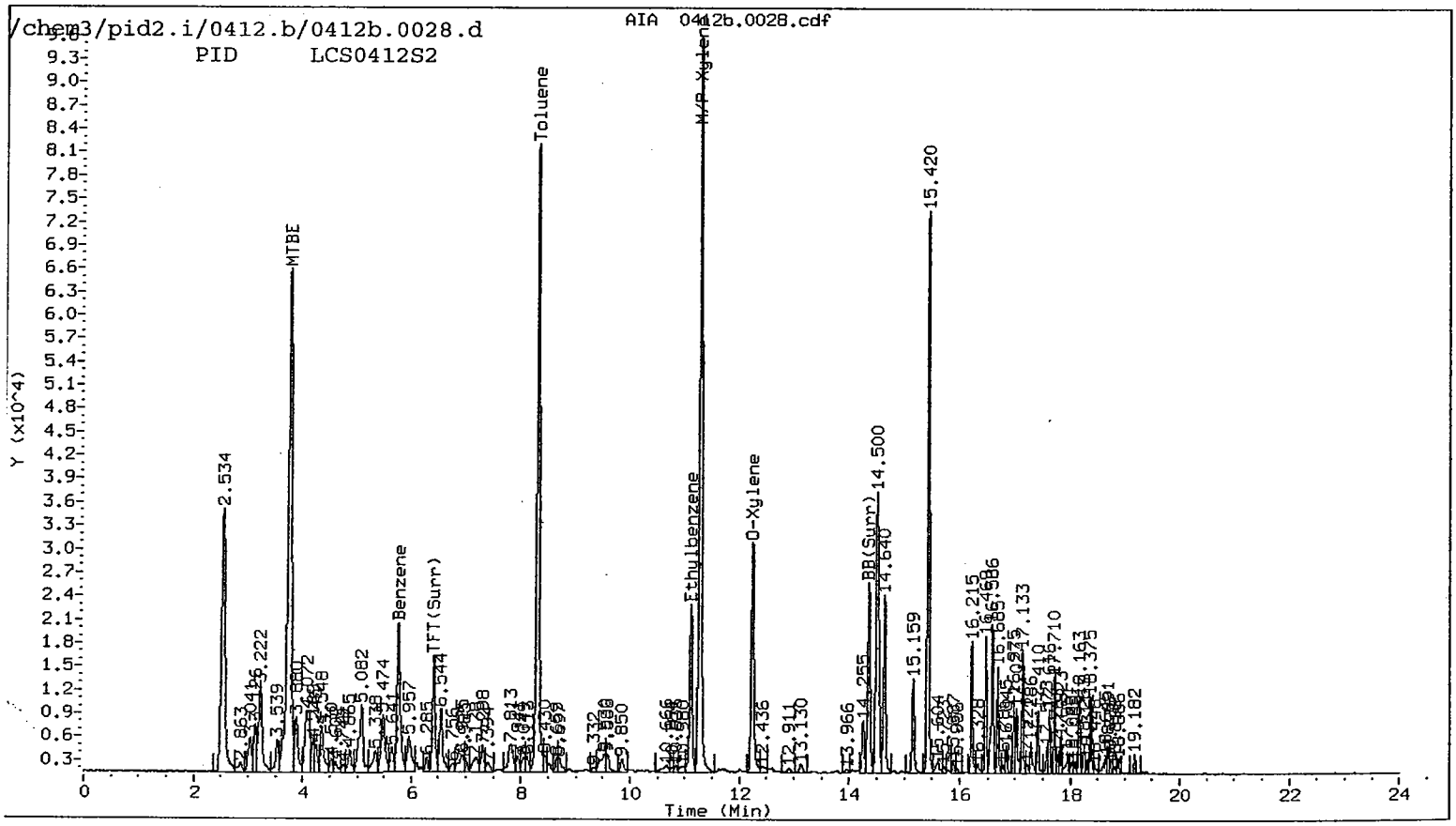
/chem3/pid2.i/0412.b/0412b.0028.d
PID LCS0412S2
AIA 0412b.0028.cdf
Y (x10^4)
Time (Min)
2.534
MTBE
Benzene
TFT(Surr)
Toluene
Ethylbenzene
M/P-Xylene
O-Xylene
BB(Surr)
14.500
14.640
15.159
15.420
16.215
19.182

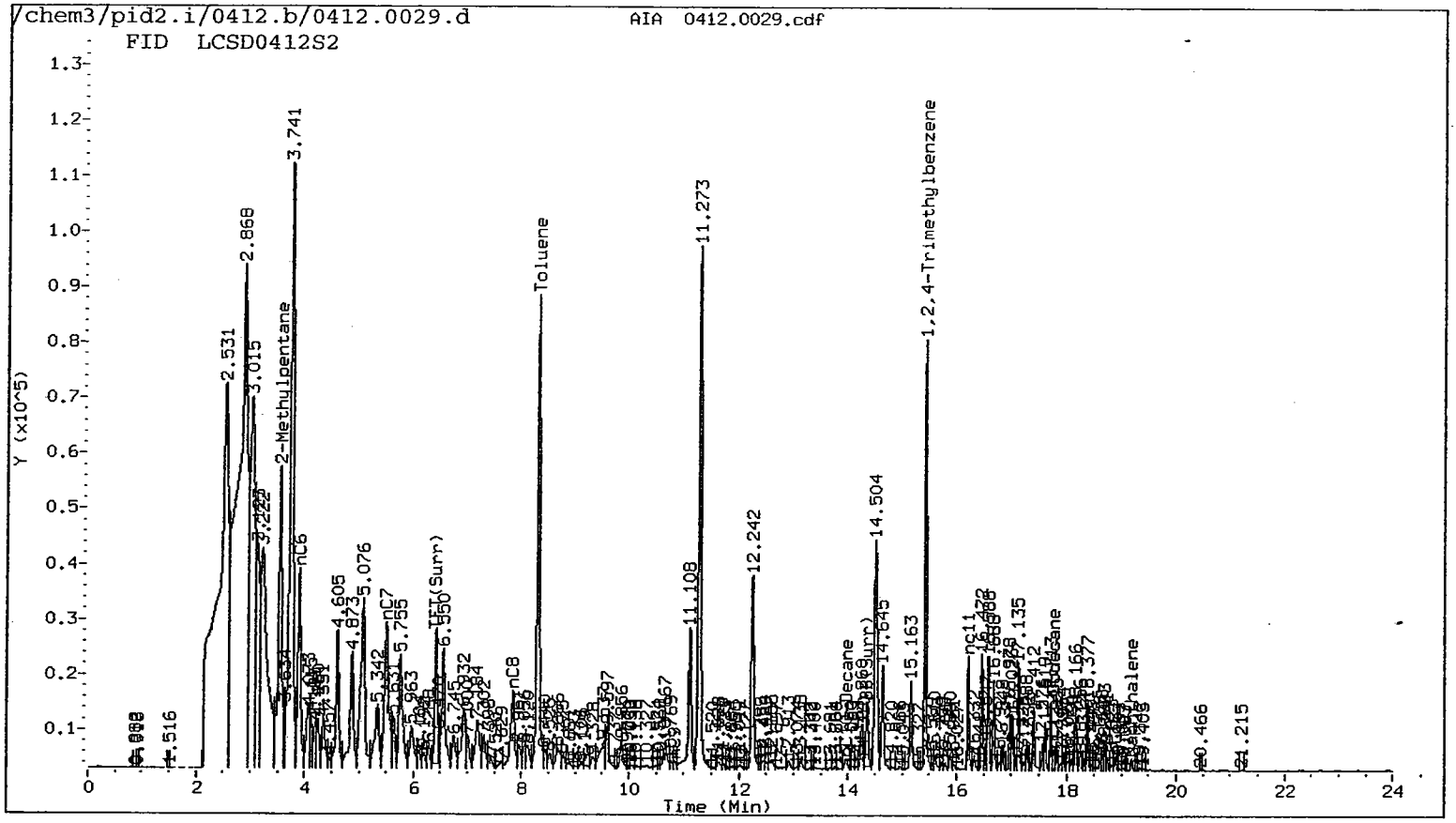
/chem3/pid2.i/0412.b/0412.0029.d
FID LCSD0412S2
AIA 0412.0029.cdf
Y (x10^5)
Time (Min)
2.531
2.868
3.015
3.741
2-Methylpentane
nC6
4.605
4.873
5.076
nC7
5.342
5.755
5.963
TFT(Surr)
6.550
nC8
Toluene
11.108
11.273
12.242
14.504
14.645
Decane(Surr)
15.163
1,2,4-Trimethylbenzene
nC11
Undecane
Naphthalene
20.466
21.215

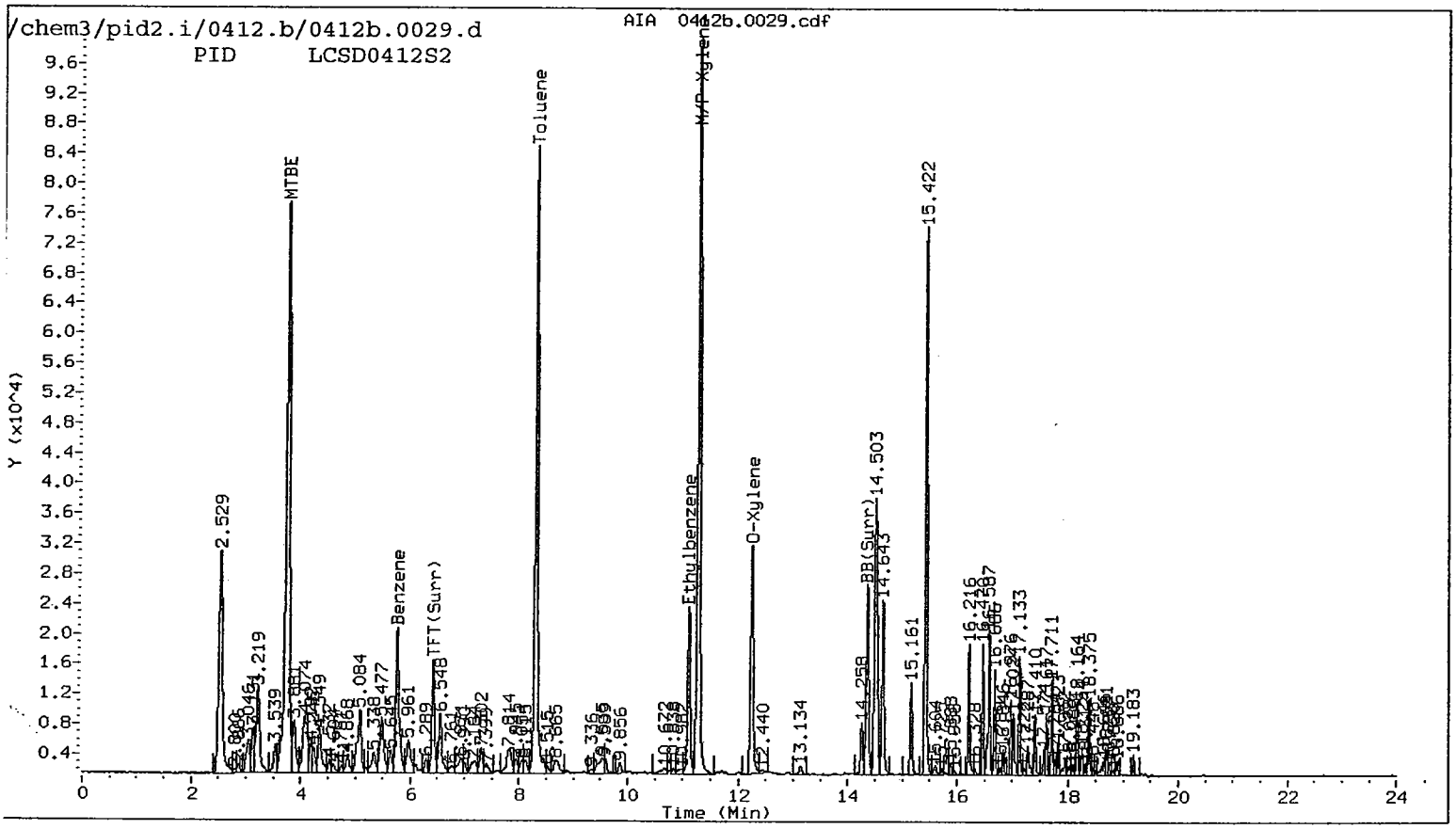
/chem3/pid2.i/0412.b/0412b.0029.d
PID LCSD0412S2
AIA 0412b.0029.cdf
Y (x10^4)
Time (Min)
2.529
MTBE
3.219
3.539
5.084
Benzene
5.961
TFT(Surr)
6.348
Toluene
M/P Xylene
Ethylbenzene
O-Xylene
12.440
13.134
14.258
BB(Surr)
14.503
14.643
15.161
15.422
16.216
19.183

ANALYTICAL RESOURCES INCORPORATED

ORGANICS ANALYSIS DATA SHEET
NWTPHg - Toluene to Naphthalene **Sample ID: LCS-041304**
Page 1 of 1 **LCS/LCSD**

Lab Sample ID: LCS-041304 QC Report No: GM58-Landau Associates
LIMS ID: 04-5069 Project: POA Uplands Investig
Matrix: Soil 529009.311
Data Release Authorized: Date Sampled: NA
Reported: 04/16/04 Date Received: NA

Instrument/Analyst LCS: PID2/PKC Sample Amount LCS: 0.10 g
LCSD: PID2/PKC LCSD: 0.10 g
Date Analyzed LCS: 04/13/04 10:59
LCSD: 04/13/04 11:26

Analyte	LCS	Spike Added-LCS	LCS Recovery	LCSD	Spike Added-LCSD	LCSD Recovery	RPD
Gasoline Range Hydrocarbons	132	125	106%	134	125	107%	1.5%

Results reported in mg/kg (ppm).
RPD calculated using sample concentrations per SW846.

Gasoline Surrogate Recovery

	LCS	LCSD
Trifluorotoluene	112%	109%
Bromobenzene	111%	111%

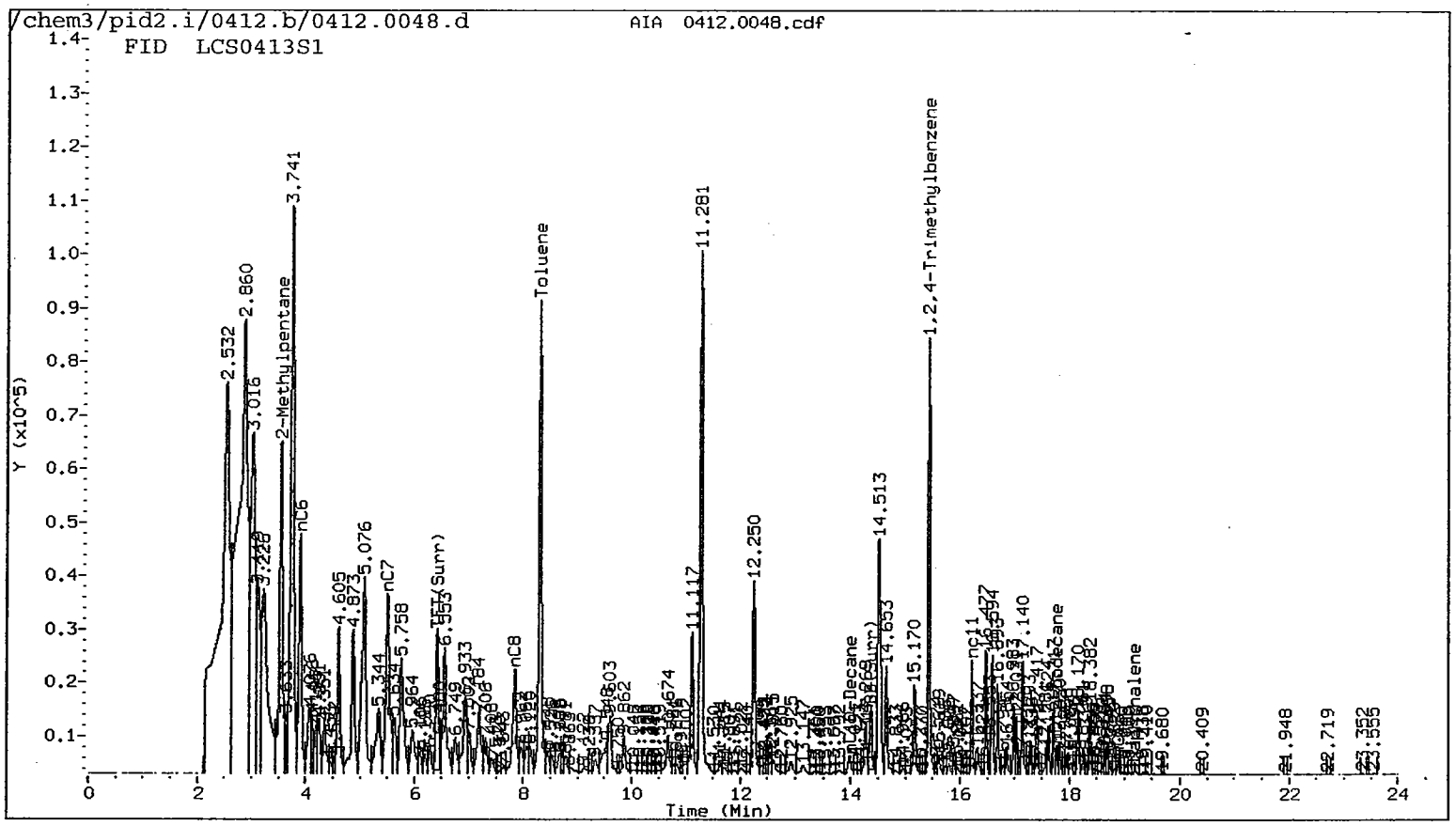
/chem3/pid2.i/0412.b/0412.0048.d
AIA 0412.0048.cdf
FID LCS0413S1
Y (x10^5)
Time (Min)
2.532
2.860
3.016
3.741
2-Methylpentane
nC6
5.076
nC7
4.605
4.873
5.758
5.344
TFT(Surr)
nC8
Toluene
11.281
12.250
11.117
14.513
14.633
15.170
1,2,4-Trimethylbenzene
Decane
nC11
Dodecane
Naphthalene
20.409
21.948
22.719

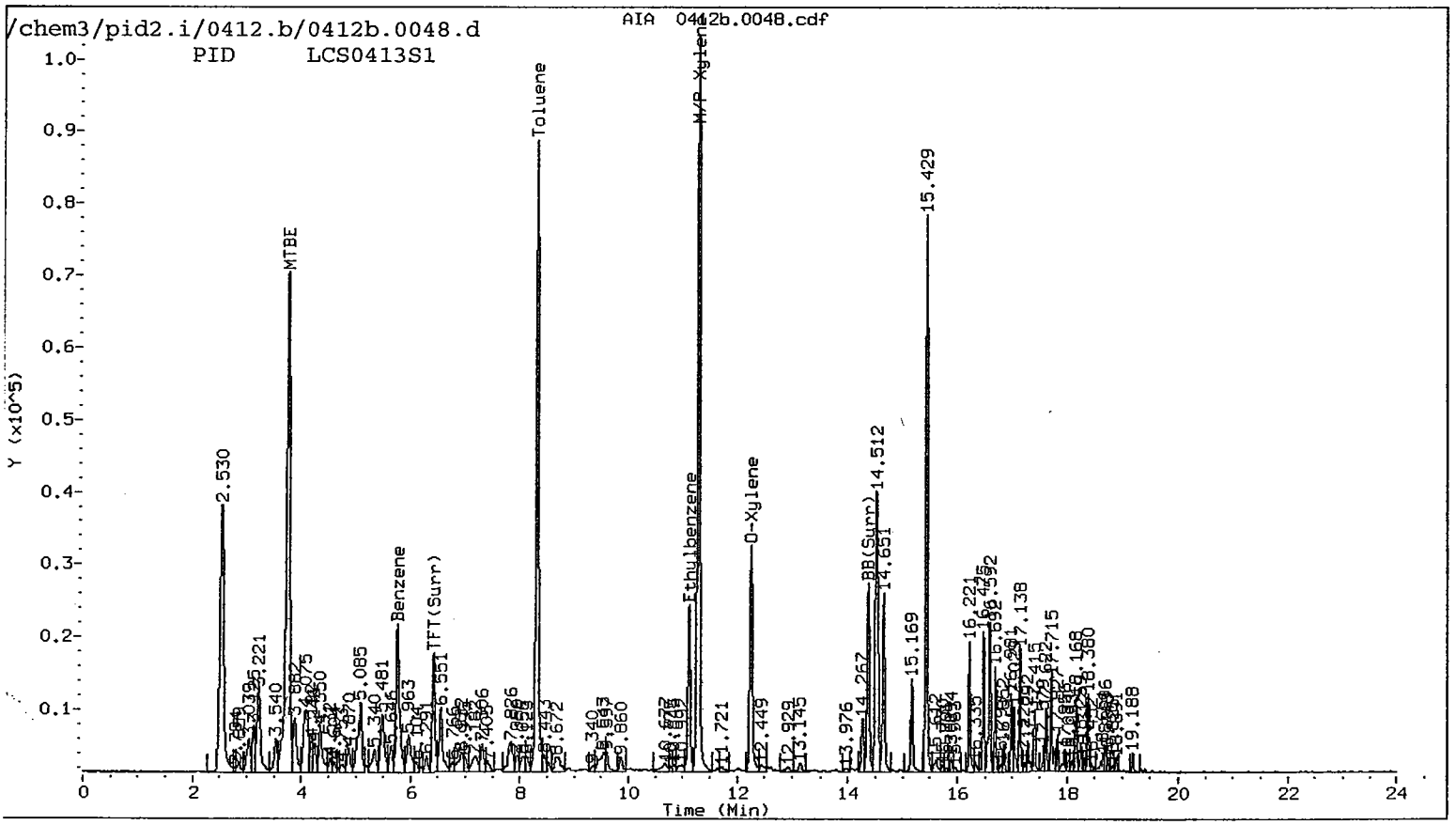
/chem3/pid2.i/0412.b/0412b.0048.d
AIA 0412b.0048.cdf
PID LCS0413S1
Y (x10^5)
Time (Min)
2.530
MTBE
Benzene
TFT(Surr)
Toluene
M/P Xylene
Ethylbenzene
O-Xylene
BB(Surr)
14.512
14.651
15.429
15.169
19.188

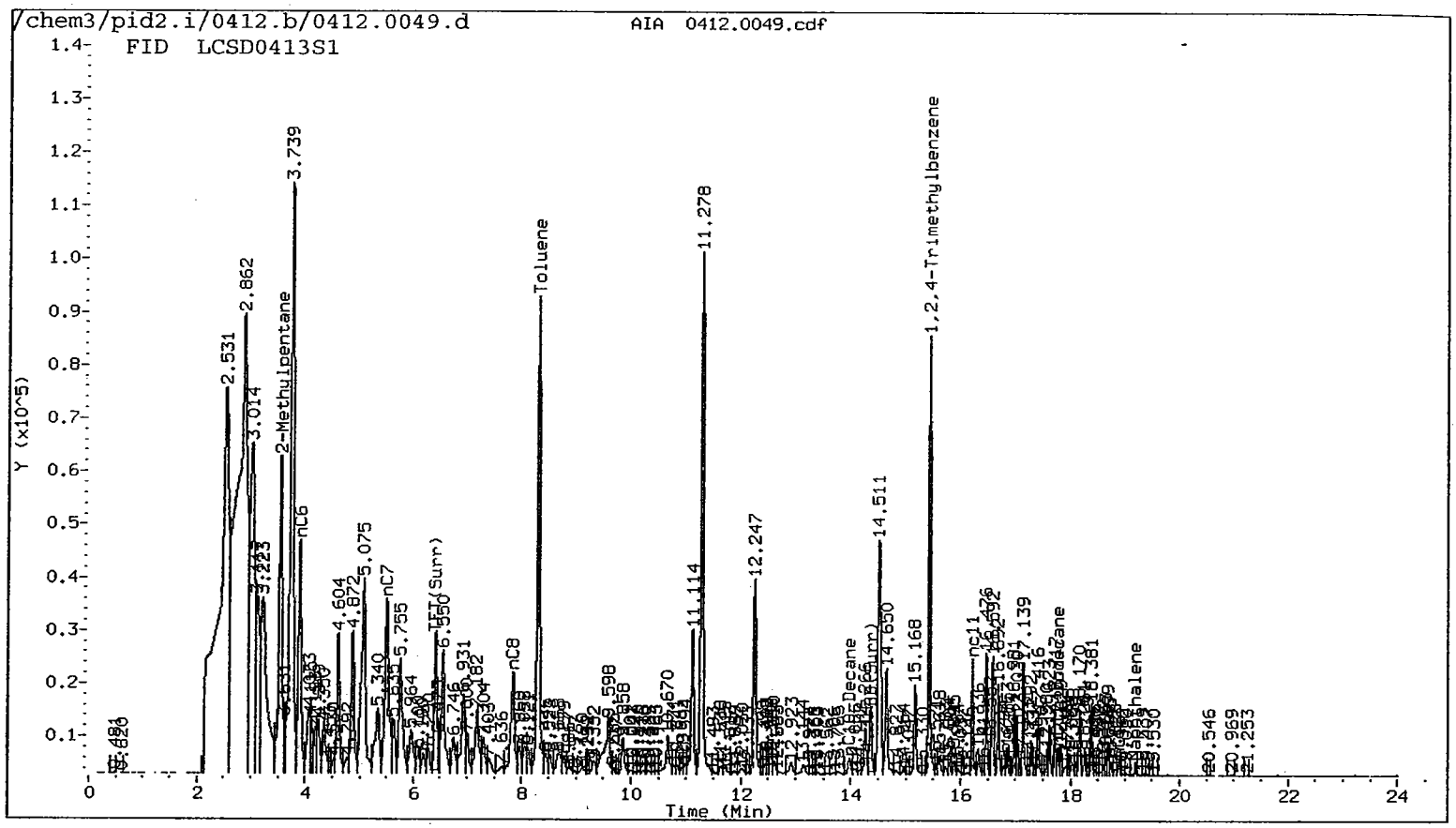
/chem3/pid2.i/0412.b/0412.0049.d
AIA 0412.0049.cdf
FID LCSD0413S1
Y (x10^5)
Time (Min)
2.531
2.862
3.014
3.739
2-Methylpentane
nC6
4.604
4.872
5.075
nC7
5.755
TFT(Surr)
nC8
Toluene
11.114
11.278
12.247
14.511
14.650
15.168
1,2,4-Trimethylbenzene
Decane
nC11
Dodecane
Naphthalene

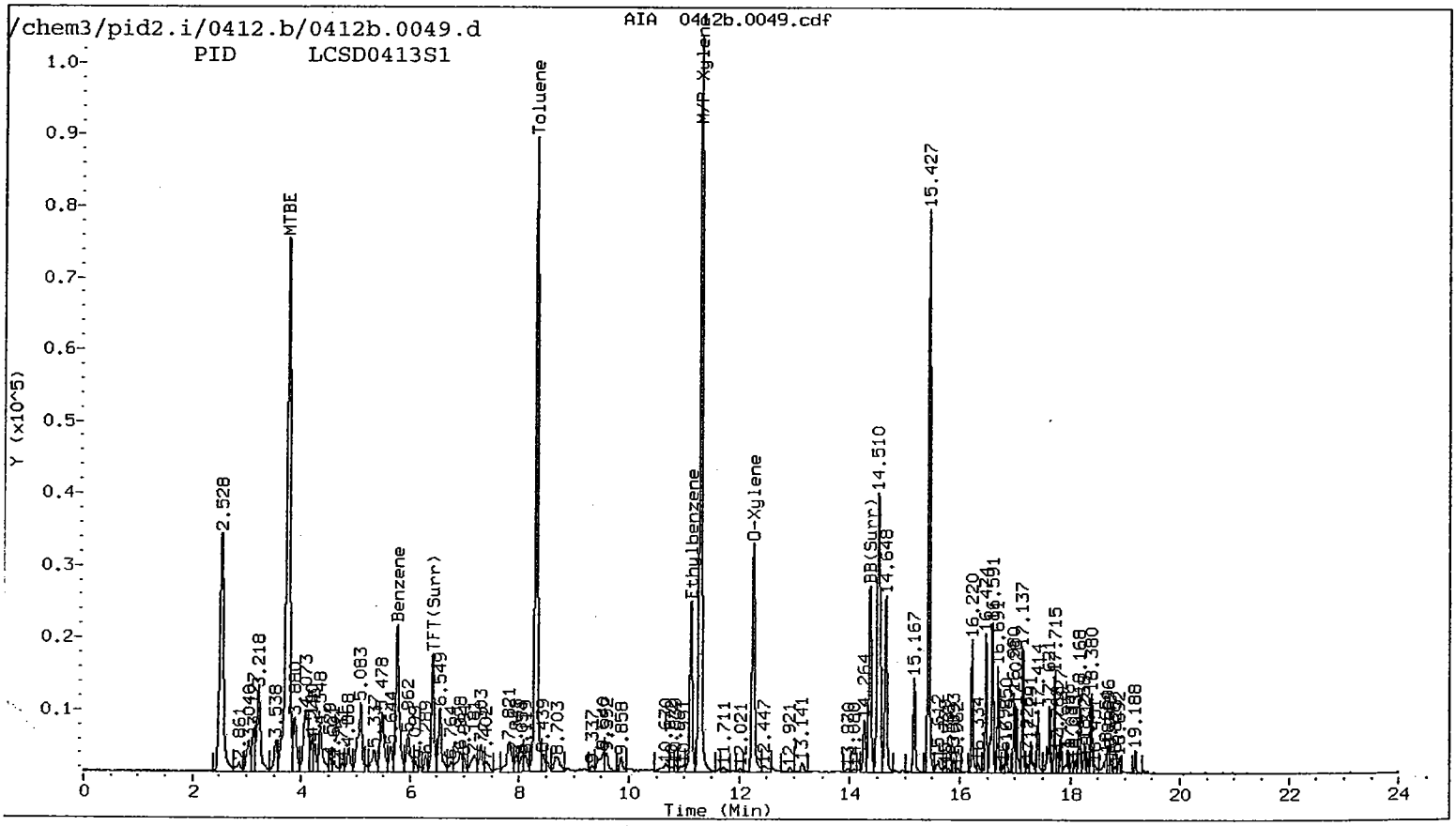
/chem3/pid2.i/0412.b/0412b.0049.d
AIA 0412b.0049.cdf
PID LCSD0413S1
Y (x10^5)
Time (Min)
2.528
MTBE
Benzene
TFT(Surr)
Toluene
Ethylbenzene
M/P Xylene
O-Xylene
BB(Surr)
14.510
14.648
15.167
15.427
16.220
19.188

ANALYTICAL RESOURCES INCORPORATED

SOIL TPHg SYSTEM MONITORING COMPOUND SUMMARY

Matrix: Soil

QC Report No: GM58

LIMS ID	Lab ID	Client ID	TFT	BB	TOT OUT
04-5065MB	040704MBS	Method Blank	110%	106%	0
04-5065LC	040704LCS	Lab Control	98%	103%	0
04-5065LCD	040704LCDS	LCDuplicate	103%	110%	0
04-5065	GM58M	MW-111,2-3	80%	81%	0
04-5066	GM58N	MW-111,4-5	99%	96%	0
04-5068MB	041204MBS	Method Blank	101%	105%	0
04-5068LC	041204LCS	Lab Control	103%	106%	0
04-5068LCD	041204LCDS	LCDuplicate	101%	108%	0
04-5068	GM58P	LSB-5,7-8	63%	40*	1
04-5069MB	041304MBS	Method Blank	115%	106%	0
04-5069LC	041304LCS	Lab Control	112%	111%	0
04-5069LCD	041304LCDS	LCDuplicate	109%	111%	0
04-5069	GM58Q	LSB-5,9-10	80%	70%	0
04-5070	GM58R	LSB-5,10-11	71%	65%	0
04-5071	GM58S	LSB-5,14-15	23%*	19*	2
04-5071	GM58S-MS	LSB-5,14-15	25%*	20*	2
04-5071	GM58S-MSD	LSB-5,14-15	23%*	20*	2
04-5075	GM58W	Trip Blank	96%	100%	0

	MB/LCS QC LIMITS	SAMPLE QC LIMITS
(TFT) = Trifluorotoluene	(74-127)	(61-132)
(BB) = Bromobenzene	(74-123)	(52-141)

Limits Updated - 07/01/02

\# Column to be used to flag recovery values

D System Monitoring Compound diluted out

FORM-II TPHg

ANALYTICAL RESOURCES INCORPORATED

ORGANICS ANALYSIS DATA SHEET
TOTAL DIESEL RANGE HYDROCARBONS
NWTPHD by GC/FID-Silica and Acid Cleaned
Page 1 of 3
Matrix: Soil

QC Report No: GM58-Landau Associates
Project: POA Uplands Investig
529009.311

Data Release Authorized:
Reported: 05/11/04

ARI ID	Sample ID	Extraction Date	Analysis Date	DL	Range	Result mg/kg
MB-041204 04-5057	Method Blank	04/12/04	04/15/04	1.0	Diesel Motor Oil HC ID o-Terphenyl	< 5.0 U < 10 U --- 105%
GM58E 04-5057	MW-105,6-7	04/12/04	04/15/04	1.0	Diesel **Motor Oil** HC ID o-Terphenyl	< 7.4 U **18** RRO 93.3%
GM58F 04-5058	MW-105,7-8	04/12/04	04/15/04	1.0	**Diesel** **Motor Oil** HC ID o-Terphenyl	**30** **53** DRO/RRO 78.2%
GM58G 04-5059	MW-105,8-9	04/12/04	04/15/04	1.0	**Diesel** **Motor Oil** HC ID o-Terphenyl	**7.0** **29** DRO/RRO 82.4%
GM58H 04-5060	MW-105,15-16	04/12/04	04/16/04	1.0	Diesel Motor Oil HC ID o-Terphenyl	< 5.0 U < 10 U --- 86.7%
GM58H DP 04-5060	MW-105,15-16	04/12/04	04/16/04	1.0	Diesel Motor Oil HC ID o-Terphenyl	< 5.0 U < 10 U --- 76.0%
GM58I 04-5061	MW-106,4-5	04/12/04	04/16/04	1.0	**Diesel** **Motor Oil** HC ID o-Terphenyl	**8.3** **31** DRO/RRO 84.9%
GM58J 04-5062	MW-106,7-8	04/12/04	04/16/04	10	**Diesel** **Motor Oil** HC ID o-Terphenyl	**1600** **7500** DRO/RRO 68.2%
GM58K 04-5063	MW-106,9-10	04/12/04	04/16/04	1.0	**Diesel** **Motor Oil** HC ID o-Terphenyl	**320** **850** DRO/RRO 72.4%

ANALYTICAL RESOURCES INCORPORATED

ORGANICS ANALYSIS DATA SHEET
TOTAL DIESEL RANGE HYDROCARBONS
NWTPHD by GC/FID-Silica and Acid Cleaned

Matrix: Soil

QC Report No: GM58-Landau Associates
Project: POA Uplands Investig
529009.311

Data Release Authorized:
Reported: 05/11/04

ARI ID	Sample ID	Extraction Date	Analysis Date	DL	Range	Result mg/kg
GM58L	MW-106,14-15	04/12/04	04/16/04	1.0	**Diesel**	**260**
04-5064					**Motor Oil**	**670**
					HC ID	DRO/RRO
					o-Terphenyl	72.7%
GM58M	MW-111,2-3	04/12/04	04/16/04	1.0	**Diesel**	**13**
04-5065					**Motor Oil**	**84**
					HC ID	DRO/RRO
					o-Terphenyl	78.0%
GM58N	MW-111,4-5	04/12/04	04/16/04	1.0	Diesel	< 5.0 U
04-5066					**Motor Oil**	**15**
					HC ID	RRO
					o-Terphenyl	75.8%
GM58O	LSB-5,4-5	04/12/04	04/16/04	1.0	Diesel	< 5.0 U
04-5067					**Motor Oil**	**14**
					HC ID	RRO
					o-Terphenyl	65.6%
GM58P	LSB-5,7-8	04/12/04	04/16/04	1.0	**Diesel**	**8.3**
04-5068					**Motor Oil**	**32**
					HC ID	DRO/RRO
					o-Terphenyl	58.2%
GM58Q	LSB-5,9-10	04/12/04	04/16/04	1.0	**Diesel**	**9.0**
04-5069					**Motor Oil**	**13**
					HC ID	DRO/RRO
					o-Terphenyl	63.6%
GM58R	LSB-5,10-11	04/12/04	04/16/04	1.0	**Diesel**	**1300**
04-5070					**Motor Oil**	**1900**
					HC ID	DRO/RRO
					o-Terphenyl	85.6%
GM58S	LSB-5,14-15	04/12/04	04/16/04	5.0	**Diesel**	**1700**
04-5071					**Motor Oil**	**4200**
					HC ID	DRO/RRO
					o-Terphenyl	78.2%

ANALYTICAL RESOURCES INCORPORATED

ORGANICS ANALYSIS DATA SHEET
TOTAL DIESEL RANGE HYDROCARBONS
NWTPHD by GC/FID-Silica and Acid Cleaned

Matrix: Soil

QC Report No: GM58-Landau Associates
Project: POA Uplands Investig
529009.311

Data Release Authorized:
Reported: 05/11/04

ARI ID	Sample ID	Extraction Date	Analysis Date	DL	Range	Result mg/kg
MB-042204 04-5072	Method Blank	04/22/04	04/28/04	1.0	Diesel	< 5.0 U
					Motor Oil	< 10 U
					HC ID	---
					o-Terphenyl	94.7%
GM58T 04-5072	LSB-6,4-5	04/12/04	04/16/04	1.0	Diesel	< 5.0 U
					Motor Oil	< 10 U
					HC ID	---
					o-Terphenyl	34.9%
GM58T RE 04-5072	LSB-6,4-5	04/22/04	04/28/04	1.0	Diesel	< 5.0 U
					Motor Oil	< 10 U
					HC ID	---
					o-Terphenyl	70.7%
GM58U 04-5073	LSB-6,6-7	04/12/04	04/16/04	1.0	**Diesel**	**14**
					Motor Oil	**72**
					HC ID	DRO/RRO
					o-Terphenyl	27.6%
GM58U RE 04-5073	LSB-6,6-7	04/22/04	04/28/04	1.0	**Diesel**	**43**
					Motor Oil	**340**
					HC ID	DRO/RRO
					o-Terphenyl	72.2%
GM58V 04-5074	LSB-6,14-15	04/12/04	04/16/04	1.0	**Diesel**	**98**
					Motor Oil	**670**
					HC ID	DRO/RRO
					o-Terphenyl	60.4%

Diesel quantitation on total peaks in the range from C12 to C24.
Motor Oil quantitation on total peaks in the range from C24 to C38.
HC ID: DRO/RRO indicate results of organics or additional hydrocarbons in ranges are not identifiable.

Analytical Resources Inc.
TPH Quantitation Report

Data file: /chem3/fid3a.i/20040415.b/0415a033.d
Method: /chem3/fid3a.i/20040415.b/acidsiltphfid3a.m
Instrument: fid3a.i
Operator: LJR
Report Date: 04/16/2004
Macro: 13-MAR-2004
Calibration Dates: Gas:31-DEC-2003 Diesel:09-APR-2004 M.Oil:19-MAR-2004

ARI ID: GM58MBS1
Client ID:
Injection: 15-APR-2004 21:59

Dilution Factor: 1

SY 4/19/04

FID:3A RESULTS

Compound	RT	Shift	Height	Area	Range	Total Area	Conc
Toluene	1.591	-0.009	15095	13413	GAS (Tol-C12)	47851	0
C8	1.901	-0.005	143	165	DIESEL (C12-C24)	251568	18
C10	3.278	0.001	666	632	M.OIL (C24-C38)	165498	20*
C12	4.040	0.008	230	193			
C14	4.601	0.005	549	750			
C16	5.114	-0.002	2508	2421			
C18	5.613	-0.001	3635	2251			
C20	6.097	0.011	4029	3905			
C22	6.571	0.027	3126	3572			
C24	7.003	0.003	758	1173			
C25	7.260	0.035	5019	8108			
C26	7.488	0.039	1793	1956			
C28	7.935	0.048	1814	2335			
C32	8.760	0.036	1379	1243			
C34	9.140	-0.020	1179	2519			
Filter Peak	9.680	0.465	152448	142962			
C36	9.680	0.025	153371.0	147859	o-Terph Surrogate Rec = 105.1%		(838177)
C38	10.201	0.054	932.0	1645	Triacon Surrogate Rec = 115.2%		(846083)
C40	10.719	0.043	783	1443			
o-terph	5.775	0.007	1146627	838177			
Triacon Surr	8.397	0.075	804983	846083			

* Indicates Filter Peak subtracted

Range Times: NW Diesel(4.032 - 7.000) AK102(3.28 - 7.23) Jet A(3.28 - 5.61)
NW M.Oil(7.00 - 10.15) AK103(7.23 - 10.15) OR Diesel(3.28 - 7.89)

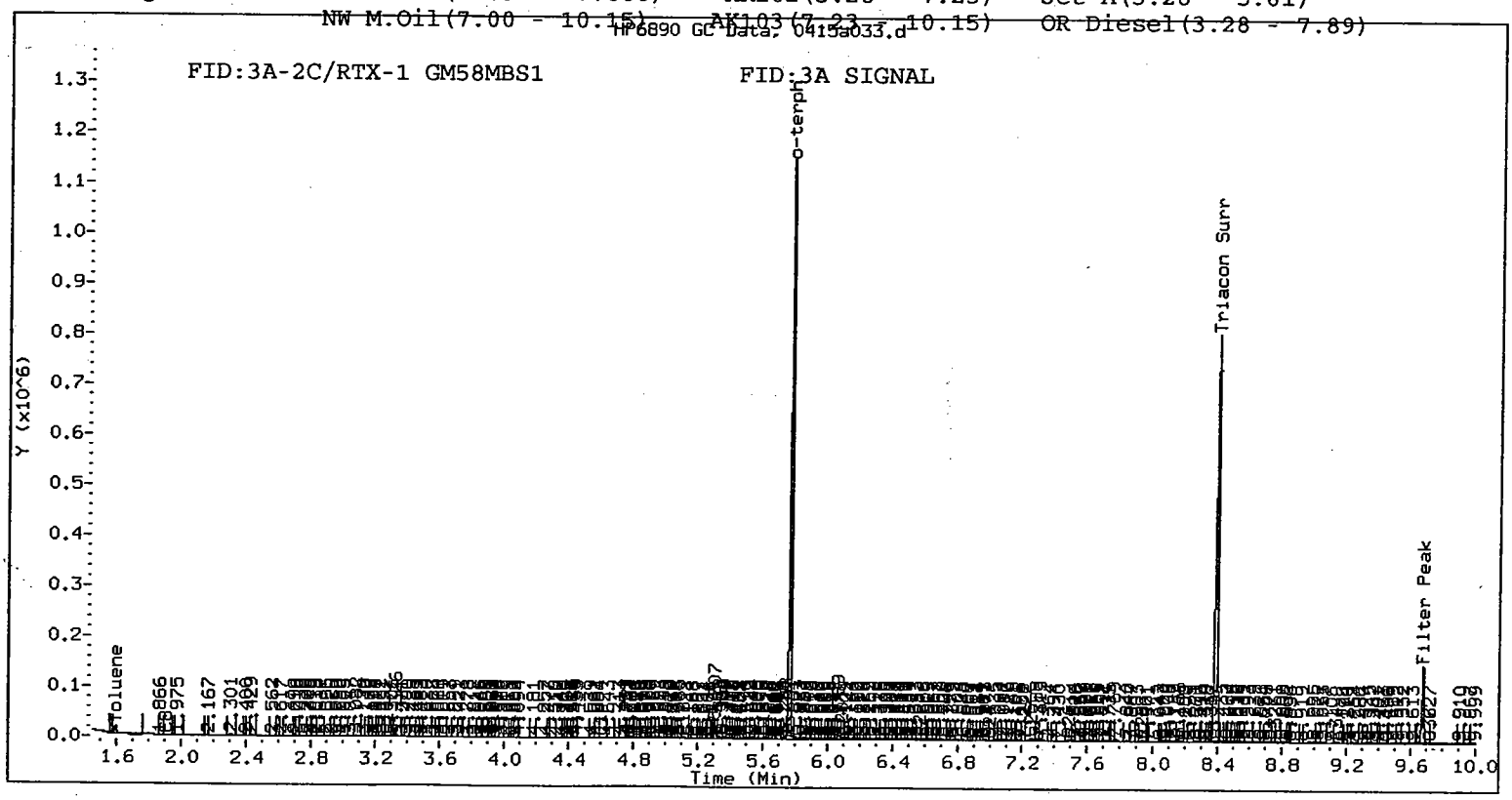

Analytical Resources Inc.
TPH Quantitation Report

Data file: /chem3/fid3a.i/20040415.b/0415a035.d
Method: /chem3/fid3a.i/20040415.b/acidsiltphfid3a.m
Instrument: fid3a.i
Operator: LJR
Report Date: 04/16/2004
Macro: 13-MAR-2004
Calibration Dates: Gas:31-DEC-2003 Diesel:09-APR-2004 M.Oil:19-MAR-2004

ARI ID: GM58E
Client ID:
Injection: 15-APR-2004 22:37

Dilution Factor: 1

FID:3A RESULTS

Compound	RT	Shift	Height	Area
Toluene	1.595	-0.005	11759	11774
C8	----			
C10	3.307	0.030	210	170
C12	4.051	0.019	343	318
C14	4.600	0.004	738	1035
C16	5.114	-0.002	2512	2522
C18	5.609	-0.005	3313	2026
C20	6.101	0.015	4617	4769
C22	6.559	0.015	2892	4874
C24	7.023	0.023	4126	5004
C25	7.241	0.015	2453	2603
C26	7.490	0.040	2261	3174
C28	7.917	0.030	3874	7466
C32	8.727	0.003	2740	3983
C34	9.136	-0.023	2574	6738
Filter Peak	9.582	0.367	145954	147684
C36	9.666	0.011	1451.0	2734
C38	10.128	-0.019	1707.0	1494
C40	----			
o-terph	5.767	-0.001	1098855	744964
Triacon Surr	8.317	-0.005	807720	763608

Range	Total Area	Conc
GAS (Tol-C12)	33140	0
DIESEL (C12-C24)	310204	22
M.OIL (C24-C38)	489612	59*

o-Terph Surrogate Rec = 93.5% (744964)
Triacon Surrogate Rec = 103.9% (763608)

* Indicates Filter Peak subtracted

Range Times: NW Diesel(4.032 - 7.000) AK102(3.28 - 7.23) Jet A(3.28 - 5.61)
NW M.Oil(7.00 - 10.15) AK103(7.23 - 10.15) OR Diesel(3.28 - 7.89)

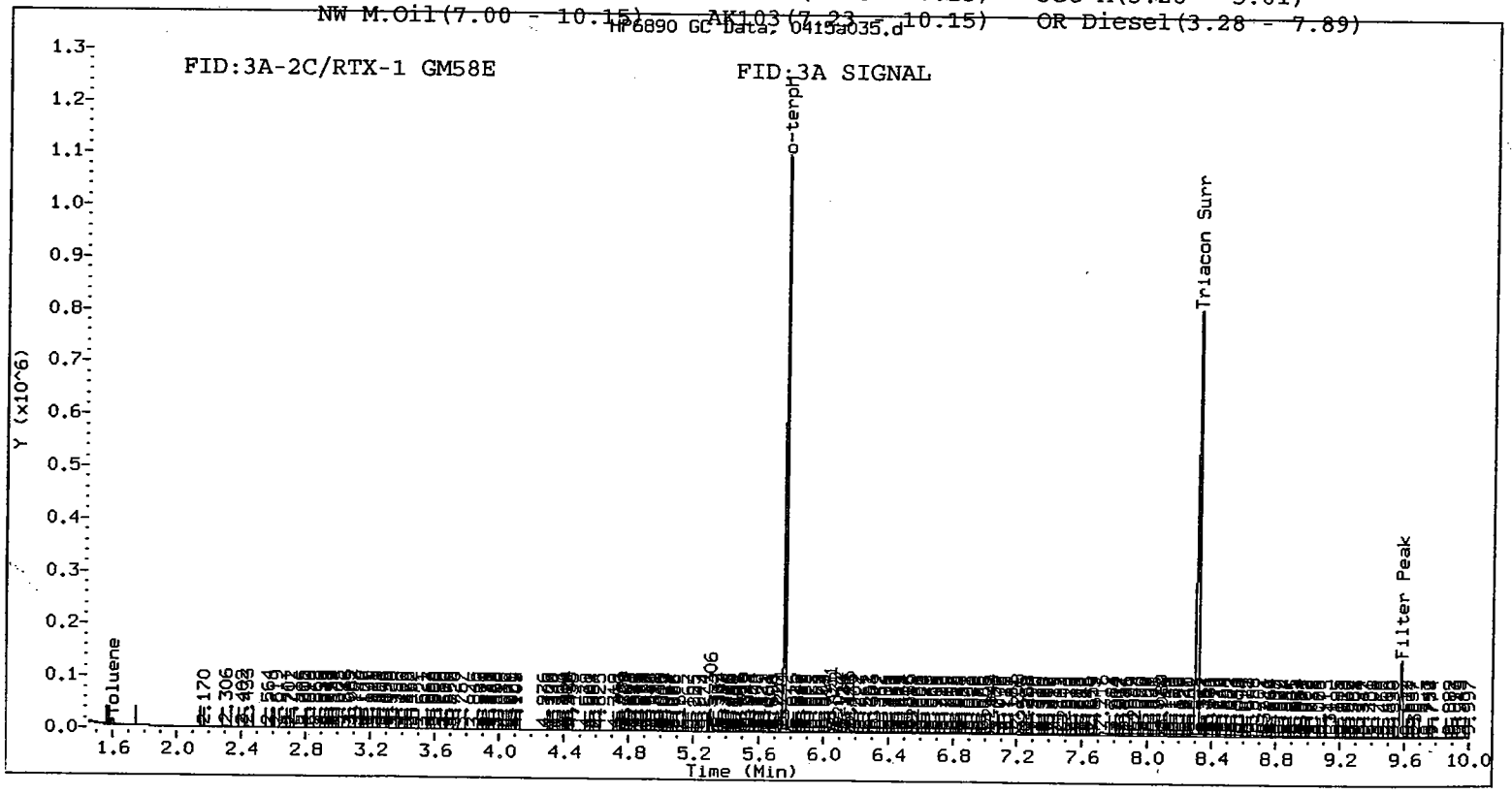

Analytical Resources Inc.
TPH Quantitation Report

Data file: /chem3/fid3a.i/20040415.b/0415a038.d
Method: /chem3/fid3a.i/20040415.b/acidsiltphfid3a.m
Instrument: fid3a.i
Operator: LJR
Report Date: 04/16/2004
Macro: 13-MAR-2004
Calibration Dates: Gas:31-DEC-2003 Diesel:09-APR-2004 M.Oil:19-MAR-2004

ARI ID: GM58F
Client ID:
Injection: 15-APR-2004 23:35

Dilution Factor: 1

4/19/04

FID:3A RESULTS

Compound	RT	Shift	Height	Area	Range	Total Area	Conc
Toluene	1.591	-0.009	13059	19733	GAS (Tol-C12)	75330	0
C8	1.901	-0.005	1150	825	DIESEL (C12-C24)	870185	61
C10	3.277	0.001	782	709	M.OIL (C24-C38)	906557	109*
C12	4.052	0.019	713	907			
C14	4.596	0.000	1394	2683			
C16	5.113	-0.003	3768	3515			
C18	5.609	-0.005	4439	2828			
C20	6.101	0.015	5315	6073			
C22	6.560	0.016	5264	6074			
C24	7.021	0.021	4280	6526			
C25	7.249	0.024	9469	10997			
C26	7.477	0.027	4507	7290			
C28	7.931	0.044	5321	6593			
C32	8.766	0.042	2526	2473			
C34	9.135	-0.024	1457	4510			
Filter Peak	9.586	0.371	195076	205506			
C36	----				o-Terph Surrogate Rec = 78%		(623680)
C38	10.137	-0.010	940.0	1358	Triacon Surrogate Rec = 87.4%		(642227)
C40	----						
o-terph	5.766	-0.002	973314	623680			
Triacon Surr	8.315	-0.008	700474	642227			

D K

* Indicates Filter Peak subtracted

Range Times: NW Diesel(4.032 - 7.000) AK102(3.28 - 7.23) Jet A(3.28 - 5.61)
NW M.Oil(7.00 - 10.15) AK103(7.23 - 10.15) OR Diesel(3.28 - 7.89)

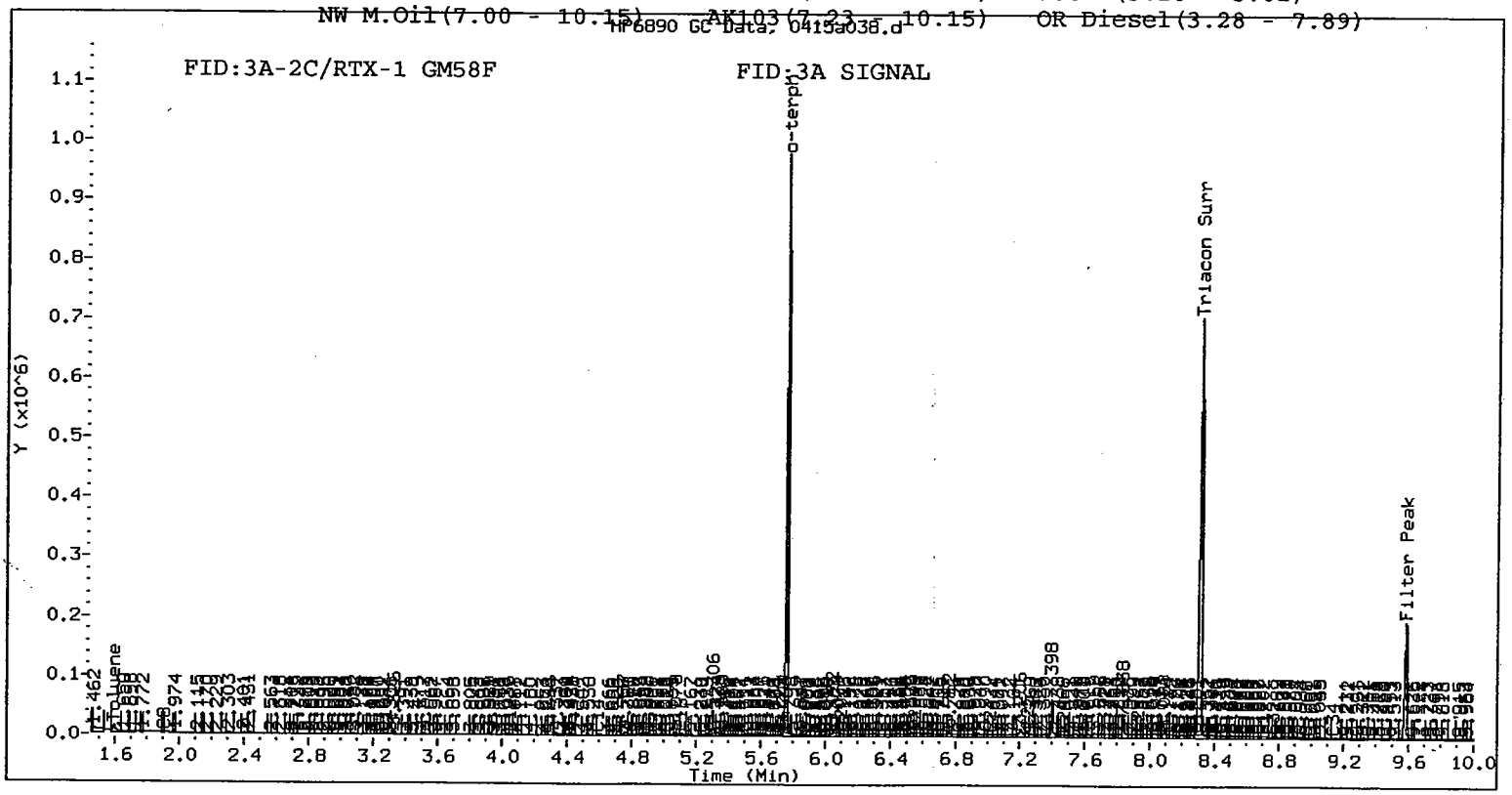

Analytical Resources Inc.
TPH Quantitation Report

Data file: /chem3/fid3a.i/20040415.b/0415a039.d
Method: /chem3/fid3a.i/20040415.b/acidsiltphfid3a.m
Instrument: fid3a.i
Operator: LJR
Report Date: 04/16/2004
Macro: 13-MAR-2004
Calibration Dates: Gas:31-DEC-2003 Diesel:09-APR-2004 M.Oil:19-MAR-2004

ARI ID: GM58G
Client ID:
Injection: 15-APR-2004 23:54

Dilution Factor: 1

4/19/04

FID:3A RESULTS

Compound	RT	Shift	Height	Area	Range	Total Area	Conc
Toluene	1.589	-0.011	10284	9128	GAS (Tol-C12)	41528	0
C8	1.904	-0.002	271	535	DIESEL (C12-C24)	367435	26
C10	3.276	-0.001	548	529	M.OIL (C24-C38)	903623	109*
C12	4.067	0.035	316	469			
C14	4.601	0.005	384	607			
C16	5.113	-0.003	1539	1615			
C18	5.609	-0.005	2212	1458			
C20	6.100	0.014	3623	3424			
C22	6.560	0.016	2491	2726			
C24	7.019	0.019	3175	4310			
C25	7.250	0.024	14151	13041			
C26	7.476	0.026	4505	5816			
C28	7.918	0.031	6343	10936			
C32	8.727	0.003	4225	3823			
C34	9.148	-0.011	2970	4760			
Filter Peak	9.576	0.361	117657	110717			
C36	9.667	0.011	2427.0	4238	o-Terph Surrogate Rec = 82.4%		(656838)
C38	10.124	-0.023	2449.0	5970	Triacon Surrogate Rec = 92.1%		(676990)
C40	10.653	-0.023	1212	2907			
o-terph	5.766	-0.002	993382	656838			
Triacon Surr	8.315	-0.007	737493	676990			

* Indicates Filter Peak subtracted

Range Times: NW Diesel(4.032 - 7.000) AK102(3.28 - 7.23) Jet A(3.28 - 5.61)
NW M.Oil(7.00 - 10.15) AK103(7.23 - 10.15) OR Diesel(3.28 - 7.89)

HP6890 GC Data: 0415a039.d

FID:3A-2C/RTX-1 GM58G

FID:3A SIGNAL

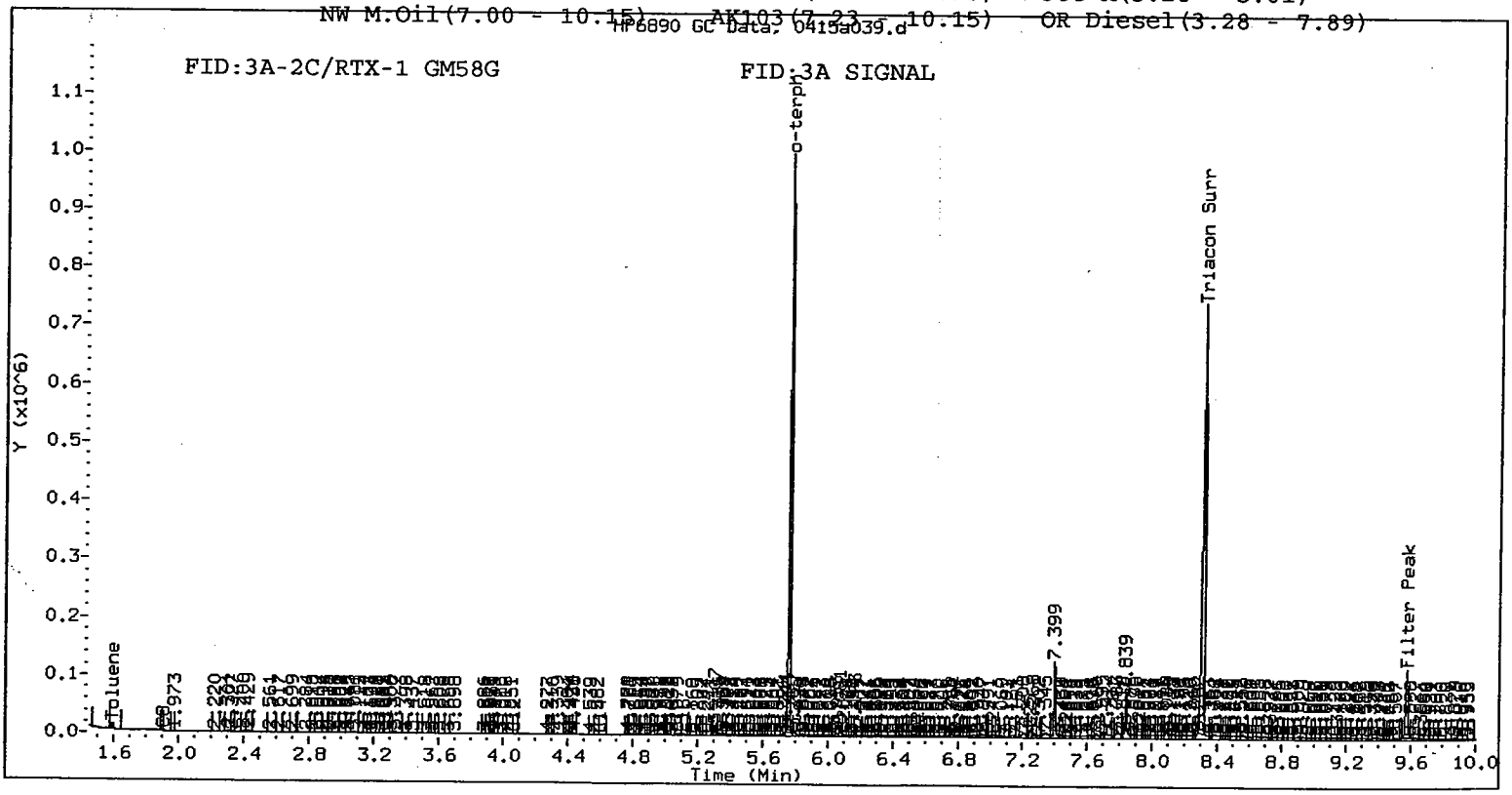

Analytical Resources Inc.
TPH Quantitation Report

Data file: /chem3/fid3a.i/20040415.b/0415a040.d
Method: /chem3/fid3a.i/20040415.b/acidsiltphfid3a.m
Instrument: fid3a.i
Operator: LJR
Report Date: 04/16/2004
Macro: 13-MAR-2004
Calibration Dates: Gas:31-DEC-2003 Diesel:09-APR-2004 M.Oil:19-MAR-2004

ARI ID: GM58H
Client ID:
Injection: 16-APR-2004 00:13

Dilution Factor: 1

GV 4/19/04

FID:3A RESULTS

Compound	RT	Shift	Height	Area
Toluene	1.596	-0.004	11965	11280
C8	1.907	0.002	252	190
C10	3.306	0.029	405	332
C12	4.052	0.019	322	1071
C14	4.597	0.001	662	898
C16	5.113	-0.003	2783	2530
C18	5.610	-0.004	3441	2130
C20	6.102	0.016	3790	3636
C22	6.563	0.019	2561	5850
C24	7.021	0.021	1539	2181
C25	7.243	0.017	2615	3034
C26	7.477	0.027	1748	1874
C28	7.919	0.032	2283	5729
C32	8.761	0.037	1592	2279
C34	9.135	-0.025	740	1170
Filter Peak	9.583	0.368	146615	144429
C36	9.623	-0.033	1084.0	8069
C38	10.157	0.010	684.0	8980
C40	10.637	-0.039	494	10604
o-terph	5.768	0.000	1032270	690798
Triacon Surr	8.317	-0.005	773599	736655

Range	Total Area	Conc
GAS (Tol-C12)	44076	0
DIESEL (C12-C24)	304299	21 LDL
M.OIL (C24-C38)	351343	42*U

o-Terph Surrogate Rec = 86.7% (690798)
Triacon Surrogate Rec = 100.3% (736655)

* Indicates Filter Peak subtracted

Range Times: NW Diesel(4.032 - 7.000) AK102(3.28 - 7.23) Jet A(3.28 - 5.61)
NW M.Oil(7.00 - 10.15) AK103(7.23 - 10.15) OR Diesel(3.28 - 7.89)

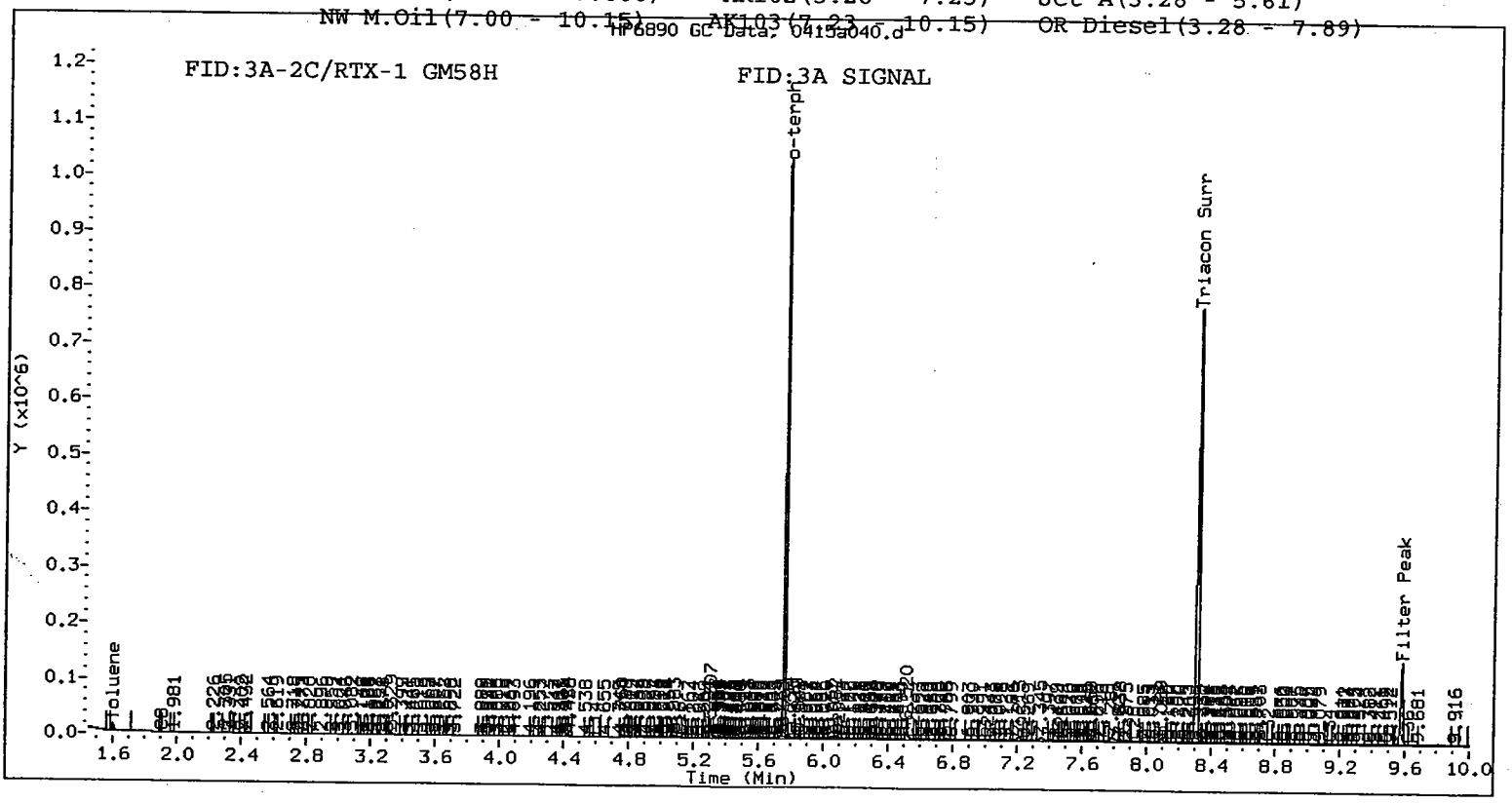

Analytical Resources Inc.
TPH Quantitation Report

Data file: /chem3/fid3a.i/20040415.b/0415a045.d
Method: /chem3/fid3a.i/20040415.b/acidsiltphfid3a.m
Instrument: fid3a.i
Operator: LJR
Report Date: 04/16/2004
Macro: 13-MAR-2004
Calibration Dates: Gas:31-DEC-2003 Diesel:09-APR-2004 M.Oil:19-MAR-2004

ARI ID: GM58HDUP
Client ID:
Injection: 16-APR-2004 01:49

Dilution Factor: 1

FID:3A RESULTS

Compound	RT	Shift	Height	Area	Range	Total Area	Conc
Toluene	1.594	-0.006	14531	11711	GAS (Tol-C12)	46780	0
C8	1.905	0.000	157	143	DIESEL (C12-C24)	312671	22
C10	3.305	0.029	447	376	M.OIL (C24-C38)	267165	32*
C12	4.038	0.005	407	403			
C14	4.597	0.001	760	1018			
C16	5.113	-0.003	2804	2546			
C18	5.610	-0.004	2710	1644			
C20	6.107	0.021	3404	3619			
C22	6.528	-0.016	51012	40509			
C24	7.030	0.030	1715	2318			
C25	7.256	0.030	3452	4795			
C26	7.482	0.033	1493	2369			
C28	7.920	0.033	1455	3859			
C32	8.731	0.007	2582	4031			
C34	9.168	0.008	985	1840			
Filter Peak	9.614	0.399	156222	156438			
C36	9.614	-0.041	157028.0	162883	o-Terph Surrogate Rec = 76.0%		(606069)
C38	10.180	0.033	653.0	1909	Triacon Surrogate Rec = 86.5%		(635728)
C40	----						
o-terph	5.767	-0.001	946776	606069			
Triacon Surr	8.330	0.008	681754	635728			

* Indicates Filter Peak subtracted

Range Times: NW Diesel(4.032 - 7.000) AK102(3.28 - 7.23) Jet A(3.28 - 5.61)
NW M.Oil(7.00 - 10.15) AK103(7.23 - 10.15) OR Diesel(3.28 - 7.89)

HP6890 GC Data: 0415a045.d

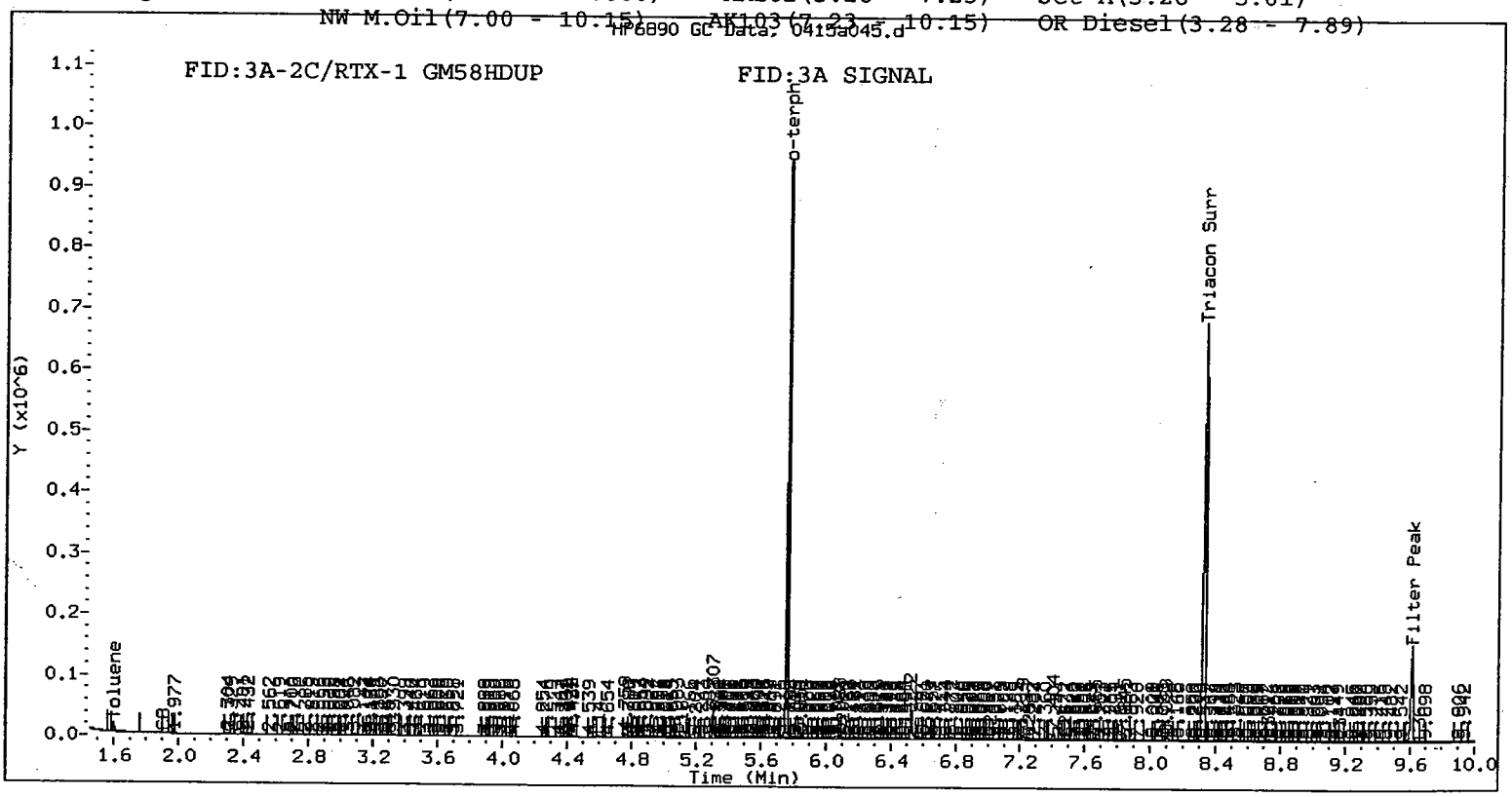

Analytical Resources Inc.
TPH Quantitation Report

Data file: /chem3/fid3a.i/20040415.b/0415a046.d
Method: /chem3/fid3a.i/20040415.b/acidsiltphfid3a.m
Instrument: fid3a.i
Operator: LJR
Report Date: 04/16/2004
Macro: 13-MAR-2004
Calibration Dates: Gas:31-DEC-2003 Diesel:09-APR-2004 M.Oil:19-MAR-2004

ARI ID: GM58I
Client ID:
Injection: 16-APR-2004 02:08

Dilution Factor: 1

FID:3A RESULTS

Compound	RT	Shift	Height	Area
Toluene	1.592	-0.008	14460	10559
C8	1.902	-0.004	1179	2325
C10	3.277	0.001	548	522
C12	4.054	0.022	251	456
C14	4.598	0.002	1189	2113
C16	5.113	-0.003	3807	4739
C18	5.611	-0.003	5080	3398
C20	6.108	0.022	6878	7202
C22	6.569	0.026	7631	12190
C24	7.022	0.022	8928	13309
C25	7.249	0.023	8803	11688
C26	7.472	0.022	9211	13547
C28	7.923	0.037	14708	27105
C32	8.753	0.030	10149	7358
C34	9.142	-0.018	6690	3719
Filter Peak	9.617	0.403	245735	272668
C36	9.660	0.005	6479.0	11738
C38	10.149	0.002	4965.0	12721
C40	10.682	0.006	2070	4077
o-terph	5.768	0.000	1018572	676486
Triacon Surr	8.330	0.008	725582	690611

Range	Total Area	Conc
GAS (Tol-C12)	68093	0
DIESEL (C12-C24)	873449	61
M.OIL (C24-C38)	1884556	227*

o-Terph Surrogate Rec = 84.9% (676486)
Triacon Surrogate Rec = 94.0% (690611)

* Indicates Filter Peak subtracted

Range Times: NW Diesel(4.032 - 7.000) AK102(3.28 - 7.23) Jet A(3.28 - 5.61)
NW M.Oil(7.00 - 10.15) AK103(7.23 - 10.15) OR Diesel(3.28 - 7.89)

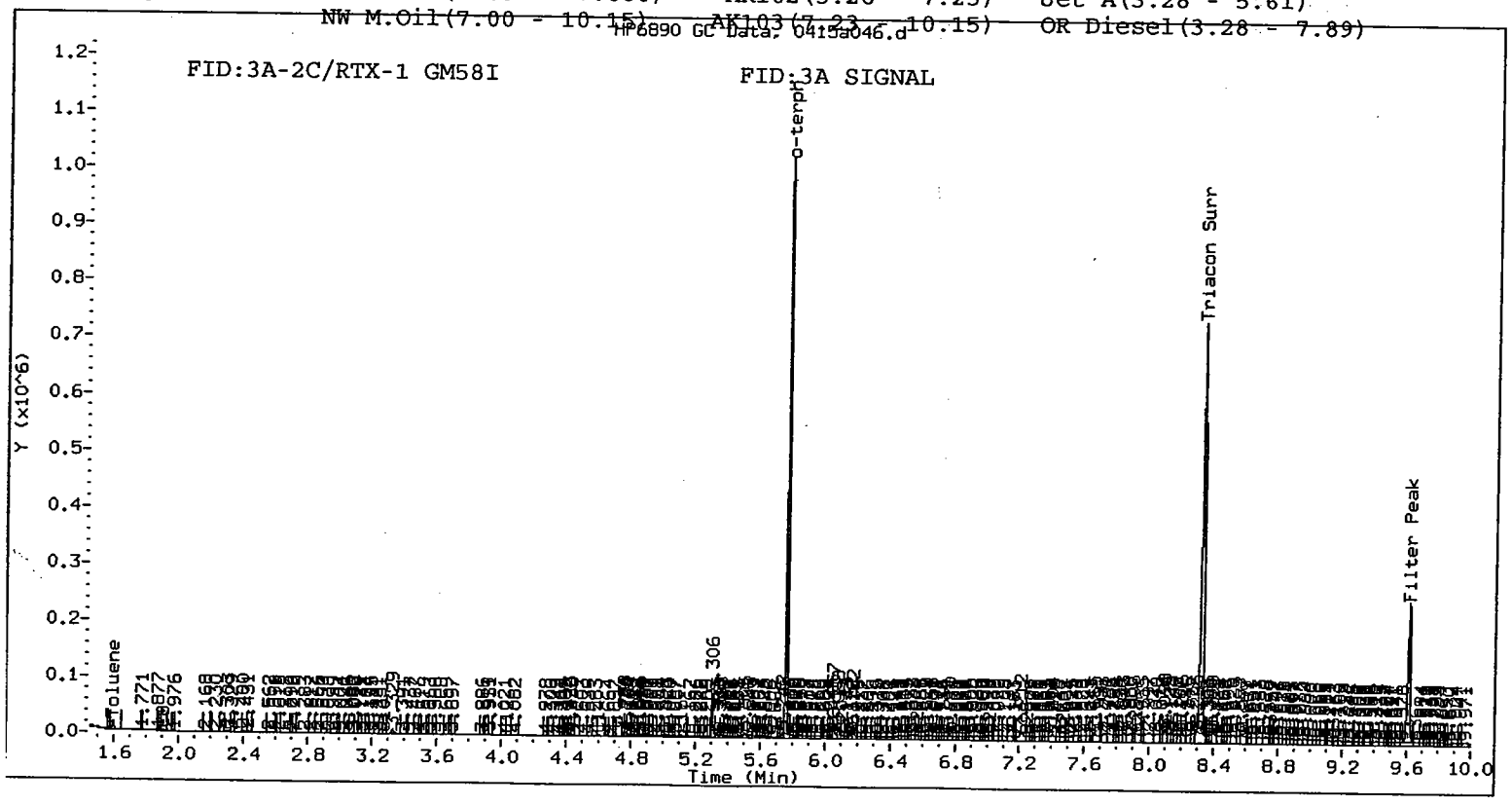

Analytical Resources Inc.
TPH Quantitation Report

Data file: /chem3/fid3a.i/20040416.b/0416a010.d
Method: /chem3/fid3a.i/20040416.b/acidsiltphfid3a.m
Instrument: fid3a.i
Operator: ESJ
Report Date: 04/19/2004
Macro: 13-MAR-2004
Calibration Dates: Gas:31-DEC-2003 Diesel:09-APR-2004 M.Oil:19-MAR-2004

ARI ID: GM58J
Client ID:
Injection: 16-APR-2004 21:09

Dilution Factor: 10

9J 4/19/04

FID:3A RESULTS

Compound	RT	Shift	Height	Area
Toluene	1.593	-0.002	4426	28248
C8	1.905	0.003	1299	898
C10	3.278	0.001	204	338
C12	----			
C14	4.604	0.009	424	643
C16	5.113	-0.003	3526	6041
C18	5.618	0.004	20365	10422
C20	6.099	0.014	53759	63614
C22	6.537	-0.005	80723	72383
C24	6.989	-0.009	101383	94000
C25	7.227	0.003	111007	75478
C26	7.439	-0.009	118170	219972
C28	7.907	0.012	120655	57060
C32	9.002	-0.014	63490	71357
C34	9.577	-0.003	50107	97647
Filter Peak	----			
C36	10.120	-0.004	29287.0	9271
C38	10.645	0.006	16773.0	10266
C40	11.195	0.014	6110	11922
o-terph	5.760	-0.008	107661	54380
Triacon Surr	8.464	0.010	70376	56841

Range	Total Area	Conc
GAS (Tol-C12)	46066	0
DIESEL (C12-C24)	6121747	429
M.OIL (C24-C38)	16623366	2002*

o-Terph Surrogate Rec = 68.2% (54380)
Triacon Surrogate Rec = 77.4% (56841)

D/R

* Indicates Filter Peak subtracted

Range Times: NW Diesel(4.032 - 6.999) AK102(3.28 - 7.22) Jet A(3.28 - 5.61)
NW M.Oil(7.00 - 10.64) AK103(7.22 - 10.64) OR Diesel(3.28 - 7.90)

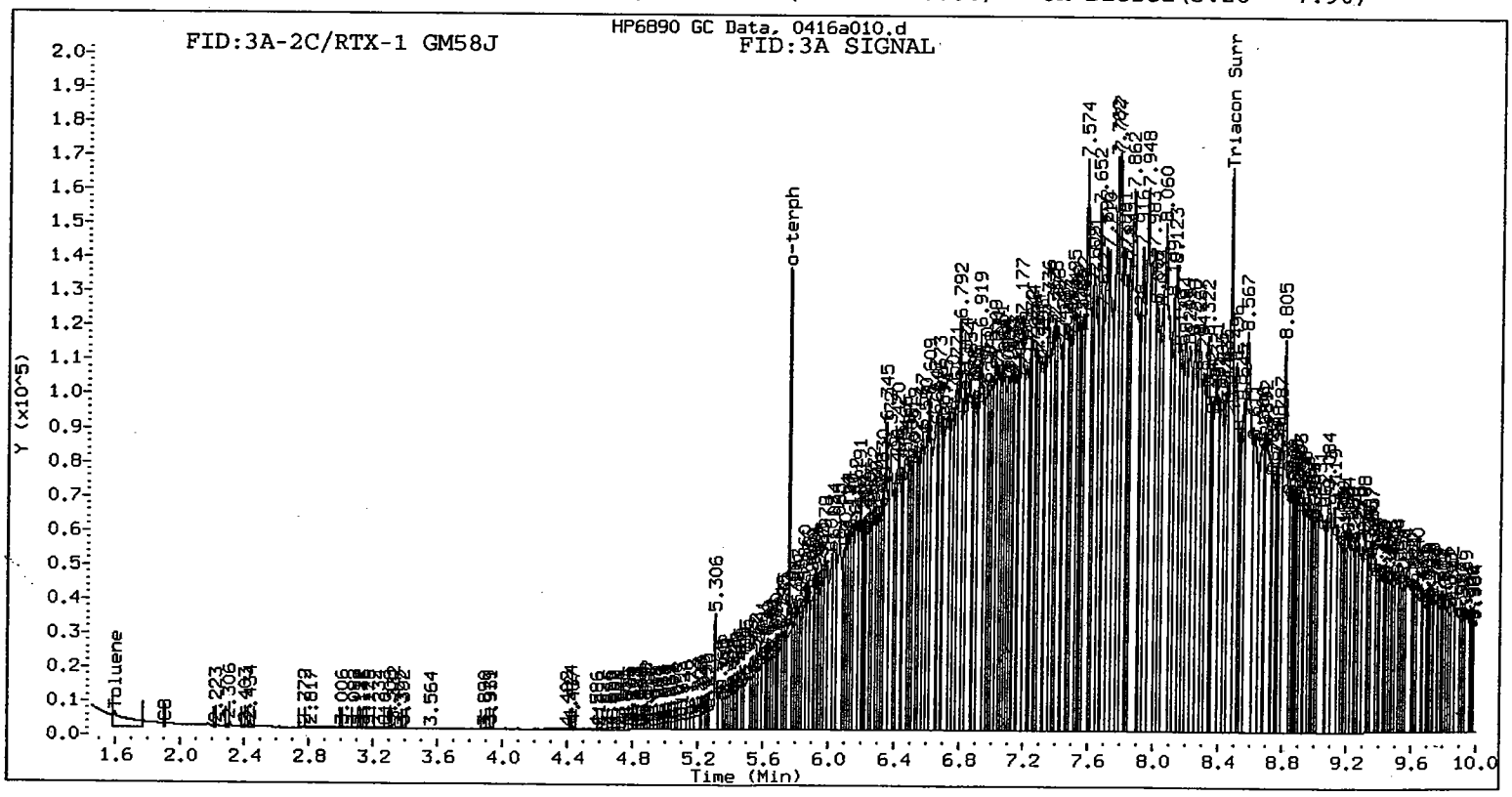

Analytical Resources Inc.
TPH Quantitation Report

Data file: /chem3/fid3a.i/20040415.b/0415a048.d
Method: /chem3/fid3a.i/20040415.b/acidsiltphfid3a.m
Instrument: fid3a.i
Operator: LJR
Report Date: 04/16/2004
Macro: 13-MAR-2004
Calibration Dates: Gas:31-DEC-2003 Diesel:09-APR-2004 M.Oil:19-MAR-2004

ARI ID: GM58K
Client ID:
Injection: 16-APR-2004 02:46

Dilution Factor: 1

4/19/04

FID:3A RESULTS

Compound	RT	Shift	Height	Area	Range	Total Area	Conc
Toluene	1.596	-0.004	10585	9840	GAS (Tol-C12)	172252	1
C8	1.908	0.002	168	198	DIESEL (C12-C24)	11221030	786
C10	3.278	0.002	601	737	M.OIL (C24-C38)	17495194	2107*
C12	4.062	0.029	264	360			
C14	4.595	-0.001	1237	1960			
C16	5.141	0.025	10662	9899			
C18	5.620	0.006	50707	21049			
C20	6.095	0.009	418157	401953			
C22	6.552	0.008	134585	213817			
C24	7.015	0.014	132796	171336			
C25	7.255	0.030	126971	169685			
C26	7.479	0.029	133932	177999			
C28	7.919	0.032	200093	295930			
C32	8.738	0.014	86235	97408			
C34	9.146	-0.013	48659	15390			
Filter Peak	9.616	0.402	162051	158808			
C36	9.654	-0.002	32165.0	13424	o-Terph Surrogate Rec = 72.4%		(577501)
C38	10.171	0.024	18684.0	25656	Triacon Surrogate Rec = 86.7%		(637245)
C40	10.685	0.009	7665	9358			
o-terph	5.768	0.000	887105	577501			
Triacon Surr	8.337	0.014	680830	637245			

D IR

* Indicates Filter Peak subtracted

Range Times: NW Diesel(4.032 - 7.000) AK102(3.28 - 7.23) Jet A(3.28 - 5.61)
NW M.Oil(7.00 - 10.15) AK103(7.23 - 10.15) OR Diesel(3.28 - 7.89)

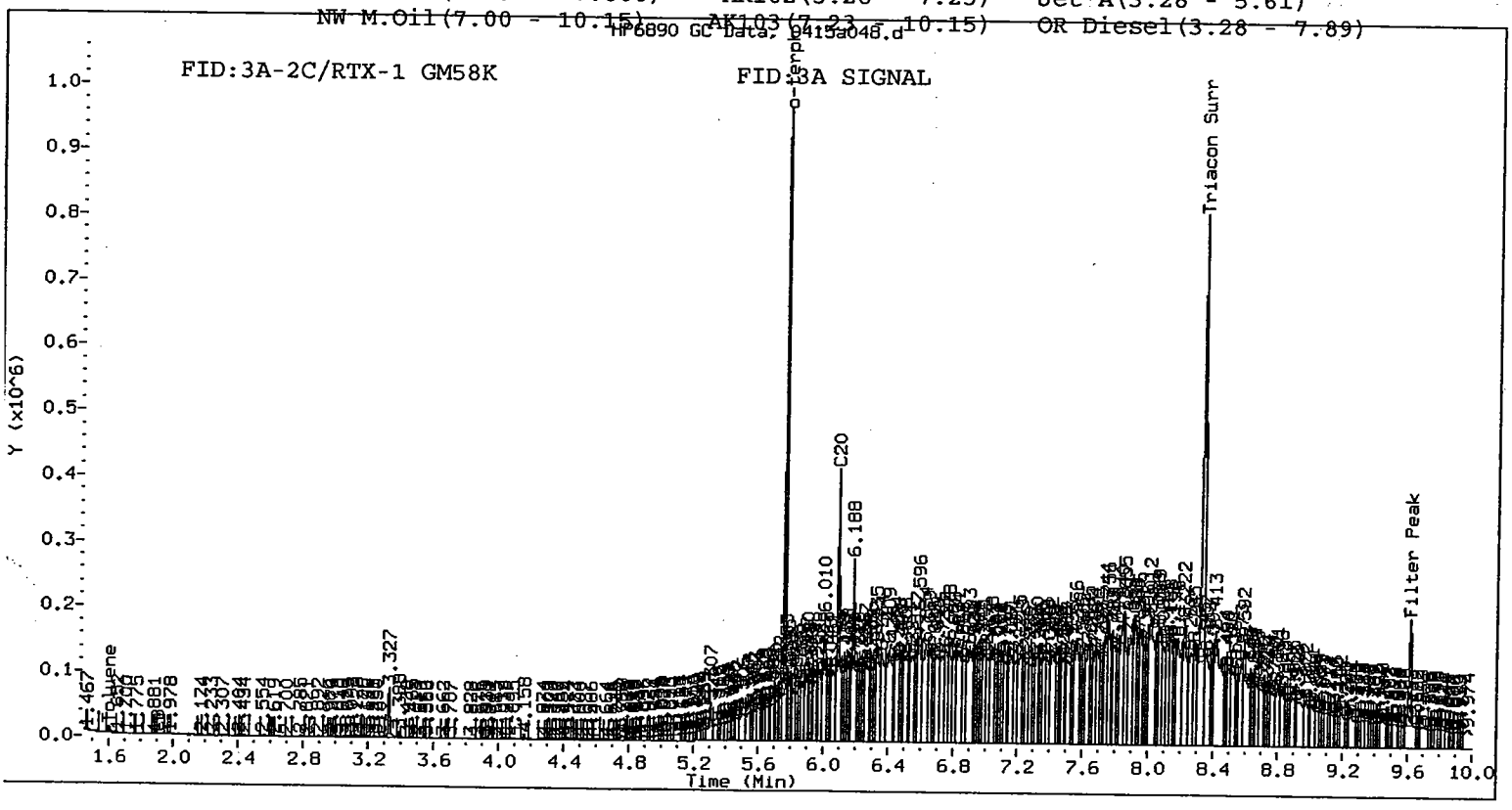

Analytical Resources Inc.
TPH Quantitation Report

Data file: /chem3/fid3a.i/20040415.b/0415a049.d
Method: /chem3/fid3a.i/20040415.b/acidsiltphfid3a.m
Instrument: fid3a.i
Operator: LJR
Report Date: 04/16/2004
Macro: 13-MAR-2004
Calibration Dates: Gas:31-DEC-2003 Diesel:09-APR-2004 M.Oil:19-MAR-2004

ARI ID: GM58L
Client ID:
Injection: 16-APR-2004 03:06

Dilution Factor: 1

4/19/04

FID:3A RESULTS

Compound	RT	Shift	Height	Area
Toluene	1.592	-0.007	10407	8468
C8	----			
C10	3.277	0.001	487	484
C12	4.037	0.004	228	204
C14	4.596	0.000	647	1363
C16	5.144	0.028	3985	5685
C18	5.598	-0.015	22728	37494
C20	6.106	0.019	55048	49484
C22	6.546	0.002	76311	94508
C24	7.013	0.013	81109	114435
C25	7.246	0.021	80086	22216
C26	7.473	0.023	81251	112827
C28	7.912	0.025	101618	112440
C32	8.728	0.004	35557	77030
C34	9.136	-0.023	17258	10524
Filter Peak	9.611	0.396	173772	171713
C36	9.655	0.000	10347.0	17252
C38	10.168	0.021	5626.0	8196
C40	10.663	-0.012	2561	1473
o-terph	5.768	-0.001	898503	579547
Triacon Surr	8.331	0.009	675623	618419

Range	Total Area	Conc
GAS (Tol-C12)	61145	0
DIESEL (C12-C24)	5674403	397
M.OIL (C24-C38)	8653687	1042*

o-Terph Surrogate Rec = 72.7% (579547)
Triacon Surrogate Rec = 84.2% (618419)

P|F

* Indicates Filter Peak subtracted

Range Times: NW Diesel(4.032 - 7.000) AK102(3.28 - 7.23) Jet A(3.28 - 5.61)
NW M.Oil(7.00 - 10.15) AK103(7.23 - 10.15) OR Diesel(3.28 - 7.89)

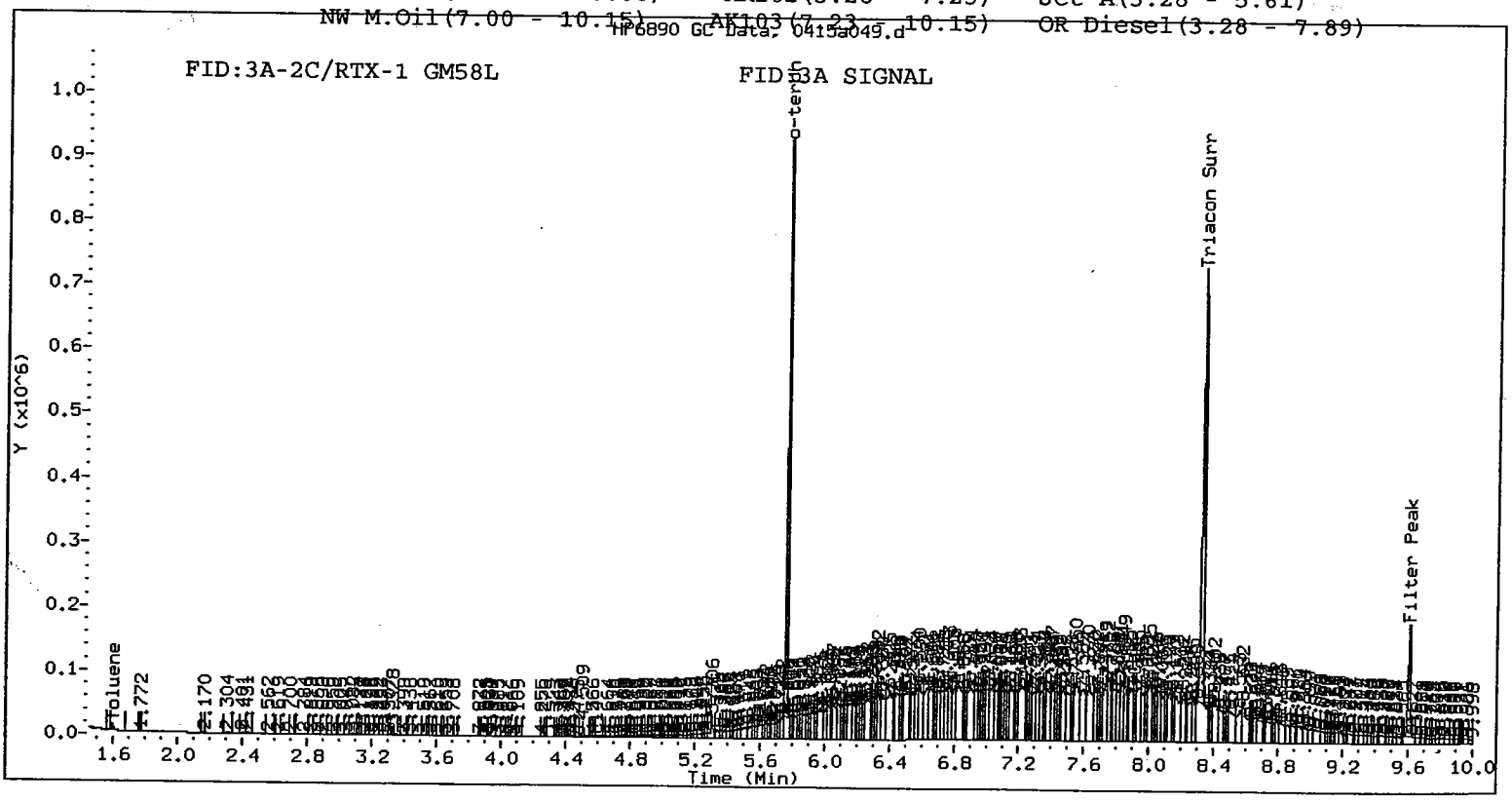

Analytical Resources Inc.
TPH Quantitation Report

Data file: /chem3/fid3a.i/20040415.b/0415a050.d
Method: /chem3/fid3a.i/20040415.b/acidsiltphfid3a.m
Instrument: fid3a.i
Operator: LJR
Report Date: 04/16/2004
Macro: 13-MAR-2004
Calibration Dates: Gas:31-DEC-2003 Diesel:09-APR-2004 M.Oil:19-MAR-2004

ARI ID: GM58M
Client ID:
Injection: 16-APR-2004 03:25

Dilution Factor: 1

DJ 4/19/04

FID:3A RESULTS

Compound	RT	Shift	Height	Area	Range	Total Area	Conc
Toluene	1.592	-0.008	10269	9099	GAS (Tol-C12)	128179	0
C8	1.902	-0.004	1164	1640	DIESEL (C12-C24)	1656686	116
C10	3.276	0.000	2851	2120	M.OIL (C24-C38)	6247152	752*
C12	4.057	0.025	1114	1105			
C14	4.594	-0.002	4065	4896			
C16	5.162	0.046	1920	1083			
C18	5.611	-0.003	11058	7719			
C20	6.104	0.017	42874	38908			
C22	6.571	0.027	22206	35490			
C24	7.028	0.028	35944	50575			
C25	7.250	0.025	44105	75145			
C26	7.483	0.033	38984	65991			
C28	7.927	0.040	57231	92787			
C32	8.751	0.027	33305	36286			
C34	9.133	-0.027	21724	10772			
Filter Peak	9.604	0.389	123024	114559			
C36	9.658	0.003	16238.0	26680	o-Terph Surrogate Rec = 77.9%		(621207)
C38	10.168	0.021	9615.0	15570	Triacon Surrogate Rec = 83.1%		(610267)
C40	10.675	0.000	4753	11314			
o-terph	5.770	0.001	949846	621207			
Triacon Surr	8.327	0.005	647058	610267			

D/R

* Indicates Filter Peak subtracted

Range Times: NW Diesel(4.032 - 7.000) AK102(3.28 - 7.23) Jet A(3.28 - 5.61)
NW M.Oil(7.00 - 10.15) AK103(7.23 - 10.15) OR Diesel(3.28 - 7.89)

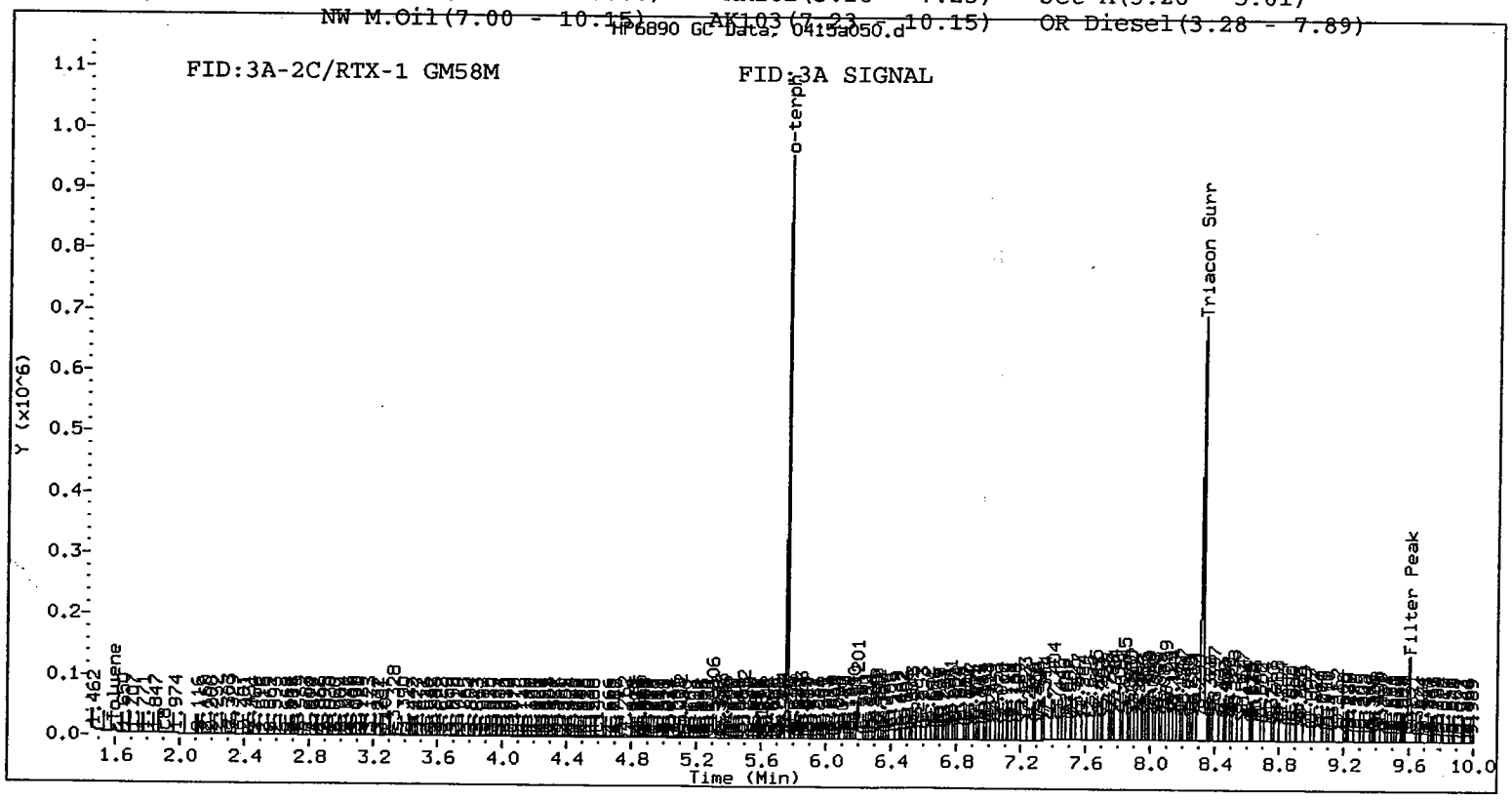

Analytical Resources Inc.
TPH Quantitation Report

Data file: /chem3/fid3a.i/20040415.b/0415a051.d
Method: /chem3/fid3a.i/20040415.b/acidsiltphfid3a.m
Instrument: fid3a.i
Operator: LJR
Report Date: 04/16/2004
Macro: 13-MAR-2004
Calibration Dates: Gas:31-DEC-2003 Diesel:09-APR-2004 M.Oil:19-MAR-2004

ARI ID: GM58N
Client ID:
Injection: 16-APR-2004 03:44

Dilution Factor: 1

4/19/04

FID:3A RESULTS

Compound	RT	Shift	Height	Area	Range	Total Area	Conc
Toluene	1.592	-0.008	9191	8487	GAS (Tol-C12)	34359	0
C8	1.879	-0.026	62	484	DIESEL (C12-C24)	378789	27
C10	3.308	0.032	243	201	M.OIL (C24-C38)	1084912	131*
C12	4.039	0.007	218	200			
C14	4.596	0.000	640	714			
C16	5.111	-0.004	3113	2129			
C18	5.609	-0.004	3657	2184			
C20	6.106	0.020	3895	4349			
C22	6.565	0.021	4129	8326			
C24	7.025	0.025	5323	7866			
C25	7.247	0.022	9045	11316			
C26	7.480	0.030	6560	9858			
C28	7.923	0.037	20180	24887			
C32	8.719	-0.004	7693	19607			
C34	9.152	-0.008	4337	10016			
Filter Peak	9.598	0.383	141231	136789			
C36	9.649	-0.006	3183.0	6189	o-Terph Surrogate Rec = 75.8%		(603881)
C38	10.140	-0.006	2288.0	4727	Triacon Surrogate Rec = 83.5%		(613310)
C40	10.672	-0.004	1179	5367			
o-terph	5.767	-0.001	942579	603881			
Triacon Surr	8.323	0.001	671758	613310			

P/R

* Indicates Filter Peak subtracted

Range Times: NW Diesel(4.032 - 7.000) AK102(3.28 - 7.23) Jet A(3.28 - 5.61)
NW M.Oil(7.00 - 10.15) AK103(7.23 - 10.15) OR Diesel(3.28 - 7.89)

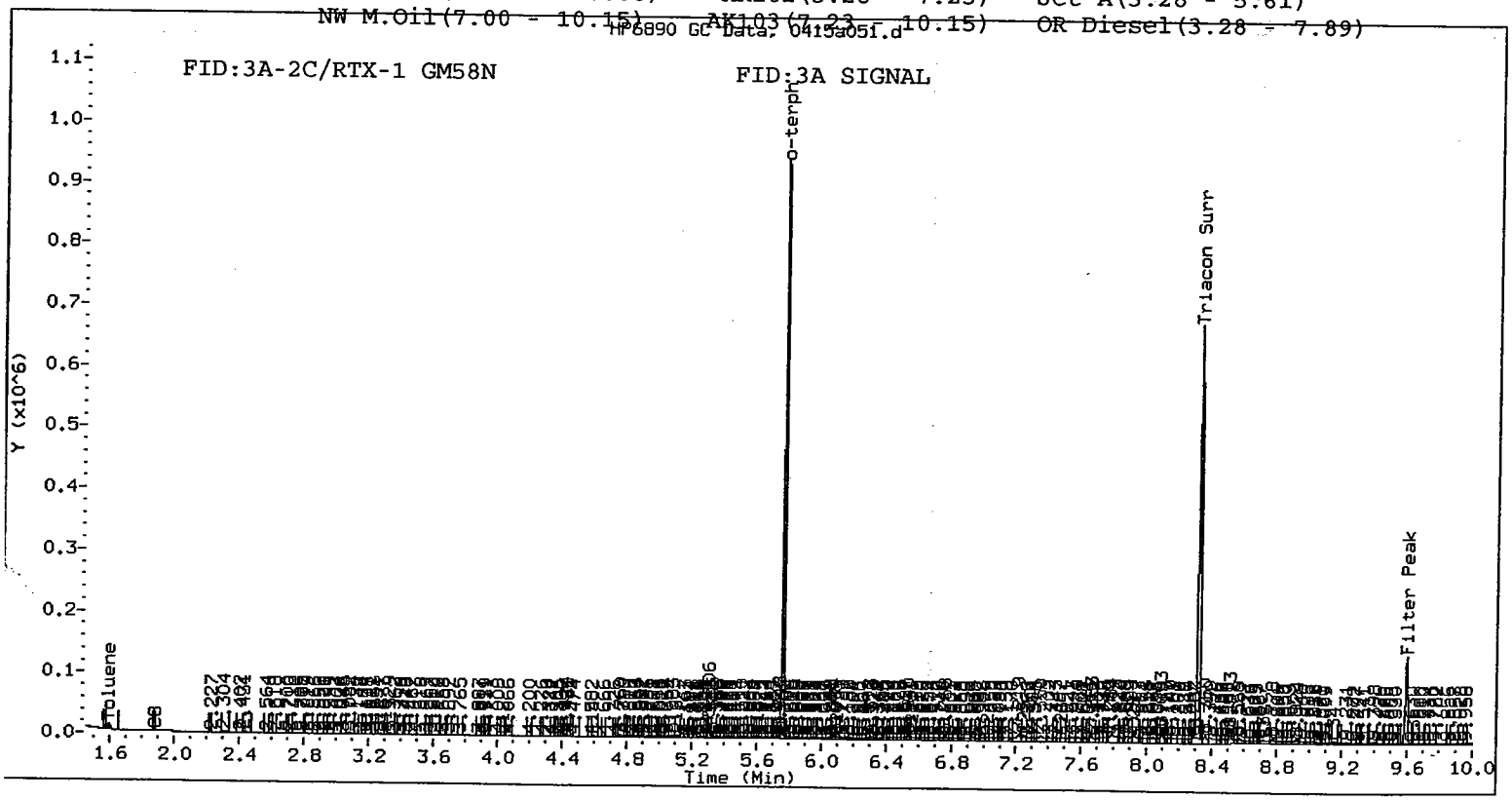

Analytical Resources Inc.
TPH Quantitation Report

Data file: /chem3/fid3a.i/20040415.b/0415a052.d
Method: /chem3/fid3a.i/20040415.b/acidsiltphfid3a.m
Instrument: fid3a.i
Operator: LJR
Report Date: 04/16/2004
Macro: 13-MAR-2004
Calibration Dates: Gas:31-DEC-2003 Diesel:09-APR-2004 M.Oil:19-MAR-2004

ARI ID: GM58O
Client ID:
Injection: 16-APR-2004 04:03

Dilution Factor: 1

4/19/04

FID:3A RESULTS

Compound	RT	Shift	Height	Area	Range	Total Area	Conc
Toluene	1.593	-0.007	9588	11141	GAS (Tol-C12)	47706	0
C8	1.901	-0.004	372	146	DIESEL (C12-C24)	374957	26
C10	3.307	0.030	609	2654	M.OIL (C24-C38)	914919	110*
C12	4.070	0.037	284	436			
C14	4.598	0.002	479	694			
C16	5.113	-0.003	1878	1684			
C18	5.610	-0.004	2713	1631			
C20	6.107	0.021	3652	3770			
C22	6.567	0.023	3257	6652			
C24	7.018	0.017	2931	1416			
C25	7.248	0.023	5642	6782			
C26	7.470	0.021	4348	8036			
C28	7.926	0.039	6028	10354			
C32	8.729	0.005	7389	15402			
C34	9.152	-0.008	3806	3949			
Filter Peak	9.611	0.396	142404	137361			
C36	9.660	0.005	3756.0	6256	o-Terph Surrogate Rec = 65.5%		(522091)
C38	10.149	0.002	2512.0	6252	Triacon Surrogate Rec = 78.1%		(574137)
C40	10.678	0.002	1323	3418			
o-terph	5.766	-0.002	835130	522091			
Triacon Surr	8.327	0.005	625367	574137			

* Indicates Filter Peak subtracted

D/R

Range Times: NW Diesel(4.032 - 7.000) AK102(3.28 - 7.23) Jet A(3.28 - 5.61)
NW M.Oil(7.00 - 10.15) AK103(7.23 - 10.15) OR Diesel(3.28 - 7.89)

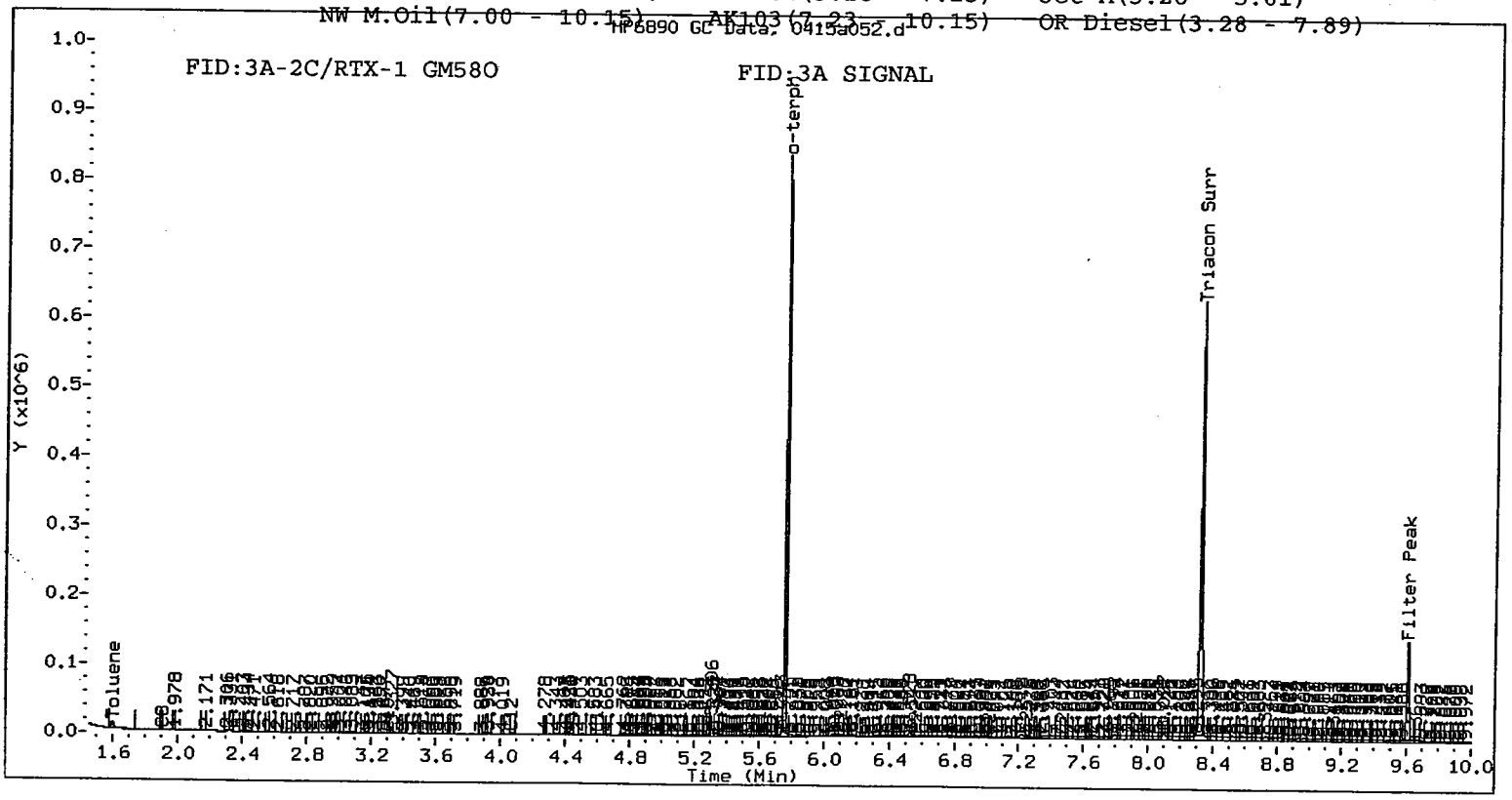

Analytical Resources Inc.
TPH Quantitation Report

Data file: /chem3/fid3a.i/20040415.b/0415a053.d
Method: /chem3/fid3a.i/20040415.b/acidsiltphfid3a.m
Instrument: fid3a.i
Operator: LJR
Report Date: 04/16/2004
Macro: 13-MAR-2004
Calibration Dates: Gas:31-DEC-2003 Diesel:09-APR-2004 M.Oil:19-MAR-2004

ARI ID: GM58P
Client ID:
Injection: 16-APR-2004 04:22

Dilution Factor: 1

FID:3A RESULTS

Compound	RT	Shift	Height	Area	Range	Total Area	Conc
Toluene	1.591	-0.009	10719	12289	GAS (Tol-C12)	43752	0
C8	----				DIESEL (C12-C24)	767287	54
C10	3.306	0.029	350	279	M.OIL (C24-C38)	1711135	206
C12	4.035	0.003	459	473			
C14	4.595	-0.001	1591	2247			
C16	5.112	-0.004	4951	4339			
C18	5.610	-0.004	5572	3758			
C20	6.108	0.021	5539	6031			
C22	6.568	0.024	4880	8276			
C24	7.021	0.020	6381	60067			
C25	7.248	0.023	7272	10380			
C26	7.467	0.018	6753	11242			
C28	7.923	0.036	9942	8651			
C32	8.750	0.026	10235	3660			
C34	9.144	-0.015	7986	4400			
Filter Peak	9.606	0.391	143792	141081			
C36	9.654	-0.001	7409.0	14870	o-Terph Surrogate Rec = 58.1%		(463304)
C38	10.168	0.021	4529.0	2859	Triacon Surrogate Rec = 79.6%		(584696)
C40	10.677	0.001	2526	8828			
o-terph	5.766	-0.003	768192	463304			
Triacon Surr	8.325	0.003	649343	584696			

* Indicates Filter Peak subtracted

Range Times: NW Diesel(4.032 - 7.000) AK102(3.28 - 7.23) Jet A(3.28 - 5.61)
NW M.Oil(7.00 - 10.15) AK103(7.23 - 10.15) OR Diesel(3.28 - 7.89)

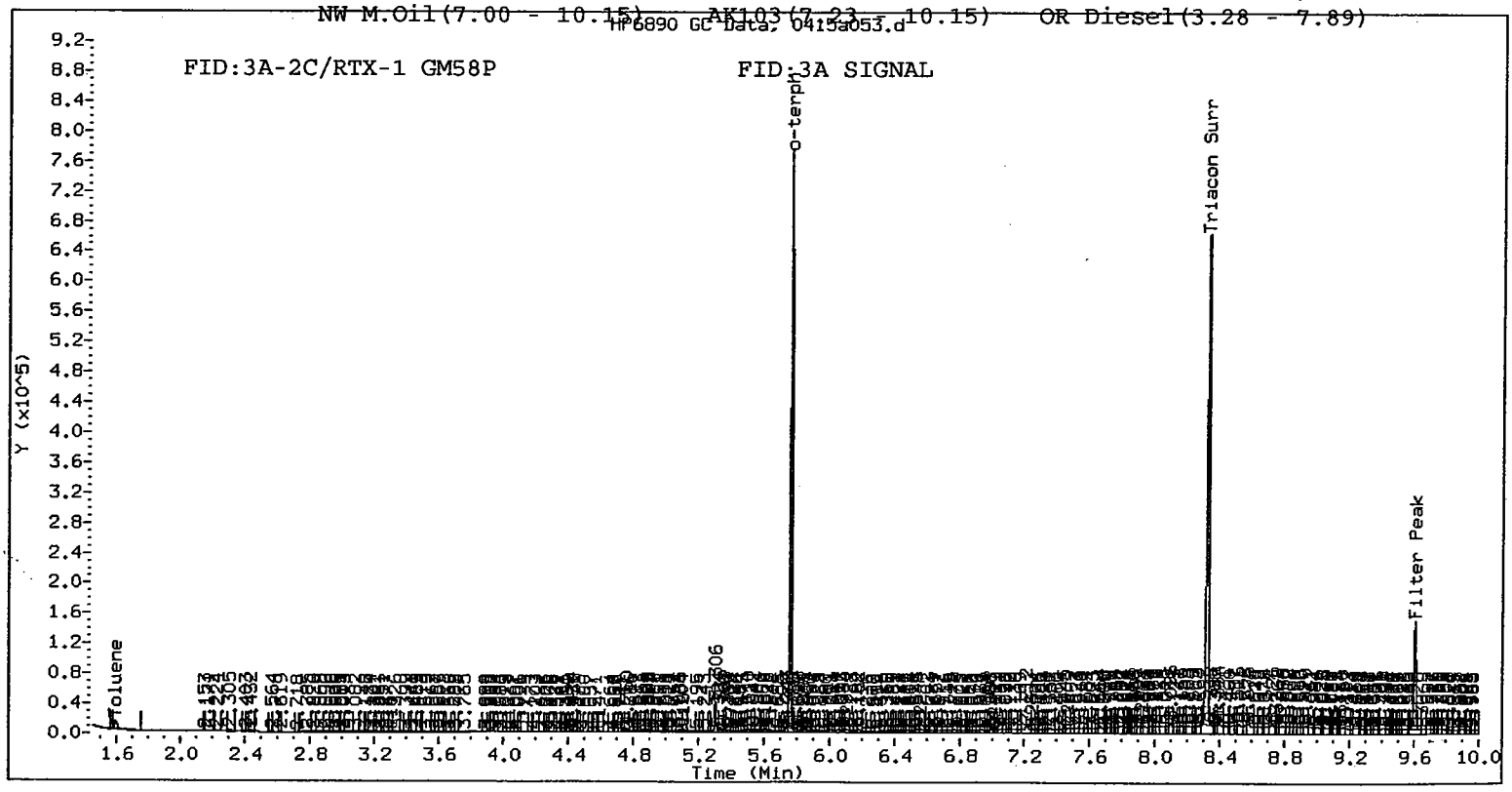

Analytical Resources Inc.
TPH Quantitation Report

Data file: /chem3/fid3a.i/20040415.b/0415a057.d
Method: /chem3/fid3a.i/20040415.b/acidsiltphfid3a.m
Instrument: fid3a.i
Operator: LJR
Report Date: 04/16/2004
Macro: 13-MAR-2004
Calibration Dates: Gas:31-DEC-2003 Diesel:09-APR-2004 M.Oil:19-MAR-2004

ARI ID: GM58Q
Client ID:
Injection: 16-APR-2004 05:39

Dilution Factor: 1

4/19/04

FID:3A RESULTS

Compound	RT	Shift	Height	Area	Range	Total Area	Conc
Toluene	1.595	-0.005	31548	23917	GAS (Tol-C12)	79339	0
C8	1.897	-0.009	530	160	DIESEL (C12-C24)	559990	39
C10	3.306	0.029	1354	991	M.OIL (C24-C38)	474242	57*
C12	4.061	0.029	1020	1579			
C14	4.601	0.005	7656	9878			
C16	5.140	0.024	3518	6383			
C18	5.610	-0.004	5305	4262			
C20	6.088	0.001	4169	4201			
C22	6.554	0.010	3967	5889			
C24	7.015	0.015	2849	3503			
C25	7.235	0.010	5062	7349			
C26	7.468	0.019	2365	3165			
C28	7.915	0.028	3258	4706			
C32	8.750	0.026	2037	2917			
C34	9.131	-0.029	1700	2770			
Filter Peak	9.673	0.458	117833	108778			
C36	9.673	0.018	119096.0	117786	o-Terph Surrogate Rec = 63.6%		(506631)
C38	----				Triacon Surrogate Rec = 78.4%		
C40	----						
o-terph	5.767	-0.002	822604	506631			
Triacon Surr	8.377	0.055	611712	575964			

D/R

* Indicates Filter Peak subtracted

Range Times: NW Diesel(4.032 - 7.000) AK102(3.28 - 7.23) Jet A(3.28 - 5.61)
NW M.Oil(7.00 - 10.15) AK103(7.23 - 10.15) OR Diesel(3.28 - 7.89)

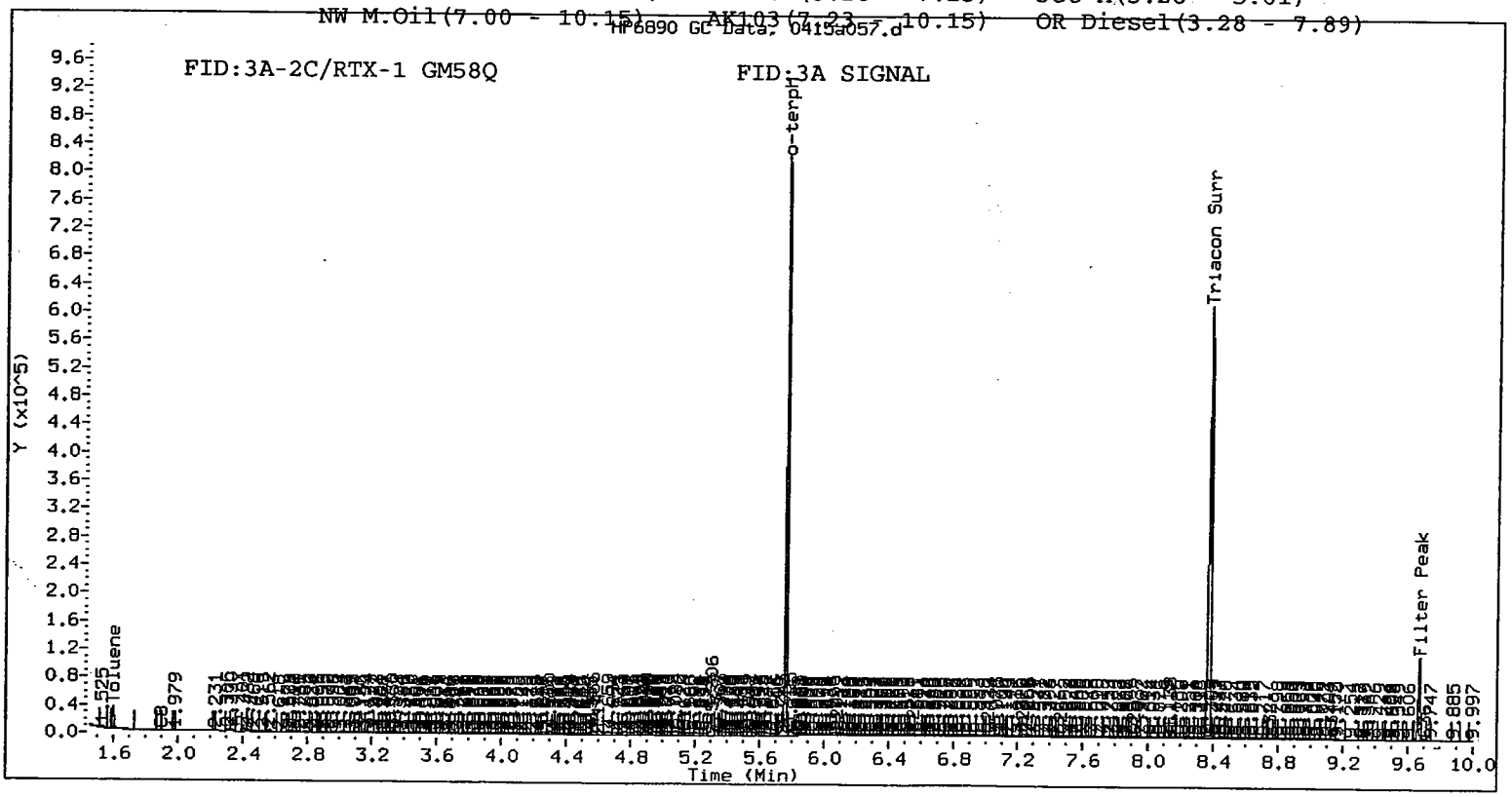

Analytical Resources Inc.
TPH Quantitation Report

Data file: /chem3/fid3a.i/20040415.b/0415a058.d
Method: /chem3/fid3a.i/20040415.b/acidsiltphfid3a.m
Instrument: fid3a.i
Operator: LJR
Report Date: 04/16/2004
Macro: 13-MAR-2004
Calibration Dates: Gas:31-DEC-2003 Diesel:09-APR-2004 M.Oil:19-MAR-2004

ARI ID: GM58R
Client ID:
Injection: 16-APR-2004 05:59

Dilution Factor: 1

4/19/04

FID:3A RESULTS

Compound	RT	Shift	Height	Area	Range	Total Area	Conc
Toluene	1.586	-0.013	14328	14619	GAS (Tol-C12)	171845	1
C8	1.898	-0.008	384	536	DIESEL (C12-C24)	21097840	1477
C10	3.293	0.017	268	15	M.OIL (C24-C38)	17813018	2145*
C12	4.056	0.024	3476	3474			
C14	4.601	0.005	122515	118650			
C16	5.144	0.028	74689	36619			
C18	5.606	-0.008	157807	205013			
C20	6.093	0.007	252028	421641			
C22	6.553	0.009	194934	176326			
C24	7.010	0.010	171871	234931			
C25	7.240	0.015	164955	205296			
C26	7.490	0.041	154056	226172			
C28	7.914	0.027	155194	79802			
C32	8.737	0.013	72044	18590			
C34	9.146	-0.013	48925	80517			
Filter Peak	9.637	0.423	160392	156285			
C36	9.637	-0.018	160392.0	156285	o-Terph Surrogate Rec = 85.5%		(681421)
C38	10.158	0.011	20874.0	17338	Triacon Surrogate Rec = 96.2%		(706766)
C40	10.663	-0.013	9037	11831			
o-terph	5.776	0.008	968023	681421			
Triacon Surr	8.353	0.031	718396	706766			

D/R

* Indicates Filter Peak subtracted

Range Times: NW Diesel(4.032 - 7.000) AK102(3.28 - 7.23) Jet A(3.28 - 5.61)
NW M.Oil(7.00 - 10.15) AK103(7.23 - 10.15) OR Diesel(3.28 - 7.89)

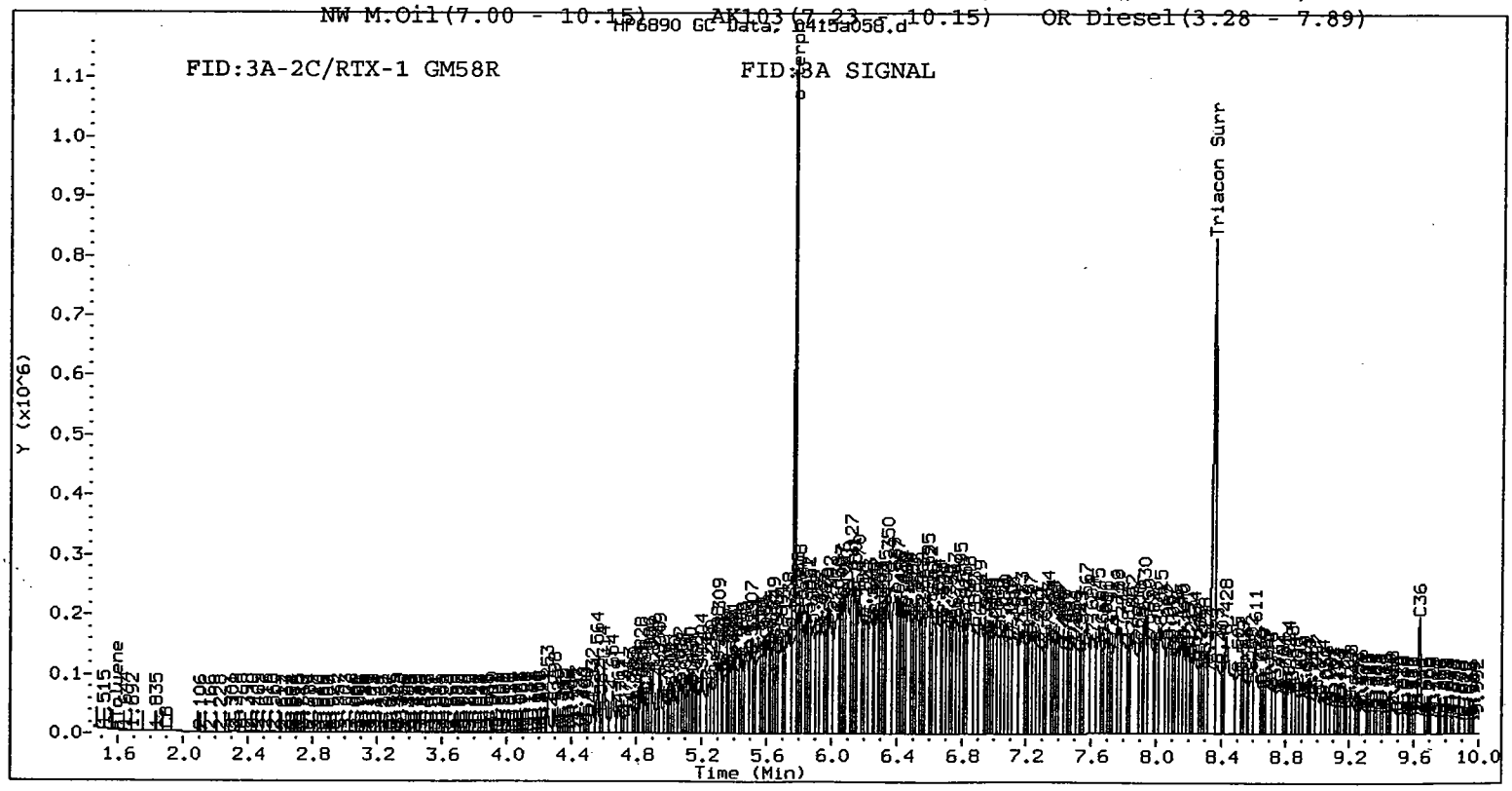

Analytical Resources Inc.
TPH Quantitation Report

Data file: /chem3/fid3a.i/20040416.b/0416a011.d
Method: /chem3/fid3a.i/20040416.b/acidsiltphfid3a.m
Instrument: fid3a.i
Operator: ESJ
Report Date: 04/19/2004
Macro: 13-MAR-2004
Calibration Dates: Gas:31-DEC-2003 Diesel:09-APR-2004 M.Oil:19-MAR-2004

ARI ID: GM58S
Client ID:
Injection: 16-APR-2004 21:29

Dilution Factor: 5

GY 4/19/04

FID:3A RESULTS

Compound	RT	Shift	Height	Area
Toluene	1.596	0.000	5290	12725
C8	1.904	0.002	1068	3445
C10	3.280	0.003	207	287
C12	4.019	-0.013	203	210
C14	4.604	0.009	2579	5347
C16	5.113	-0.002	7836	7675
C18	5.621	0.007	34590	19203
C20	6.101	0.016	90365	124856
C22	6.542	0.000	122632	87616
C24	6.999	0.000	147859	191973
C25	7.224	0.001	145794	168318
C26	7.449	0.001	135782	91200
C28	7.904	0.008	134062	263542
C32	9.013	-0.003	36921	42095
C34	9.566	-0.014	24784	77522
Filter Peak	----			
C36	10.123	0.000	12965.0	31123
C38	10.645	0.006	6259.0	1850
C40	11.162	-0.018	2540	7281
o-terph	5.761	-0.006	245151	124718
Triacon Surr	8.450	-0.005	145502	128364

Range	Total Area	Conc
GAS (Tol-C12)	31558	0
DIESEL (C12-C24)	9808891	687
M.OIL (C24-C38)	13900282	1674*

o-Terph Surrogate Rec = 78.2% (124718)
Triacon Surrogate Rec = 87.4% (128364)

* Indicates Filter Peak subtracted

D/R

Range Times: NW Diesel(4.032 - 6.999) AK102(3.28 - 7.22) Jet A(3.28 - 5.61)
NW M.Oil(7.00 - 10.64) AK103(7.22 - 10.64) OR Diesel(3.28 - 7.90)

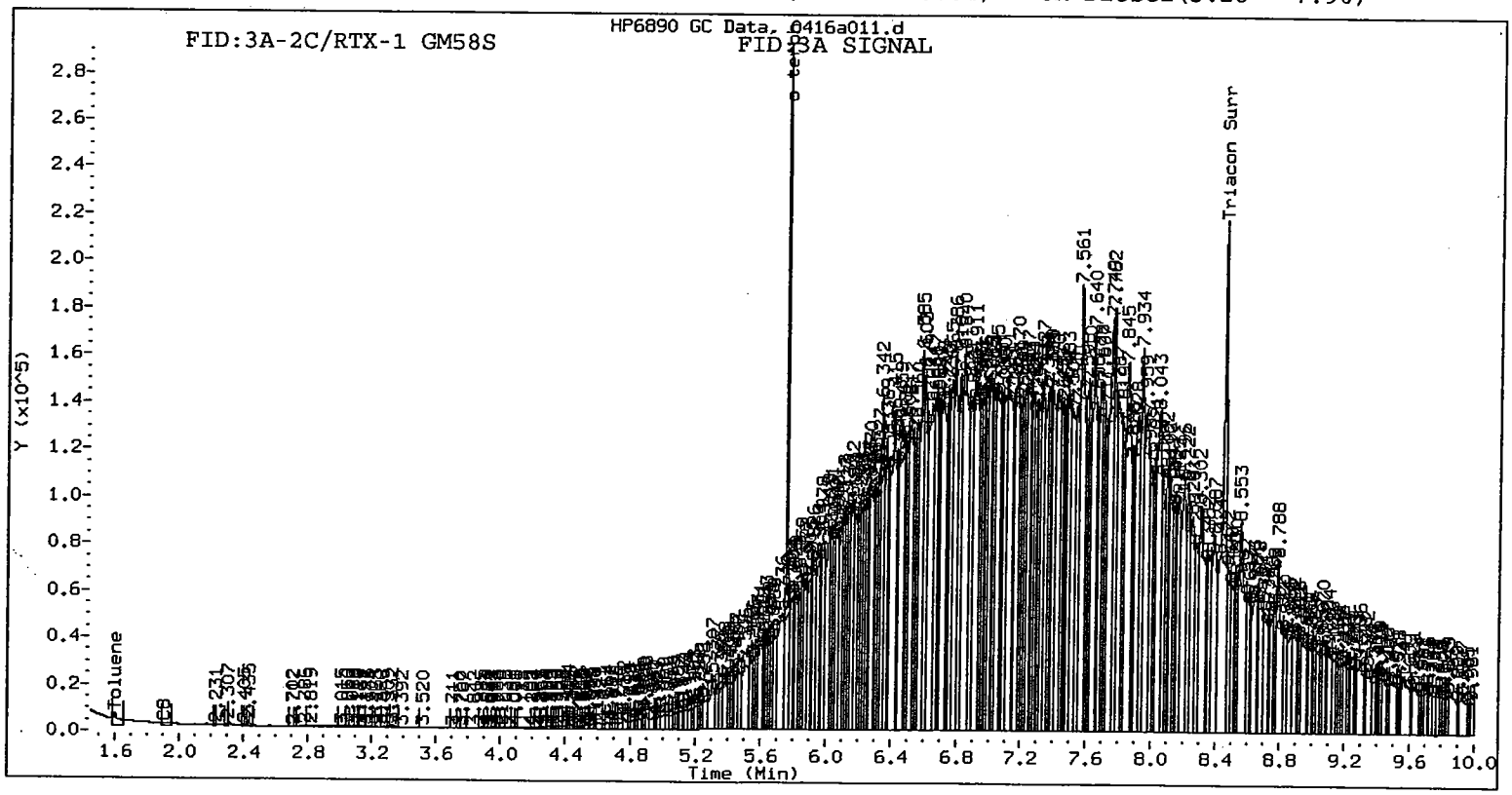

Analytical Resources Inc.
TPH Quantitation Report

Data file: /chem3/fid3a.i/20040428.b/0428a018.d
Method: /chem3/fid3a.i/20040428.b/acidsiltphfid3a.m
Instrument: fid3a.i
Operator: ESJ
Report Date: 04/29/2004
Macro: 13-MAR-2004
Calibration Dates: Gas:31-DEC-2003 Diesel:09-APR-2004 M.Oil:19-MAR-2004

ARI ID: ~~GM58MBS1~~ GM58 MB52
Client ID:
Injection: 28-APR-2004 17:07

Dilution Factor: 1

FID:3A RESULTS

Compound	RT	Shift	Height	Area
Toluene	4.422	2.815	1532	815
C8	1.925	0.011	127	125
C10	3.287	0.007	962	1177
C12	4.019	-0.013	255	276
C14	4.601	0.007	378	728
C16	5.113	0.001	1584	1814
C18	5.609	-0.004	2173	1457
C20	6.104	0.011	6241	6025
C22	6.564	0.002	1805	3117
C24	7.027	0.007	1039	1437
C25	7.247	0.002	7654	6568
C26	7.467	-0.001	1349	1471
C28	7.921	0.006	1377	2011
C32	9.007	-0.016	1339	1801
C34	9.569	-0.013	15627	14865
Filter Peak	10.059	0.763	194464	220194
C36	----			
C38	----			
C40	----			
o-terph	5.767	-0.001	1086452	754844
Triacon Surr	8.460	-0.009	611412	819171

Range	Total Area	Conc
GAS (Tol-C12)	71021	0
DIESEL (C12-C24)	467514	33
M.OIL (C24-C38)	140042	17* LOL

o-Terph Surrogate Rec = 95% (754844)
Triacon Surrogate Rec = 111.5%

* Indicates Filter Peak subtracted

Range Times: NW Diesel(4.032 - 7.020) AK102(3.28 - 7.24) Jet A(3.28 - 5.61)
NW M.Oil(7.02 - 10.64) AK103(7.24 - 10.64) OR Diesel(3.28 - 7.91)

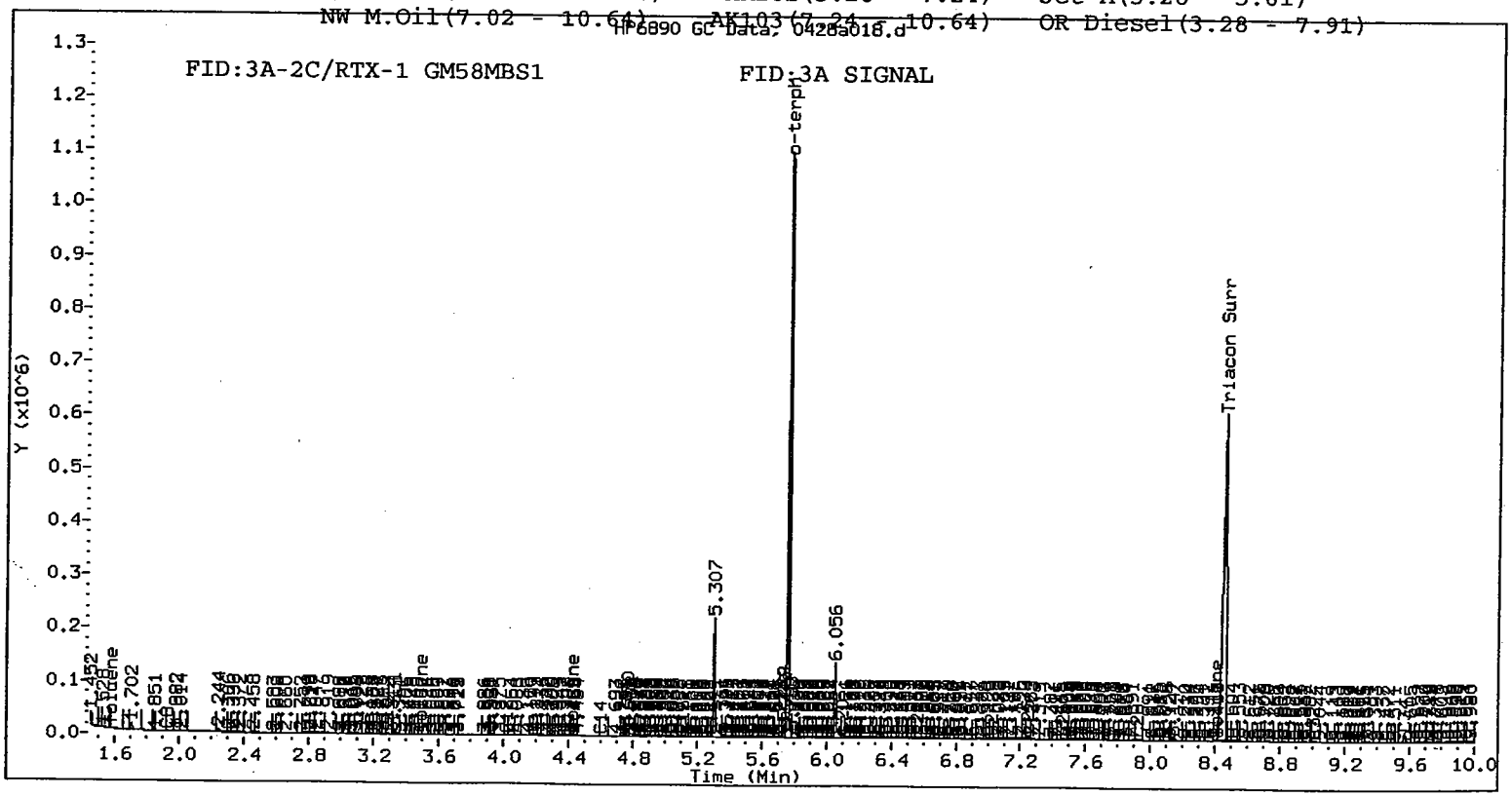

Analytical Resources Inc.
TPH Quantitation Report

Data file: /chem3/fid3a.i/20040415.b/0415a060.d
Method: /chem3/fid3a.i/20040415.b/acidsiltphfid3a.m
Instrument: fid3a.i
Operator: LJR
Report Date: 04/16/2004
Macro: 13-MAR-2004
Calibration Dates: Gas:31-DEC-2003 Diesel:09-APR-2004 M.Oil:19-MAR-2004

ARI ID: GM58T
Client ID:
Injection: 16-APR-2004 06:37

Dilution Factor: 1

4/19/04

FID:3A RESULTS

Compound	RT	Shift	Height	Area
Toluene	1.593	-0.007	15904	15712
C8	1.906	0.000	398	205
C10	3.297	0.021	128	7
C12	4.052	0.019	418	305
C14	4.601	0.005	513	760
C16	5.114	-0.002	2215	2499
C18	5.610	-0.004	3866	2460
C20	6.107	0.021	4347	4598
C22	6.568	0.024	3349	5969
C24	7.029	0.029	2396	3536
C25	7.248	0.023	4998	5328
C26	7.469	0.020	2582	4099
C28	7.907	0.020	3118	5339
C32	8.724	0.000	2633	5004
C34	9.137	-0.023	913	512
Filter Peak	9.602	0.387	113577	111470
C36	9.636	-0.019	1631.0	9885
C38	----			
C40	----			
o-terph	5.762	-0.006	520089	277777
Triacon Surr	8.320	-0.002	483288	394341

Range	Total Area	Conc
GAS (Tol-C12)	46356	0
DIESEL (C12-C24)	415052	29
M.OIL (C24-C38)	479379	58*

o-Terph Surrogate Rec = 34.8% (277777)
Triacon Surrogate Rec = 53.7%

DLR

* Indicates Filter Peak subtracted

Range Times: NW Diesel(4.032 - 7.000) AK102(3.28 - 7.23) Jet A(3.28 - 5.61)
NW M.Oil(7.00 - 10.15) AK103(7.23 - 10.15) OR Diesel(3.28 - 7.89)

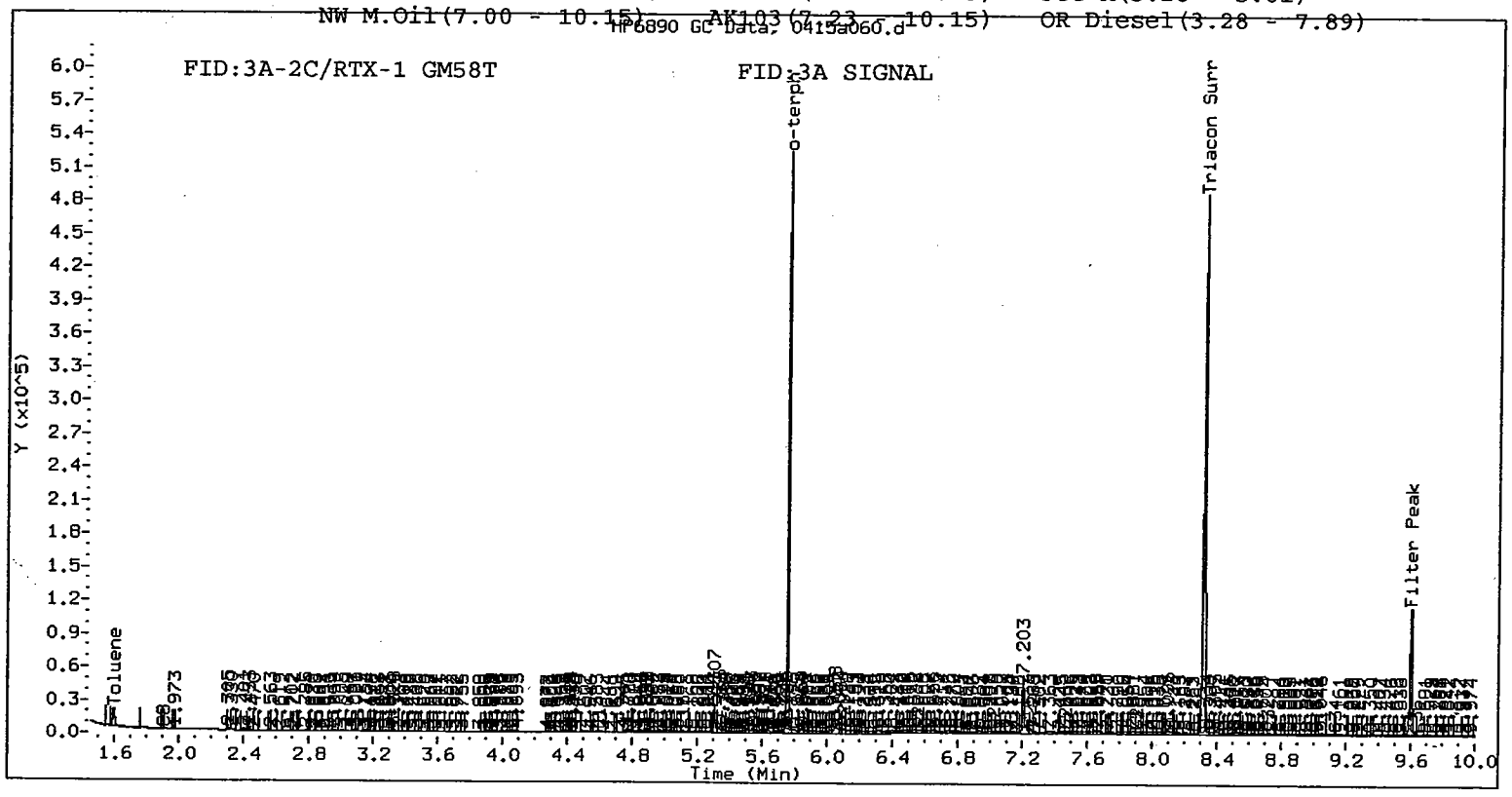

Analytical Resources Inc.
TPH Quantitation Report

Data file: /chem3/fid3a.i/20040428.b/0428a020.d
Method: /chem3/fid3a.i/20040428.b/acidsiltphfid3a.m
Instrument: fid3a.i
Operator: ESJ
Report Date: 04/29/2004
Macro: 13-MAR-2004
Calibration Dates: Gas:31-DEC-2003 Diesel:09-APR-2004 M.Oil:19-MAR-2004

ARI ID: GM58TRE
Client ID:
Injection: 28-APR-2004 17:49

Dilution Factor: 1

GR 4/29/04

FID:3A RESULTS

Compound	RT	Shift	Height	Area
Toluene	1.603	-0.004	9816	12350
C8	1.889	-0.025	159	142
C10	3.277	-0.002	1716	1352
C12	4.032	0.000	1673	1992
C14	4.597	0.004	1281	4122
C16	5.113	0.000	2102	2593
C18	5.609	-0.003	2137	1353
C20	6.107	0.014	5171	4632
C22	6.569	0.007	1733	2965
C24	7.029	0.010	958	1337
C25	7.248	0.004	3947	4069
C26	7.469	0.001	1384	1555
C28	7.920	0.005	780	1742
C32	9.006	-0.016	1084	1233
C34	9.567	-0.014	592	729
Filter Peak	10.049	0.753	100037	102315
C36	----			
C38	----			
C40	----			
o-terph	5.766	-0.002	894529	562549
Triacon Surr	8.454	-0.015	518831	638132

Range	Total Area	Conc
GAS (Tol-C12)	76339	0
DIESEL (C12-C24)	382311	27
M.OIL (C24-C38)	127451	15* LDL

o-Terph Surrogate Rec = 71% (562549)
Triacon Surrogate Rec = 86.8%

* Indicates Filter Peak subtracted

Range Times: NW Diesel(4.032 - 7.020) AK102(3.28 - 7.24) Jet A(3.28 - 5.61)
NW M.Oil(7.02 - 10.64) AK103(7.24 - 10.64) OR Diesel(3.28 - 7.91)

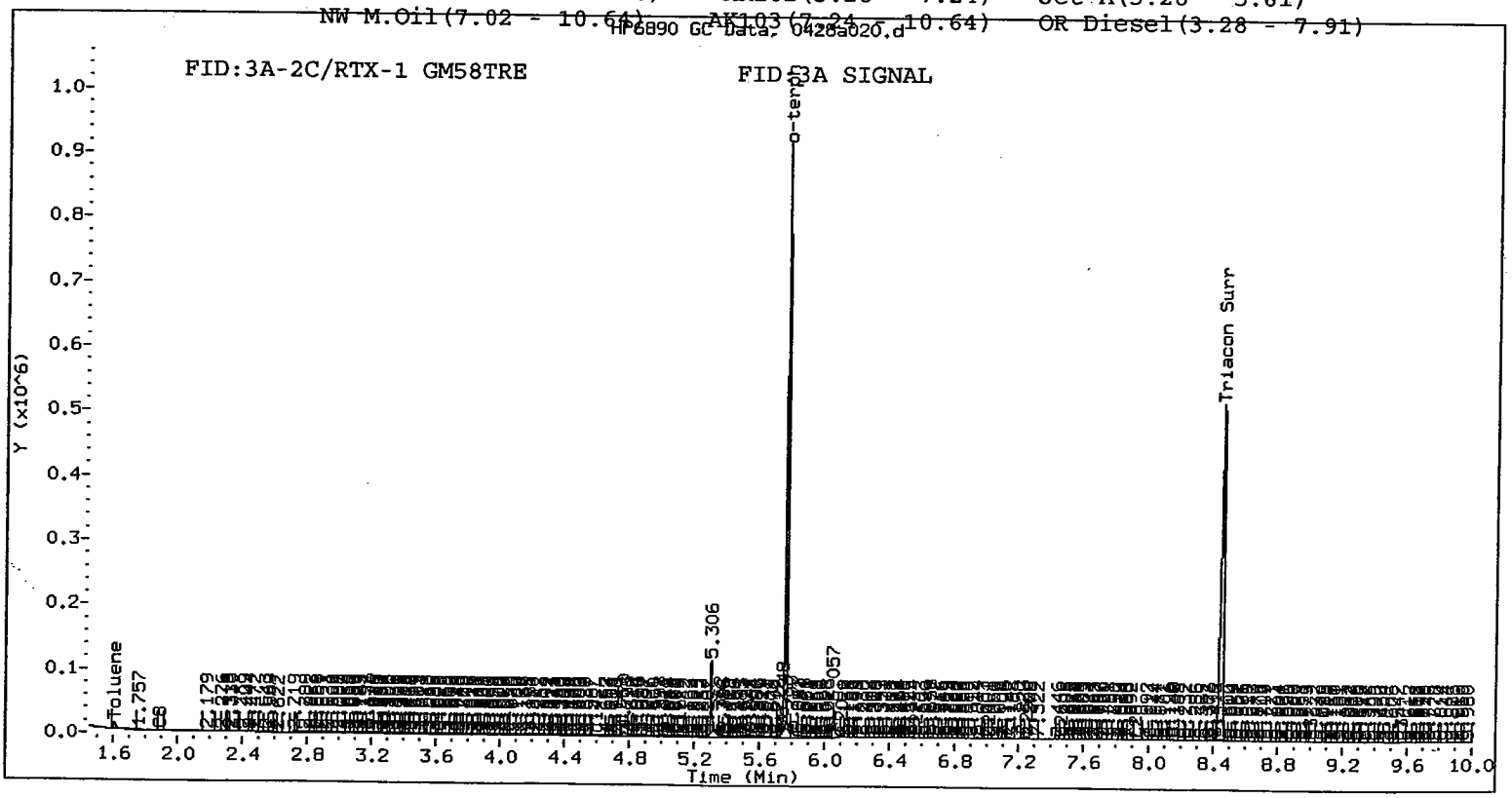

NOT USED 4/21/04

Analytical Resources Inc.
TPH Quantitation Report

Data file: /chem3/fid3a.i/20040415.b/0415a061.d
Method: /chem3/fid3a.i/20040415.b/acidsiltphfid3a.m
Instrument: fid3a.i
Operator: LJR
Report Date: 04/16/2004
Macro: 13-MAR-2004
Calibration Dates: Gas:31-DEC-2003 Diesel:09-APR-2004 M.Oil:19-MAR-2004

ARI ID: GM58U
Client ID:
Injection: 16-APR-2004 06:56

Dilution Factor: 1

DJ 4/19/04

FID:3A RESULTS

Compound	RT	Shift	Height	Area	Range	Total Area	Conc
Toluene	1.592	-0.008	11367	9843	GAS (Tol-C12)	63310	0
C8	1.903	-0.002	318	91	DIESEL (C12-C24)	1136847	80
C10	3.307	0.030	282	210	M.OIL (C24-C38)	2654195	320*
C12	4.048	0.016	462	78			
C14	4.613	0.017	831	1206			
C16	5.140	0.024	1540	960			
C18	5.609	-0.005	6013	5414			
C20	6.105	0.019	11324	10682			
C22	6.566	0.022	11823	16708			
C24	7.025	0.024	21579	23568			
C25	7.253	0.028	22550	29377			
C26	7.466	0.016	16488	34534			
C28	7.904	0.017	26230	32288			
C32	8.756	0.032	13369	4504			
C34	9.151	-0.009	9193	12021			
Filter Peak	9.597	0.382	107138	97861			
C36	9.650	-0.005	6403.0	9550	o-Terph Surrogate Rec = 27.5%		(219591)
C38	10.164	0.017	3750.0	4635	Triacon Surrogate Rec = 32.6%		(239815)
C40	10.670	-0.006	1803	5716			
o-terph	5.761	-0.008	420875	219591			
Triacon Surr	8.316	-0.007	339906	239815			

* Indicates Filter Peak subtracted

PJR

Range Times: NW Diesel(4.032 - 7.000) AK102(3.28 - 7.23) Jet A(3.28 - 5.61)
NW M.Oil(7.00 - 10.15) AK103(7.23 - 10.15) OR Diesel(3.28 - 7.89)

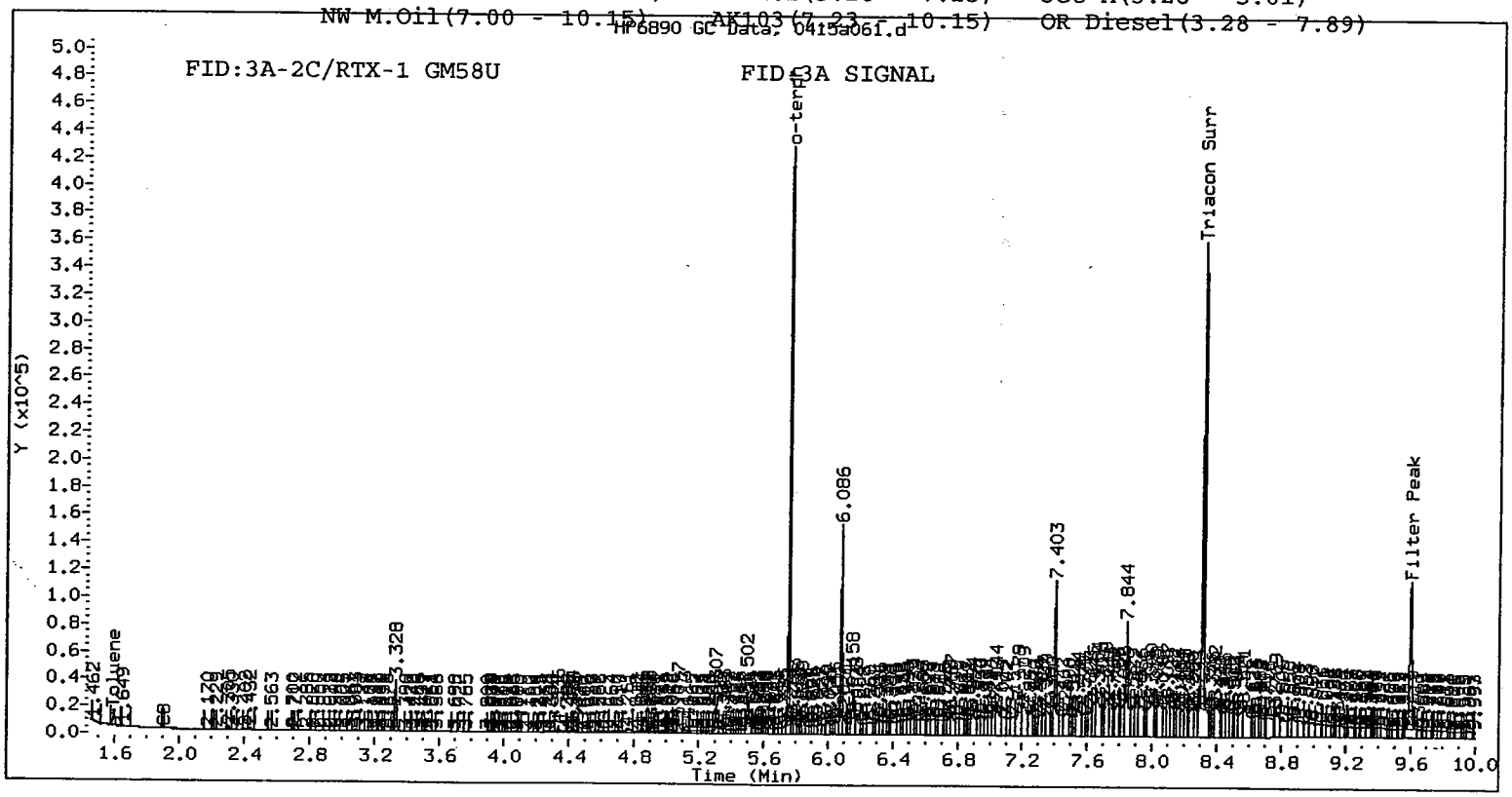

Analytical Resources Inc.
TPH Quantitation Report

Data file: /chem3/fid3a.i/20040428.b/0428a021.d
Method: /chem3/fid3a.i/20040428.b/acidsiltphfid3a.m
Instrument: fid3a.i
Operator: ESJ
Report Date: 04/29/2004
Macro: 13-MAR-2004
Calibration Dates: Gas:31-DEC-2003 Diesel:09-APR-2004 M.Oil:19-MAR-2004

ARI ID: GM58URE
Client ID:
Injection: 28-APR-2004 18:10

Dilution Factor: 1

4 Baylon

FID:3A RESULTS

Compound	RT	Shift	Height	Area	Range	Total Area	Conc
Toluene	1.616	0.009	10945	5109	GAS (Tol-C12)	102095	0
C8	1.927	0.014	1055	364	DIESEL (C12-C24)	3541144	248
C10	3.278	-0.001	1135	1188	M.OIL (C24-C38)	16345347	1968*
C12	4.033	0.001	1325	2238			
C14	4.600	0.007	11144	14122			
C16	5.111	-0.002	8525	10315			
C18	5.609	-0.003	18237	15714			
C20	6.086	-0.007	41105	53425			
C22	6.562	0.000	39383	22342			
C24	7.011	-0.009	51996	44518			
C25	7.252	0.008	56105	84119			
C26	7.472	0.004	66688	88615			
C28	7.923	0.008	118818	171670			
C32	9.025	0.002	62752	79382			
C34	9.573	-0.008	71262	200759			
Filter Peak	10.064	0.768	146954	146558			
C36	10.130	0.007	49589.0	94912	o-Terph Surrogate Rec = 72.1%		(574968)
C38	10.635	-0.004	25059.0	51423	Triacon Surrogate Rec = 83.1%		(610750)
C40	11.176	-0.004	7809	22269			
o-terph	5.766	-0.002	889568	574968			
Triacon Surr	8.467	-0.002	518718	610750			

DRO/RRO

* Indicates Filter Peak subtracted

Range Times: NW Diesel(4.032 - 7.020) AK102(3.28 - 7.24) Jet A(3.28 - 5.61)
NW M.Oil(7.02 - 10.64) AK103(7.24 - 10.64) OR Diesel(3.28 - 7.91)

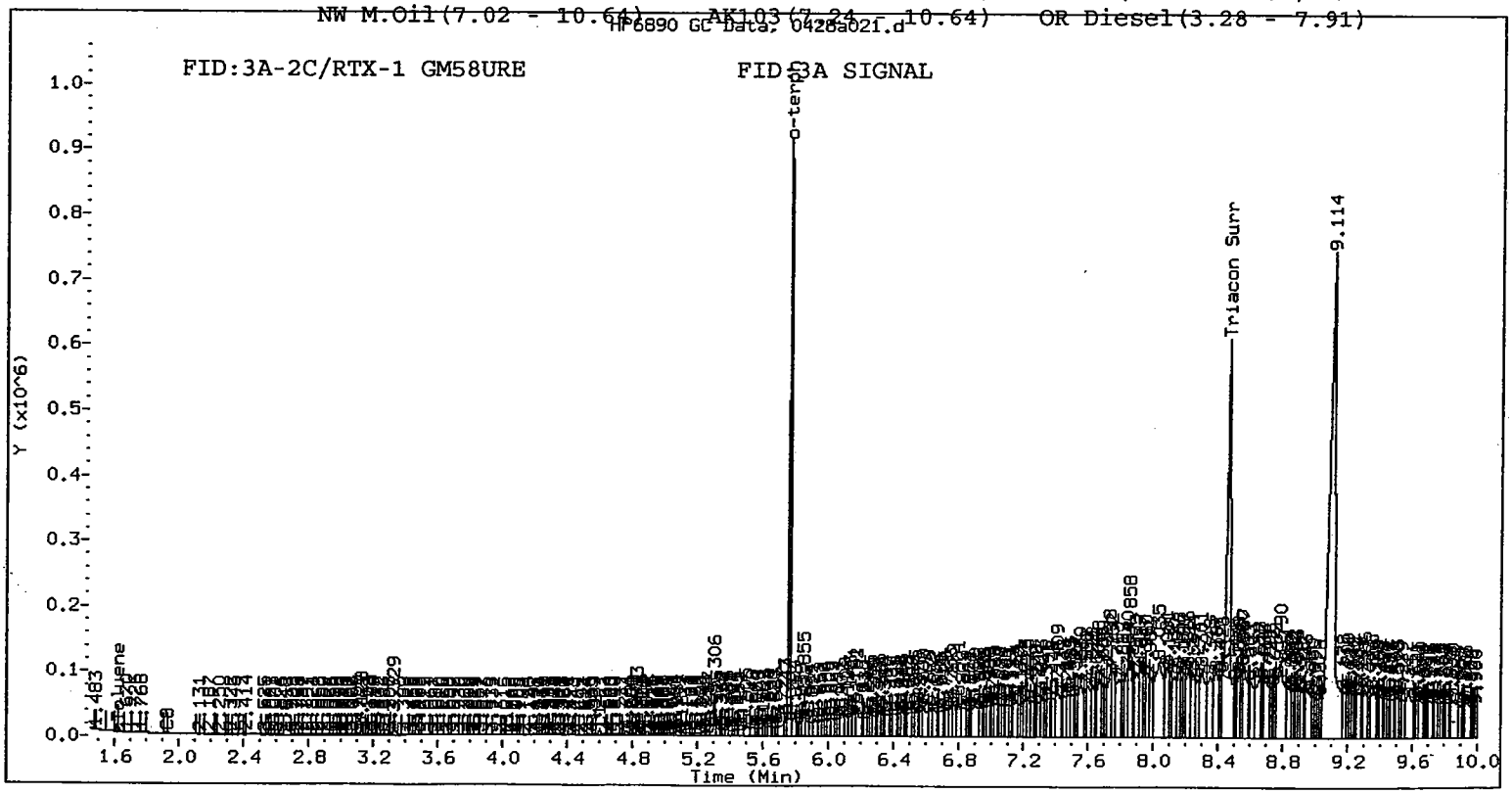

Analytical Resources Inc.
TPH Quantitation Report

Data file: /chem3/fid3a.i/20040415.b/0415a062.d
Method: /chem3/fid3a.i/20040415.b/acidsiltphfid3a.m
Instrument: fid3a.i
Operator: LJR
Report Date: 04/16/2004
Macro: 13-MAR-2004
Calibration Dates: Gas:31-DEC-2003 Diesel:09-APR-2004 M.Oil:19-MAR-2004

ARI ID: GM58V
Client ID:
Injection: 16-APR-2004 07:15

Dilution Factor: 1

FID:3A RESULTS

Compound	RT	Shift	Height	Area	Range	Total Area	Conc
Toluene	1.594	-0.006	17676	16068	GAS (Tol-C12)	142299	0
C8	1.906	0.001	870	490	DIESEL (C12-C24)	3927410	275
C10	3.297	0.021	396	46	M.OIL (C24-C38)	15566387	1875*
C12	4.051	0.019	1217	567			
C14	4.624	0.028	1800	1605			
C16	5.134	0.018	4593	458			
C18	5.614	0.000	21988	36705			
C20	6.102	0.015	50968	57299			
C22	6.554	0.010	47714	62042			
C24	7.020	0.020	59029	69207			
C25	7.252	0.027	78265	138795			
C26	7.482	0.033	66891	41034			
C28	7.904	0.017	137554	151414			
C32	8.746	0.022	90741	57476			
C34	9.141	-0.018	63955	112604			
Filter Peak	9.685	0.470	98453	84937			
C36	9.650	-0.006	41729.0	25612	o-Terph Surrogate Rec = 60.5%		(482179)
C38	10.162	0.015	21898.0	11713	Triacon Surrogate Rec = 68.0%		(499305)
C40	10.682	0.007	6554	1690			
o-terph	5.772	0.004	780742	482179			
Triacon Surr	8.401	0.078	574046	499305			

* Indicates Filter Peak subtracted

Range Times: NW Diesel(4.032 - 7.000) AK102(3.28 - 7.23) Jet A(3.28 - 5.61)
NW M.Oil(7.00 - 10.15) AK103(7.23 - 10.15) OR Diesel(3.28 - 7.89)

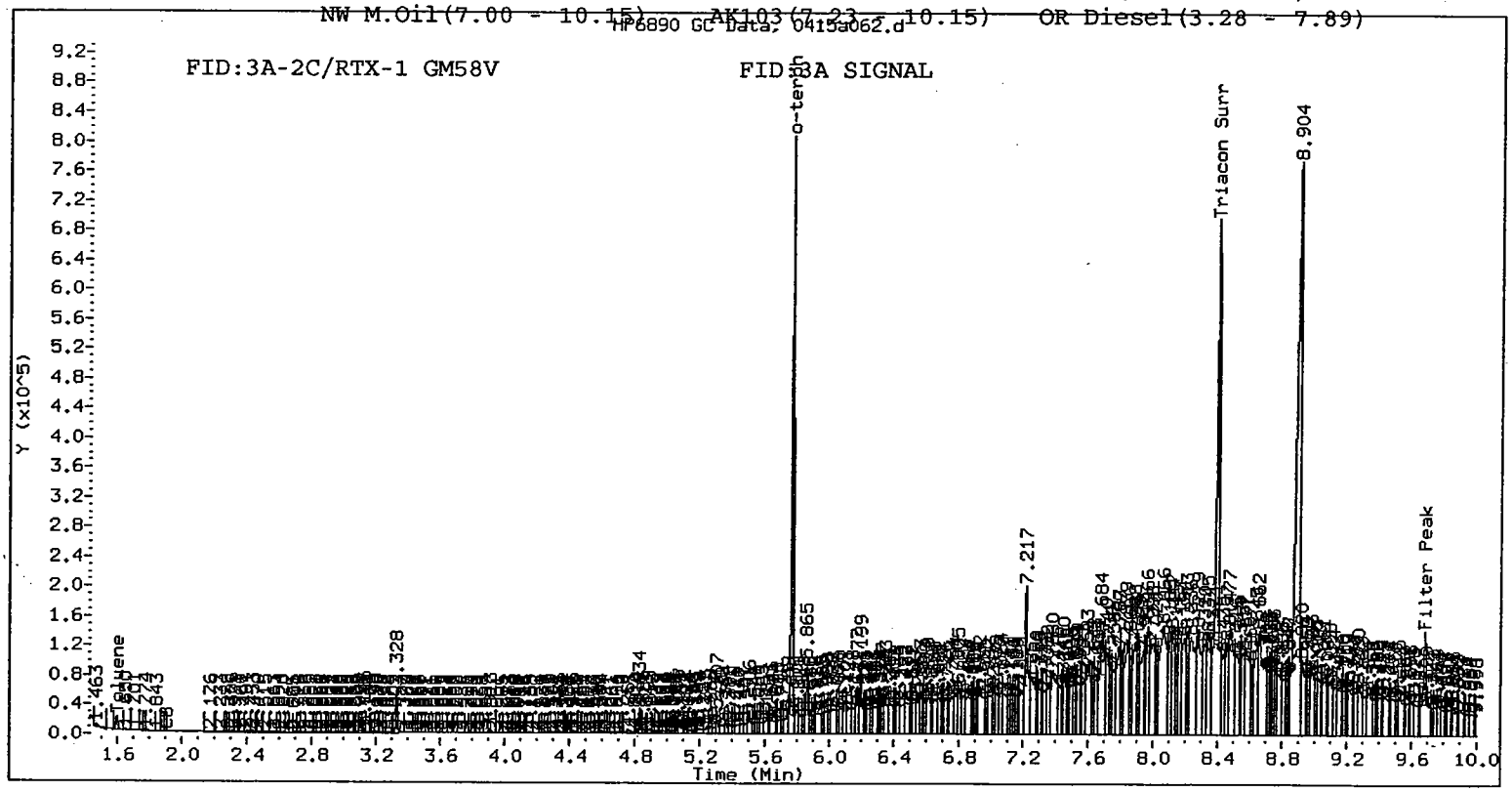

ANALYTICAL RESOURCES INCORPORATED

ORGANICS ANALYSIS DATA SHEET
NWTPHD by GC/FID-Silica and Acid Cleaned

Sample ID: MW-105,6-7
MS/MSD

Lab Sample ID: GM58E
LIMS ID: 04-5057
Matrix: Soil
Data Release Authorized:
Reported: 04/21/04

QC Report No: GM58-Landau Associates
Project: POA Uplands Investig
529009.311
Date Sampled: 03/31/04
Date Received: 04/01/04

Date Extracted MS/MSD: 04/12/04

Date Analyzed MS: 04/16/04 15:38
MSD: 04/15/04 23:15
Instrument/Analyst MS: FID/ESJ
MSD: FID/ESJ

Sample Amount MS: 3.35 g-dry-wt
MSD: 3.35 g-dry-wt
Final Extract Volume MS: 1.0 mL
MSD: 1.0 mL
Dilution Factor MS: 1.0
MSD: 1.0
Percent Moisture: 66.5%

Range	Sample	MS	Spike Added-MS	MS Recovery	MSD	Spike Added-MSD	MSD Recovery	RPD
Diesel	< 7.4 U	325	448	72.5%	340	448	75.9%	4.5%

Results reported in mg/kg
RPD calculated using sample concentrations per SW846.

Analytical Resources Inc.
TPH Quantitation Report

Data file: /chem3/fid3a.i/20040415.b/0415a088.d
Method: /chem3/fid3a.i/20040415.b/acidsiltphfid3a.m
Instrument: fid3a.i
Operator: LJR
Report Date: 04/16/2004
Macro: 13-MAR-2004
Calibration Dates: Gas:31-DEC-2003 Diesel:09-APR-2004 M.Oil:19-MAR-2004

ARI ID: GM58EMS
Client ID:
Injection: 16-APR-2004 15:38

Dilution Factor: 1

4/19/04

FID:3A RESULTS

Compound	RT	Shift	Height	Area	Range	Total Area	Conc
Toluene	1.597	-0.003	25933	31560	GAS (Tol-C12)	3451191	12
C8	1.904	-0.002	14049	20611	DIESEL (C12-C24)	15569205	1090
C10	3.277	0.000	132315	96603	M.OIL (C24-C38)	735853	89*
C12	4.033	0.001	399053	336008			
C14	4.599	0.003	550355	545601			
C16	5.120	0.004	609584	495013			
C18	5.617	0.003	450731	362243			
C20	6.089	0.003	291621	201292			
C22	6.544	0.000	114750	94918			
C24	6.997	-0.003	38315	35928			
C25	7.222	-0.003	25043	31270			
C26	7.446	-0.004	14335	13570			
C28	7.881	-0.006	8982	13202			
C32	8.721	-0.003	4864	8211			
C34	9.159	-0.001	2308	6379			
Filter Peak	9.600	0.385	122496	117912			
C36	----				o-Terph Surrogate Rec = 91% ✓	(722567)	
C38	10.146	-0.001	1032.0	1601	Triacon Surrogate Rec = 94.7%	(695484)	
C40	----						
o-terph	5.772	0.004	1024128	722567			
Triacon Surr	8.326	0.004	735265	695484			

* Indicates Filter Peak subtracted

Range Times: NW Diesel(4.032 - 7.000) AK102(3.28 - 7.23) Jet A(3.28 - 5.61)
NW M.Oil(7.00 - 10.15) AK103(7.23 - 10.15) OR Diesel(3.28 - 7.89)

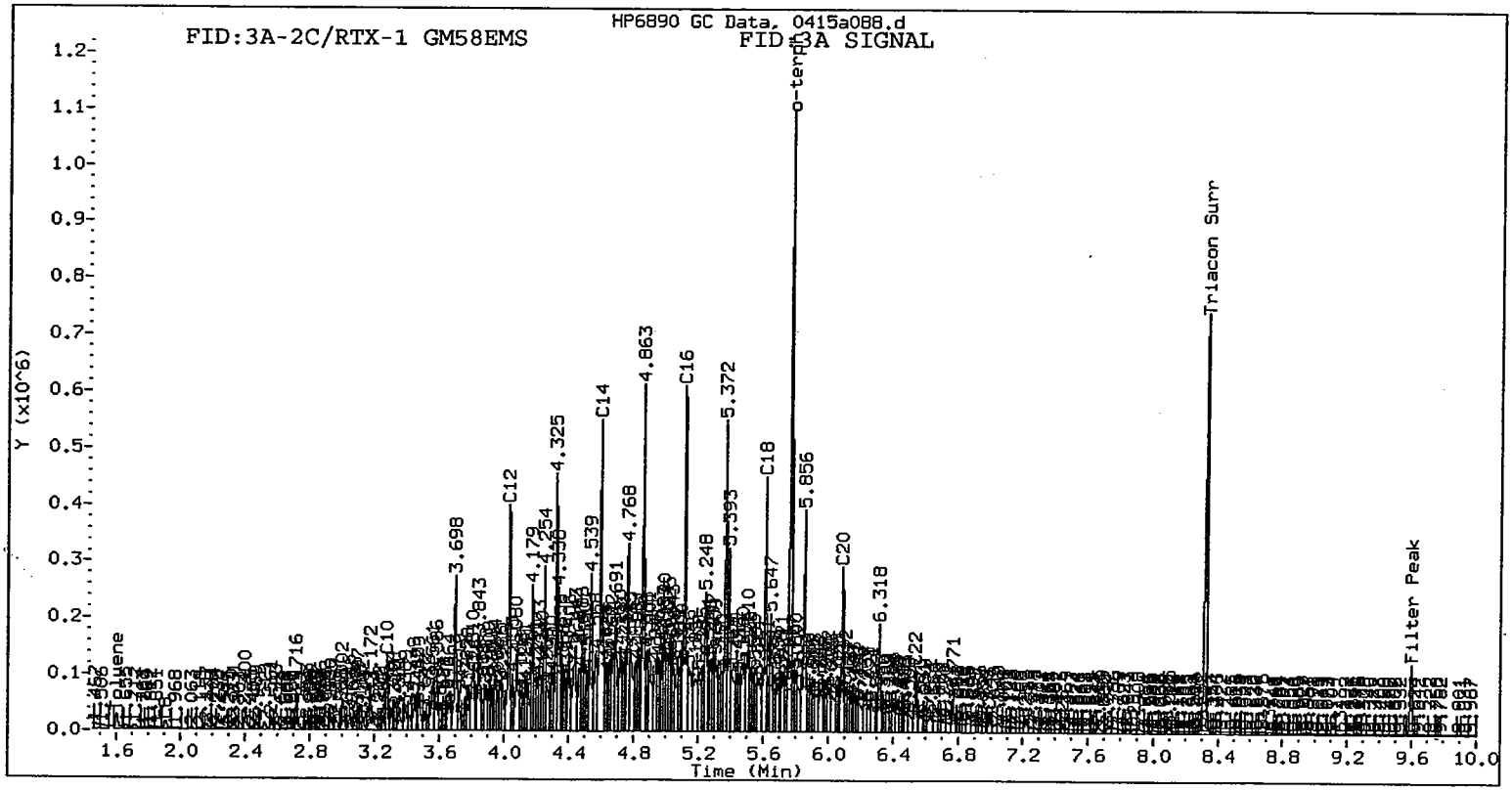

Analytical Resources Inc.
TPH Quantitation Report

Data file: /chem3/fid3a.i/20040415.b/0415a037.d
Method: /chem3/fid3a.i/20040415.b/acidsiltphfid3a.m
Instrument: fid3a.i
Operator: LJR
Report Date: 04/16/2004
Macro: 13-MAR-2004
Calibration Dates: Gas:31-DEC-2003 Diesel:09-APR-2004 M.Oil:19-MAR-2004

ARI ID: GM58EMSD
Client ID:
Injection: 15-APR-2004 23:15

Dilution Factor: 1

4/19/04

FID:3A RESULTS

Compound	RT	Shift	Height	Area
Toluene	1.596	-0.004	22321	20993
C8	1.903	-0.002	12438	16233
C10	3.304	0.027	156592	158263
C12	4.055	0.022	101495	73819
C14	4.613	0.017	186078	119697
C16	5.135	0.019	123194	71673
C18	5.617	0.003	472595	384555
C20	6.108	0.021	86338	85167
C22	6.565	0.021	29454	48765
C24	7.024	0.024	18661	22624
C25	7.244	0.019	9891	11416
C26	7.490	0.041	5480	8565
C28	7.917	0.030	4932	8678
C32	8.733	0.009	2736	3940
C34	9.138	-0.022	1986	5441
Filter Peak	9.587	0.372	156592	158263
C36	----			
C38	----			
C40	----			
o-terph	5.771	0.003	1021015	713010
Triacon Surr	8.319	-0.003	762688	714450

Range	Total Area	Conc
GAS (Tol-C12)	3361218	11
DIESEL (C12-C24)	16284768	1140
M.OIL (C24-C38)	712848	86*

o-Terph Surrogate Rec = 89% (713010)
Triacon Surrogate Rec = 97.2%

* Indicates Filter Peak subtracted

Range Times: NW Diesel(4.032 - 7.000) AK102(3.28 - 7.23) Jet A(3.28 - 5.61)
NW M.Oil(7.00 - 10.15) AK103(7.23 - 10.15) OR Diesel(3.28 - 7.89)

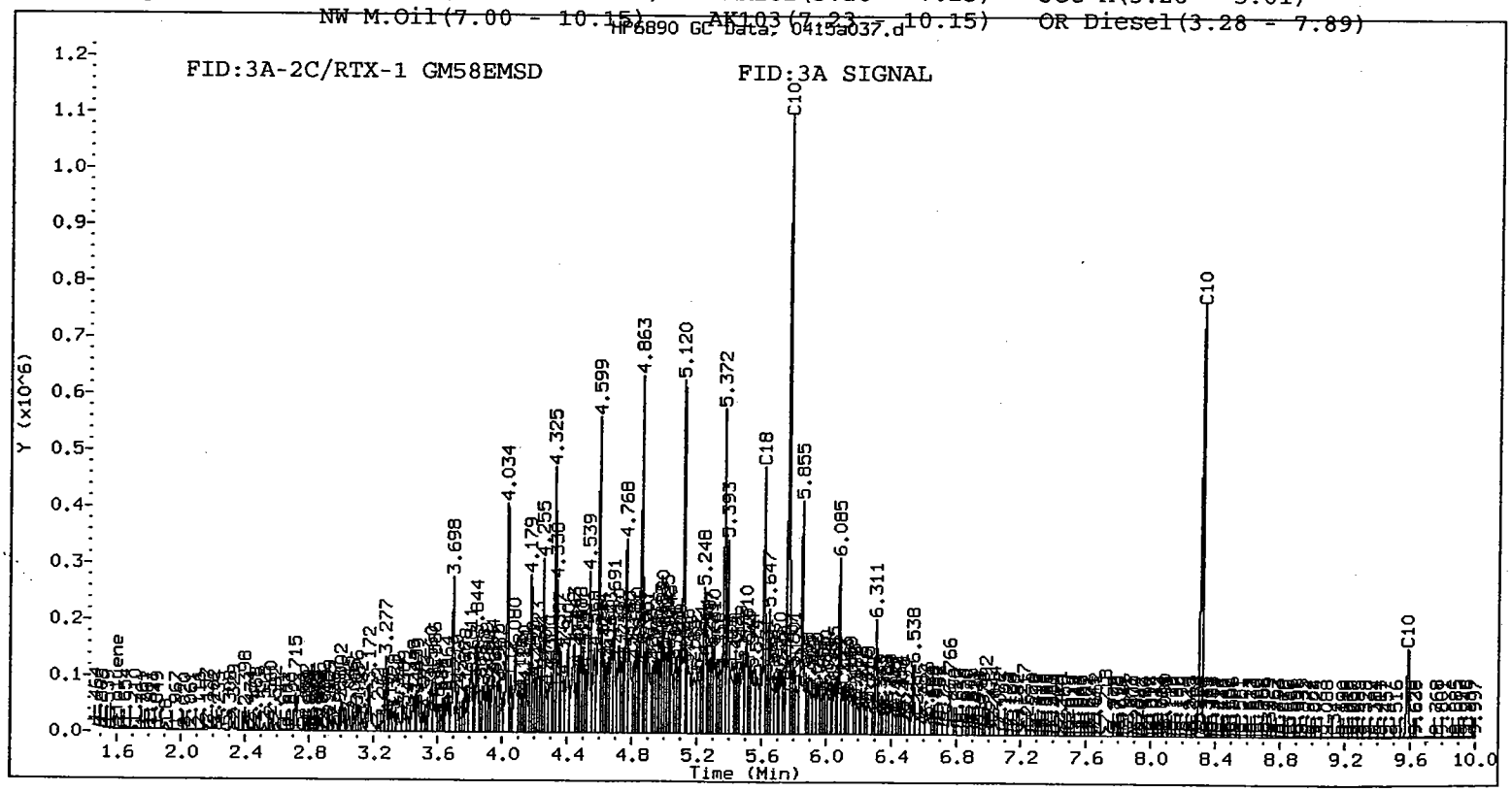

ANALYTICAL RESOURCES INCORPORATED

ORGANICS ANALYSIS DATA SHEET
NWTPHD by GC/FID-Silica and Acid Cleaned

Sample ID: LCS-041204
LAB CONTROL

Lab Sample ID: LCS-041204
LIMS ID: 04-5057
Matrix: Soil
Data Release Authorized:
Reported: 04/21/04

QC Report No: GM58-Landau Associates
Project: POA Uplands Investig
529009.311
Date Sampled: 03/31/04
Date Received: 04/01/04

Date Extracted: 04/12/04
Date Analyzed: 04/15/04 22:18
Instrument/Analyst: FID/ESJ

Sample Amount: 10.0 g
Final Extract Volume: 1.0 mL
Dilution Factor: 1.0

Range	Lab Control	Spike Added	Recovery
Diesel	130	150	86.7%

TPHD Surrogate Recovery

o-Terphenyl	109%

Results reported in mg/kg

Analytical Resources Inc.
TPH Quantitation Report

Data file: /chem3/fid3a.i/20040415.b/0415a034.d
Method: /chem3/fid3a.i/20040415.b/acidsiltphfid3a.m
Instrument: fid3a.i
Operator: LJR
Report Date: 04/16/2004
Macro: 13-MAR-2004
Calibration Dates: Gas:31-DEC-2003 Diesel:09-APR-2004 M.Oil:19-MAR-2004

ARI ID: GM58LCSS1
Client ID:
Injection: 15-APR-2004 22:18

Dilution Factor: 1

4/19/04

FID:3A RESULTS

Compound	RT	Shift	Height	Area
Toluene	1.588	-0.012	29340	25720
C8	1.895	-0.011	17311	20995
C10	3.303	0.027	48415	36168
C12	4.054	0.022	117907	85598
C14	4.613	0.017	217425	145558
C16	5.146	0.030	135806	193240
C18	5.618	0.004	526646	432832
C20	6.108	0.022	95127	96569
C22	6.567	0.023	32033	66535
C24	7.014	0.014	10539	10565
C25	7.244	0.019	8930	9280
C26	7.488	0.038	4134	6493
C28	7.915	0.028	2028	2383
C32	8.768	0.044	563	859
C34	9.145	-0.014	891	1082
Filter Peak	9.590	0.375	159284	160675
C36	----			
C38	10.138	-0.009	394.0	857
C40	----			
o-terph	5.773	0.005	1138432	867130
Triacon Surr	8.322	0.000	824044	823739

Range	Total Area	Conc
GAS (Tol-C12)	4041717	14
DIESEL (C12-C24)	18554177	1299
M.OIL (C24-C38)	377077	45*

o-Terph Surrogate Rec = 109% (867130)
Triacon Surrogate Rec = 112.1% (823739)

* Indicates Filter Peak subtracted

Range Times: NW Diesel(4.032 - 7.000) AK102(3.28 - 7.23) Jet A(3.28 - 5.61)
NW M.Oil(7.00 - 10.15) AK103(7.23 - 10.15) OR Diesel(3.28 - 7.89)

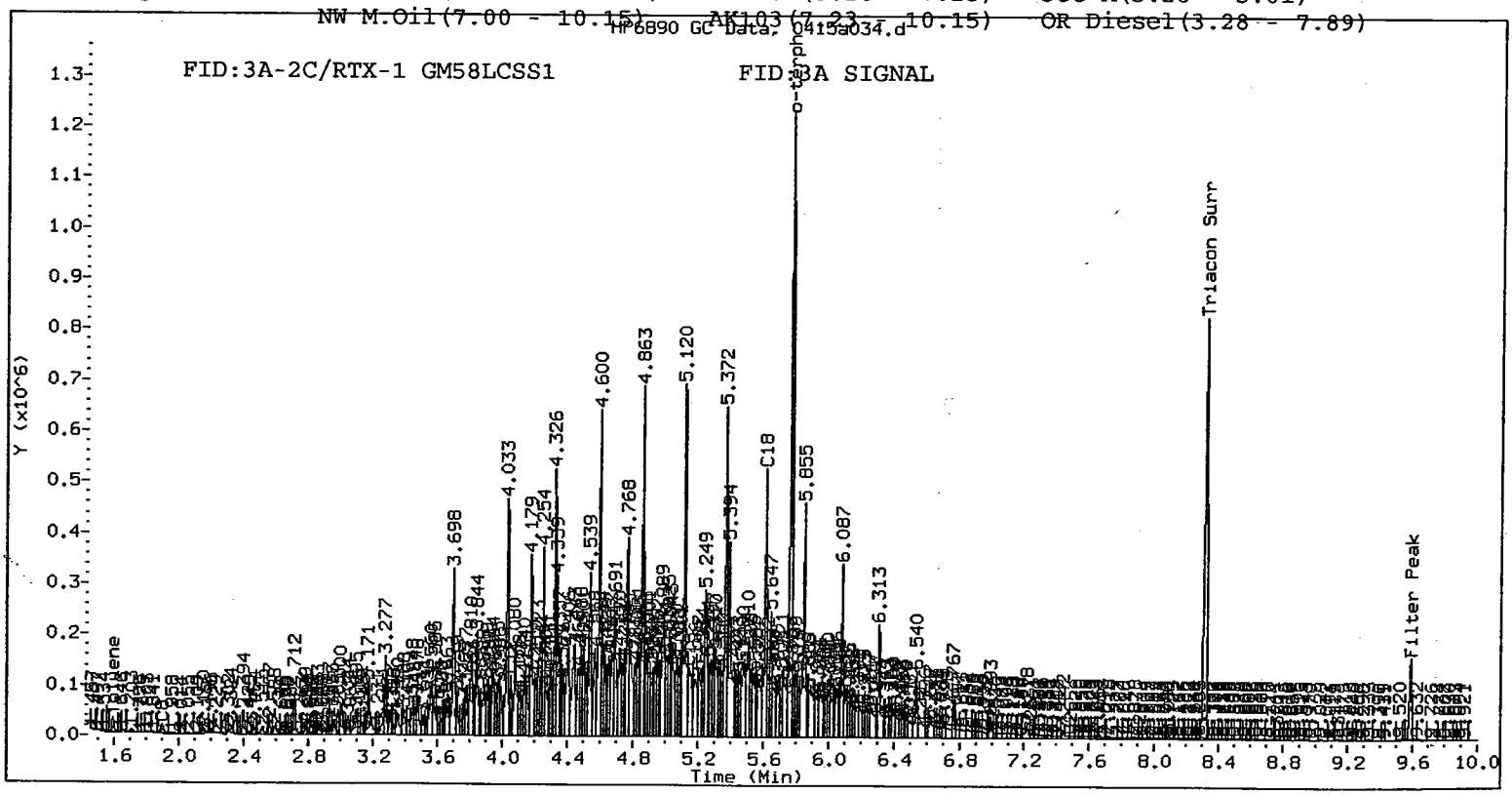

ANALYTICAL RESOURCES INCORPORATED

ORGANICS ANALYSIS DATA SHEET
NWTPHD by GC/FID-Silica and Acid Cleaned **Sample ID: LCS-042204**
Page 1 of 1 **LAB CONTROL**

Lab Sample ID: LCS-042204
LIMS ID: 04-5072
Matrix: Soil
Data Release Authorized:
Reported: 05/11/04

QC Report No: GM58-Landau Associates
Project: POA Uplands Investig
529009.311
Date Sampled: 03/31/04
Date Received: 04/01/04

Date Extracted: 04/22/04
Date Analyzed: 04/28/04 17:28
Instrument/Analyst: FID/ESJ

Sample Amount: 10.0 g
Final Extract Volume: 1.0 mL
Dilution Factor: 1.0

Range	Lab Control	Spike Added	Recovery
Diesel	115	150	76.7%

TPHD Surrogate Recovery

o-Terphenyl	81.3%

Results reported in mg/kg

Analytical Resources Inc.
TPH Quantitation Report

LCSS2

Data file: /chem3/fid3a.i/20040428.b/0428a019.d
Method: /chem3/fid3a.i/20040428.b/acidsiltphfid3a.m
Instrument: fid3a.i
Operator: ESJ
Report Date: 04/29/2004
Macro: 13-MAR-2004
Calibration Dates: Gas:31-DEC-2003 Diesel:09-APR-2004 M.Oil:19-MAR-2004

ARI ID: GM58~~LCSS1~~
Client ID:
Injection: 28-APR-2004 17:28
Dilution Factor: 1

GM 4/29/04

FID:3A RESULTS

Compound	RT	Shift	Height	Area	Range	Total Area	Conc
Toluene	1.597	-0.010	22137	36035	GAS (Tol-C12)	3671033	12
C8	1.905	-0.009	16124	30741	DIESEL (C12-C24)	16387952	1148
C10	3.276	-0.003	137158	94042	M.OIL (C24-C38)	511166	62*
C12	4.032	0.000	350612	322498			
C14	4.598	0.004	506239	423728			
C16	5.118	0.005	575718	579240			
C18	5.616	0.004	440956	387287			
C20	6.089	-0.004	273767	201935			
C22	6.571	0.009	30147	62130			
C24	7.032	0.012	10289	9565			
C25	7.249	0.005	18044	20168			
C26	7.469	0.001	6547	8077			
C28	7.920	0.006	3208	5918			
C32	9.008	-0.015	2002	3973			
C34	9.569	-0.013	3624	5256			
Filter Peak	10.052	0.757	108833	110567			
C36	----				o-Terph Surrogate Rec = 81% (648086)		
C38	10.640	0.001	991.0	2347	Triacon Surrogate Rec = 93.0% (683155)		
C40	----						
o-terph	5.770	0.002	962314	648086			
Triacon Surr	8.458	-0.011	552856	683155			

* Indicates Filter Peak subtracted

Range Times: NW Diesel(4.032 - 7.020) AK102(3.28 - 7.24) Jet A(3.28 - 5.61)
NW M.Oil(7.02 - 10.64) AK103(7.24 - 10.64) OR Diesel(3.28 - 7.91)

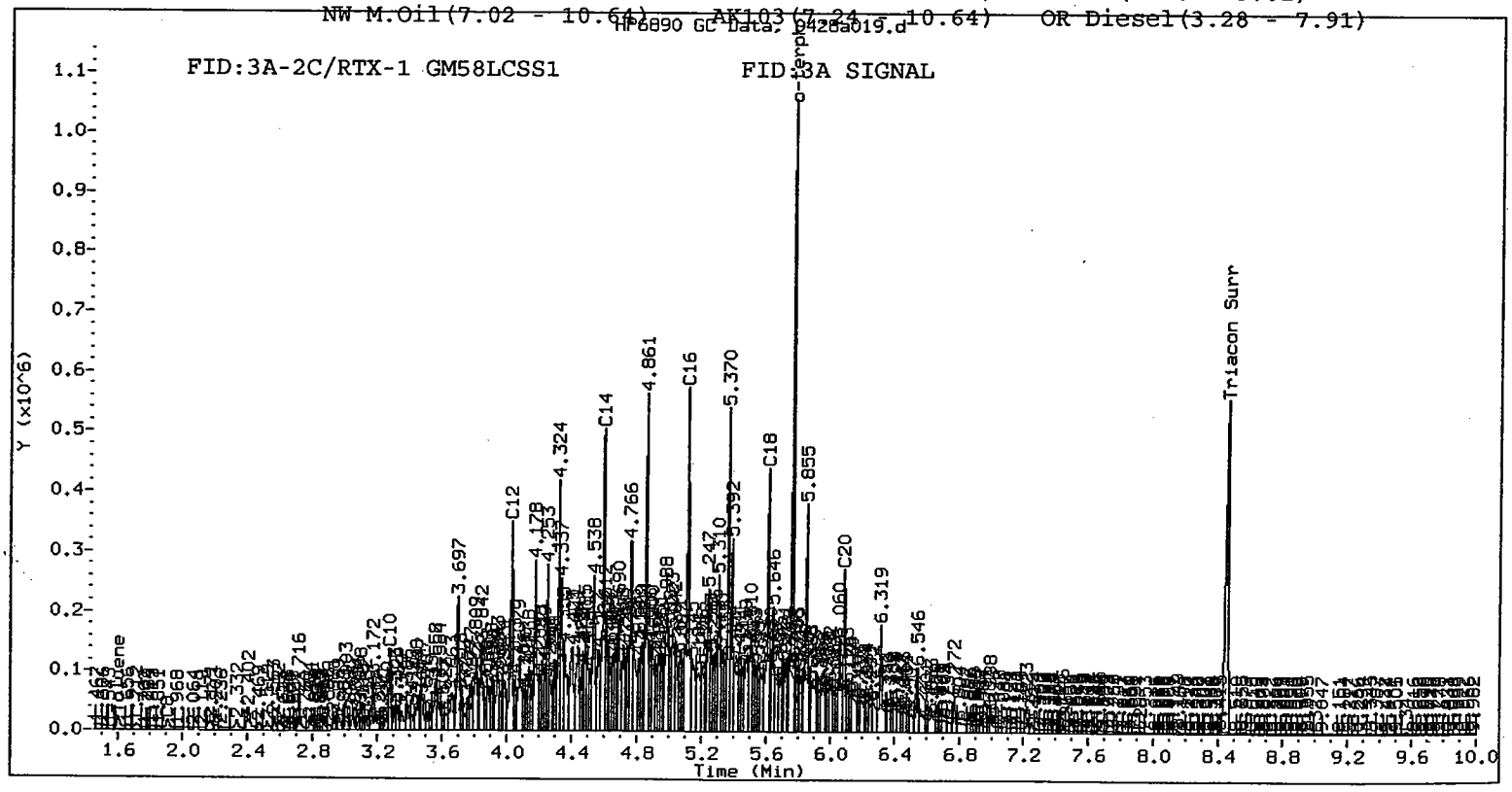

ANALYTICAL RESOURCES INCORPORATED

CLEANED TPHD SURROGATE RECOVERY SUMMARY

Matrix: Soil

QC Report No: GM58-Landau Associates
Project: POA Uplands Investig
529009.311

Client ID	O-TER	TOT OUT
MB-041204	105%	0
LCS-041204	109%	0
MW-105,6-7	93.3%	0
MW-105,6-7 MS	90.7%	0
MW-105,6-7 MSD	89.3%	0
MW-105,7-8	78.2%	0
MW-105,8-9	82.4%	0
MW-105,15-16	86.7%	0
MW-105,15-16 DUP	76.0%	0
MW-106,4-5	84.9%	0
MW-106,7-8	68.2%	0
MW-106,9-10	72.4%	0
MW-106,14-15	72.7%	0
MW-111,2-3	78.0%	0
MW-111,4-5	75.8%	0
LSB-5,4-5	65.6%	0
LSB-5,7-8	58.2%	0
LSB-5,9-10	63.6%	0
LSB-5,10-11	85.6%	0
LSB-5,14-15	78.2%	0
MB-042204	94.7%	0
LCS-042204	81.3%	0
LSB-6,4-5	34.9%	0
LSB-6,4-5 RE	70.7%	0
LSB-6,6-7	27.6%*	1
LSB-6,6-7 RE	72.2%	0
LSB-6,14-15	60.4%	0

	LCS/MB LIMITS	QC LIMITS
(O-TER) = o-Terphenyl	(45-136)	(30-120)

Prep Method: SW3545
Log Number Range: 04-5057 to 04-5074

ANALYTICAL RESOURCES INCORPORATED

TOTAL DIESEL RANGE HYDROCARBONS-EXTRACTION REPORT

Matrix: Soil
Date Received: 04/01/04

ARI Job: GM58
Project: POA Uplands Investig
529009.311

ARI ID	Client ID	Client Amt	Final Vol	Basis	Prep Date
04-5057-041204MB1	Method Blank	10.0 g	1.00 mL	-	04/12/04
04-5057-041204LCS1	Lab Control	10.0 g	1.00 mL	-	04/12/04
04-5057-GM58E	MW-105,6-7	3.36 g	1.00 mL	D	04/12/04
04-5057-GM58EMS	MW-105,6-7	3.35 g	1.00 mL	D	04/12/04
04-5057-GM58EMSD	MW-105,6-7	3.35 g	1.00 mL	D	04/12/04
04-5058-GM58F	MW-105,7-8	2.04 g	1.00 mL	D	04/12/04
04-5059-GM58G	MW-105,8-9	3.71 g	1.00 mL	D	04/12/04
04-5060-GM58H	MW-105,15-16	7.56 g	1.00 mL	D	04/12/04
04-5060-GM58HDP	MW-105,15-16	7.57 g	1.00 mL	D	04/12/04
04-5061-GM58I	MW-106,4-5	7.34 g	1.00 mL	D	04/12/04
04-5062-GM58J	MW-106,7-8	2.68 g	1.00 mL	D	04/12/04
04-5063-GM58K	MW-106,9-10	2.47 g	1.00 mL	D	04/12/04
04-5064-GM58L	MW-106,14-15	1.55 g	1.00 mL	D	04/12/04
04-5065-GM58M	MW-111,2-3	9.01 g	1.00 mL	D	04/12/04
04-5066-GM58N	MW-111,4-5	8.94 g	1.00 mL	D	04/12/04
04-5067-GM58O	LSB-5,4-5	7.80 g	1.00 mL	D	04/12/04
04-5068-GM58P	LSB-5,7-8	6.50 g	1.00 mL	D	04/12/04
04-5069-GM58Q	LSB-5,9-10	4.33 g	1.00 mL	D	04/12/04
04-5070-GM58R	LSB-5,10-11	1.15 g	1.00 mL	D	04/12/04
04-5071-GM58S	LSB-5,14-15	1.99 g	1.00 mL	D	04/12/04
04-5072-042204MB1	Method Blank	10.0 g	1.00 mL	-	04/22/04
04-5072-042204LCS1	Lab Control	10.0 g	1.00 mL	-	04/22/04
04-5072-GM58T	LSB-6,4-5	6.50 g	1.00 mL	D	04/12/04
04-5072-GM58TRE	LSB-6,4-5	6.48 g	1.00 mL	D	04/22/04
04-5073-GM58U	LSB-6,6-7	5.80 g	1.00 mL	D	04/12/04
04-5073-GM58URE	LSB-6,6-7	5.80 g	1.00 mL	D	04/22/04
04-5074-GM58V	LSB-6,14-15	2.81 g	1.00 mL	D	04/12/04

Basis: D=Dry Weight W=As Received

ANALYTICAL RESOURCES INCORPORATED

INORGANICS ANALYSIS DATA SHEET
TOTAL METALS

Sample ID: METHOD BLANK

Lab Sample ID: GM58MB
LIMS ID: 04-5066
Matrix: Soil
Data Release Authorized:
Reported: 04/14/04

QC Report No: GM58-Landau Associates
Project: POA Uplands Investig
529009.311
Date Sampled: NA
Date Received: NA

Percent Total Solids: NA

Prep Meth	Prep Date	Analysis Method	Analysis Date	CAS Number	Analyte	RL	mg/kg-dry	Q
3050B	04/08/04	6010B	04/09/04	7440-36-0	Antimony	5	5	U
3050B	04/08/04	7060A	04/12/04	7440-38-2	Arsenic	0.1	0.1	U
3050B	04/08/04	6010B	04/09/04	7440-43-9	Cadmium	0.2	0.2	U
3050B	04/08/04	6010B	04/09/04	7440-47-3	Chromium	0.5	0.5	U
3050B	04/08/04	6010B	04/09/04	7440-50-8	Copper	0.2	0.2	U
3050B	04/08/04	6010B	04/09/04	7439-92-1	Lead	2	2	U
CLP	04/08/04	7471A	04/09/04	7439-97-6	Mercury	0.05	0.05	U
3050B	04/08/04	6010B	04/09/04	7440-02-0	Nickel	1	1	U
3050B	04/08/04	6010B	04/09/04	7440-28-0	Thallium	5	5	U
3050B	04/08/04	6010B	04/09/04	7440-66-6	Zinc	0.6	0.6	U

U-Analyte undetected at given RL
RL-Reporting Limit

ANALYTICAL RESOURCES INCORPORATED

INORGANICS ANALYSIS DATA SHEET
TOTAL METALS

Sample ID: METHOD BLANK

Lab Sample ID: GM58MB
LIMS ID: 04-5073
Matrix: Soil
Data Release Authorized:
Reported: 04/14/04

QC Report No: GM58-Landau Associates
Project: POA Uplands Investig
529009.311
Date Sampled: NA
Date Received: NA

Percent Total Solids: NA

Prep Meth	Prep Date	Analysis Method	Analysis Date	CAS Number	Analyte	RL	mg/kg-dry	Q
3050B	04/08/04	6010B	04/09/04	7440-36-0	Antimony	5	5	U
3050B	04/08/04	7060A	04/12/04	7440-38-2	Arsenic	0.1	0.1	U
3050B	04/08/04	6010B	04/09/04	7440-43-9	Cadmium	0.2	0.2	U
3050B	04/08/04	6010B	04/09/04	7440-50-8	Copper	0.2	0.2	U
3050B	04/08/04	6010B	04/09/04	7439-92-1	Lead	2	2	U
CLP	04/08/04	7471A	04/09/04	7439-97-6	Mercury	0.05	0.05	U
3050B	04/08/04	6010B	04/09/04	7440-02-0	Nickel	1	1	U
3050B	04/08/04	6010B	04/09/04	7440-28-0	Thallium	5	5	U

U-Analyte undetected at given RL
RL-Reporting Limit

ANALYTICAL RESOURCES INCORPORATED

INORGANICS ANALYSIS DATA SHEET
TOTAL METALS

Sample ID: MW-102,5-6
SAMPLE

Lab Sample ID: GM58A
LIMS ID: 04-5053
Matrix: Soil
Data Release Authorized:
Reported: 04/14/04

QC Report No: GM58-Landau Associates
Project: POA Uplands Investig
529009.311
Date Sampled: 03/30/04
Date Received: 04/01/04

Percent Total Solids: 82.5%

Prep Meth	Prep Date	Analysis Method	Analysis Date	CAS Number	Analyte	RL	mg/kg-dry	Q
3050B	04/08/04	6010B	04/09/04	7440-36-0	Antimony	6	6	U
3050B	04/08/04	7060A	04/13/04	**7440-38-2**	**Arsenic**	3	**25**	
3050B	04/08/04	6010B	04/09/04	**7440-43-9**	**Cadmium**	0.2	**0.4**	
3050B	04/08/04	6010B	04/09/04	**7440-50-8**	**Copper**	0.2	**38.9**	
3050B	04/08/04	6010B	04/09/04	**7439-92-1**	**Lead**	2	**71**	
CLP	04/08/04	7471A	04/09/04	**7439-97-6**	**Mercury**	0.06	**0.08**	
3050B	04/08/04	6010B	04/09/04	**7440-02-0**	**Nickel**	1	**100**	
3050B	04/08/04	6010B	04/09/04	7440-28-0	Thallium	6	6	U

U-Analyte undetected at given RL
RL-Reporting Limit

ANALYTICAL RESOURCES INCORPORATED

INORGANICS ANALYSIS DATA SHEET
TOTAL METALS

Sample ID: MW-102,9-10
SAMPLE

Lab Sample ID: GM58B
LIMS ID: 04-5054
Matrix: Soil
Data Release Authorized:
Reported: 04/14/04

QC Report No: GM58-Landau Associates
Project: POA Uplands Investig
529009.311
Date Sampled: 03/30/04
Date Received: 04/01/04

Percent Total Solids: 77.2%

Prep Meth	Prep Date	Analysis Method	Analysis Date	CAS Number	Analyte	RL	mg/kg-dry	Q
3050B	04/08/04	6010B	04/09/04	7440-36-0	Antimony	6	6	U
3050B	04/08/04	7060A	04/13/04	**7440-38-2**	**Arsenic**	1	**19**	
3050B	04/08/04	6010B	04/09/04	7440-43-9	Cadmium	0.3	0.3	U
3050B	04/08/04	6010B	04/09/04	**7440-50-8**	**Copper**	0.3	**47.3**	
3050B	04/08/04	6010B	04/09/04	**7439-92-1**	**Lead**	3	**28**	
CLP	04/08/04	7471A	04/09/04	**7439-97-6**	**Mercury**	0.05	**0.07**	
3050B	04/08/04	6010B	04/09/04	**7440-02-0**	**Nickel**	1	**35**	
3050B	04/08/04	6010B	04/09/04	7440-28-0	Thallium	6	6	U

U-Analyte undetected at given RL
RL-Reporting Limit

ANALYTICAL RESOURCES INCORPORATED

INORGANICS ANALYSIS DATA SHEET
TOTAL METALS
Page 1 of 1

Sample ID: MW-103,4-5
SAMPLE

Lab Sample ID: GM58C
LIMS ID: 04-5055
Matrix: Soil
Data Release Authorized:
Reported: 04/14/04

QC Report No: GM58-Landau Associates
Project: POA Uplands Investig
529009.311
Date Sampled: 03/30/04
Date Received: 04/01/04

Percent Total Solids: 88.4%

Prep Meth	Prep Date	Analysis Method	Analysis Date	CAS Number	Analyte	RL	mg/kg-dry	Q
3050B	04/08/04	6010B	04/09/04	7440-36-0	Antimony	6	6	U
3050B	04/08/04	7060A	04/12/04	**7440-38-2**	**Arsenic**	0.3	**3.0**	
3050B	04/08/04	6010B	04/09/04	7440-43-9	Cadmium	0.2	0.2	U
3050B	04/08/04	6010B	04/09/04	**7440-50-8**	**Copper**	0.2	**21.8**	
3050B	04/08/04	6010B	04/09/04	**7439-92-1**	**Lead**	2	**18**	
CLP	04/08/04	7471A	04/09/04	7439-97-6	Mercury	0.05	0.05	U
3050B	04/08/04	6010B	04/09/04	**7440-02-0**	**Nickel**	1	**35**	
3050B	04/08/04	6010B	04/09/04	7440-28-0	Thallium	6	6	U

U-Analyte undetected at given RL
RL-Reporting Limit

ANALYTICAL RESOURCES INCORPORATED

INORGANICS ANALYSIS DATA SHEET
TOTAL METALS

Sample ID: MW-103,9-10
SAMPLE

Lab Sample ID: GM58D
LIMS ID: 04-5056
Matrix: Soil
Data Release Authorized: BC
Reported: 04/14/04

QC Report No: GM58-Landau Associates
Project: POA Uplands Investig
529009.311
Date Sampled: 03/30/04
Date Received: 04/01/04

Percent Total Solids: 72.6%

Prep Meth	Prep Date	Analysis Method	Analysis Date	CAS Number	Analyte	RL	mg/kg-dry	Q
3050B	04/08/04	6010B	04/09/04	7440-36-0	Antimony	7	7	U
3050B	04/08/04	7060A	04/12/04	**7440-38-2**	**Arsenic**	0.3	**3.8**	
3050B	04/08/04	6010B	04/09/04	7440-43-9	Cadmium	0.3	0.3	U
3050B	04/08/04	6010B	04/09/04	**7440-50-8**	**Copper**	0.3	**26.6**	
3050B	04/08/04	6010B	04/09/04	**7439-92-1**	**Lead**	3	**19**	
CLP	04/08/04	7471A	04/09/04	7439-97-6	Mercury	0.05	0.05	U
3050B	04/08/04	6010B	04/09/04	**7440-02-0**	**Nickel**	1	**35**	
3050B	04/08/04	6010B	04/09/04	7440-28-0	Thallium	7	7	U

U-Analyte undetected at given RL
RL-Reporting Limit

ANALYTICAL RESOURCES INCORPORATED

INORGANICS ANALYSIS DATA SHEET
TOTAL METALS
Page 1 of 1

Sample ID: MW-105,6-7
SAMPLE

Lab Sample ID: GM58E
LIMS ID: 04-5057
Matrix: Soil
Data Release Authorized:
Reported: 04/14/04

QC Report No: GM58-Landau Associates
Project: POA Uplands Investig
529009.311
Date Sampled: 03/31/04
Date Received: 04/01/04

Percent Total Solids: 30.2%

Prep Meth	Prep Date	Analysis Method	Analysis Date	CAS Number	Analyte	RL	mg/kg-dry	Q
3050B	04/08/04	6010B	04/09/04	7440-36-0	Antimony	20	20	U
3050B	04/08/04	7060A	04/12/04	**7440-38-2**	**Arsenic**	0.8	**6.9**	
3050B	04/08/04	6010B	04/09/04	7440-43-9	Cadmium	0.6	0.6	U
3050B	04/08/04	6010B	04/09/04	**7440-50-8**	**Copper**	0.6	**333**	
3050B	04/08/04	6010B	04/09/04	**7439-92-1**	**Lead**	6	**225**	
CLP	04/08/04	7471A	04/09/04	**7439-97-6**	**Mercury**	0.2	**0.5**	
3050B	04/08/04	6010B	04/09/04	**7440-02-0**	**Nickel**	3	**38**	
3050B	04/08/04	6010B	04/09/04	7440-28-0	Thallium	20	20	U

U-Analyte undetected at given RL
RL-Reporting Limit

ANALYTICAL RESOURCES INCORPORATED

INORGANICS ANALYSIS DATA SHEET
TOTAL METALS

Sample ID: MW-105,7-8
SAMPLE

Lab Sample ID: GM58F
LIMS ID: 04-5058
Matrix: Soil
Data Release Authorized:
Reported: 04/14/04

QC Report No: GM58-Landau Associates
Project: POA Uplands Investig
529009.311
Date Sampled: 03/31/04
Date Received: 04/01/04

Percent Total Solids: 20.6%

Prep Meth	Prep Date	Analysis Method	Analysis Date	CAS Number	Analyte	RL	mg/kg-dry	Q
3050B	04/08/04	6010B	04/09/04	7440-36-0	Antimony	20	20	U
3050B	04/08/04	7060A	04/13/04	**7440-38-2**	**Arsenic**	0.5	**2.3**	
3050B	04/08/04	6010B	04/09/04	7440-43-9	Cadmium	0.9	0.9	U
3050B	04/08/04	6010B	04/09/04	**7440-50-8**	**Copper**	0.9	**22.7**	
3050B	04/08/04	6010B	04/09/04	**7439-92-1**	**Lead**	9	**13**	
CLP	04/08/04	7471A	04/09/04	7439-97-6	Mercury	0.2	0.2	U
3050B	04/08/04	6010B	04/09/04	**7440-02-0**	**Nickel**	5	**7**	
3050B	04/08/04	6010B	04/09/04	7440-28-0	Thallium	20	20	U

U-Analyte undetected at given RL
RL-Reporting Limit

ANALYTICAL RESOURCES INCORPORATED

INORGANICS ANALYSIS DATA SHEET
TOTAL METALS

Sample ID: MW-105,8-9
SAMPLE

Lab Sample ID: GM58G
LIMS ID: 04-5059
Matrix: Soil
Data Release Authorized:
Reported: 04/14/04

QC Report No: GM58-Landau Associates
Project: POA Uplands Investig
529009.311
Date Sampled: 03/31/04
Date Received: 04/01/04

Percent Total Solids: 16.8%

Prep Meth	Prep Date	Analysis Method	Analysis Date	CAS Number	Analyte	RL	mg/kg-dry	Q
3050B	04/08/04	6010B	04/09/04	7440-36-0	Antimony	30	30	U
3050B	04/08/04	7060A	04/13/04	**7440-38-2**	**Arsenic**	0.6	**3.5**	
3050B	04/08/04	6010B	04/09/04	7440-43-9	Cadmium	1	1	U
3050B	04/08/04	6010B	04/09/04	**7440-50-8**	**Copper**	1	**41**	
3050B	04/08/04	6010B	04/09/04	**7439-92-1**	**Lead**	10	**30**	
CLP	04/08/04	7471A	04/09/04	**7439-97-6**	**Mercury**	0.2	**0.4**	
3050B	04/08/04	6010B	04/09/04	**7440-02-0**	**Nickel**	6	**13**	
3050B	04/08/04	6010B	04/09/04	7440-28-0	Thallium	30	30	U

U-Analyte undetected at given RL
RL-Reporting Limit

ANALYTICAL RESOURCES INCORPORATED

INORGANICS ANALYSIS DATA SHEET
TOTAL METALS

Sample ID: MW-105,15-16
SAMPLE

Lab Sample ID: GM58H
LIMS ID: 04-5060
Matrix: Soil
Data Release Authorized:
Reported: 04/14/04

QC Report No: GM58-Landau Associates
Project: POA Uplands Investig
529009.311
Date Sampled: 03/31/04
Date Received: 04/01/04

Percent Total Solids: 75.0%

Prep Meth	Prep Date	Analysis Method	Analysis Date	CAS Number	Analyte	RL	mg/kg-dry	Q
3050B	04/08/04	6010B	04/09/04	7440-36-0	Antimony	7	7	U
3050B	04/08/04	7060A	04/12/04	**7440-38-2**	**Arsenic**	0.3	**5.4**	
3050B	04/08/04	6010B	04/09/04	**7440-43-9**	**Cadmium**	0.3	**0.7**	
3050B	04/08/04	6010B	04/09/04	**7440-50-8**	**Copper**	0.3	**10.1**	
3050B	04/08/04	6010B	04/09/04	7439-92-1	Lead	3	3	U
CLP	04/08/04	7471A	04/09/04	7439-97-6	Mercury	0.05	0.05	U
3050B	04/08/04	6010B	04/09/04	**7440-02-0**	**Nickel**	1	**15**	
3050B	04/08/04	6010B	04/09/04	7440-28-0	Thallium	7	7	U

U-Analyte undetected at given RL
RL-Reporting Limit

ANALYTICAL RESOURCES INCORPORATED

INORGANICS ANALYSIS DATA SHEET
TOTAL METALS

Sample ID: MW-106,4-5
SAMPLE

Lab Sample ID: GM58I
LIMS ID: 04-5061
Matrix: Soil
Data Release Authorized:
Reported: 04/14/04

QC Report No: GM58-Landau Associates
Project: POA Uplands Investig
529009.311
Date Sampled: 03/31/04
Date Received: 04/01/04

Percent Total Solids: 66.0%

Prep Meth	Prep Date	Analysis Method	Analysis Date	CAS Number	Analyte	RL	mg/kg-dry	Q
3050B	04/08/04	6010B	04/09/04	7440-36-0	Antimony	7	7	U
3050B	04/08/04	7060A	04/13/04	**7440-38-2**	**Arsenic**	1	**19**	
3050B	04/08/04	6010B	04/09/04	**7440-43-9**	**Cadmium**	0.3	**0.7**	
3050B	04/08/04	6010B	04/09/04	**7440-50-8**	**Copper**	0.3	**46.1**	
3050B	04/08/04	6010B	04/09/04	**7439-92-1**	**Lead**	3	**21**	
CLP	04/08/04	7471A	04/09/04	**7439-97-6**	**Mercury**	0.07	**0.10**	
3050B	04/08/04	6010B	04/09/04	**7440-02-0**	**Nickel**	1	**44**	
3050B	04/08/04	6010B	04/09/04	7440-28-0	Thallium	7	7	U

U-Analyte undetected at given RL
RL-Reporting Limit

ANALYTICAL RESOURCES INCORPORATED

INORGANICS ANALYSIS DATA SHEET
TOTAL METALS

Sample ID: MW-106,7-8
SAMPLE

Lab Sample ID: GM58J
LIMS ID: 04-5062
Matrix: Soil
Data Release Authorized:
Reported: 04/14/04

QC Report No: GM58-Landau Associates
Project: POA Uplands Investig
529009.311
Date Sampled: 03/31/04
Date Received: 04/01/04

Percent Total Solids: 26.9%

Prep Meth	Prep Date	Analysis Method	Analysis Date	CAS Number	Analyte	RL	mg/kg-dry	Q
3050B	04/08/04	6010B	04/09/04	7440-36-0	Antimony	20	20	U
3050B	04/08/04	7060A	04/12/04	**7440-38-2**	**Arsenic**	0.9	**7.5**	
3050B	04/08/04	6010B	04/09/04	**7440-43-9**	**Cadmium**	0.7	**1.0**	
3050B	04/08/04	6010B	04/09/04	**7440-50-8**	**Copper**	0.7	**322**	
3050B	04/08/04	6010B	04/09/04	**7439-92-1**	**Lead**	7	**81**	
CLP	04/08/04	7471A	04/09/04	**7439-97-6**	**Mercury**	0.2	**0.2**	
3050B	04/08/04	6010B	04/09/04	**7440-02-0**	**Nickel**	4	**17**	
3050B	04/08/04	6010B	04/09/04	7440-28-0	Thallium	20	20	U

U-Analyte undetected at given RL
RL-Reporting Limit

ANALYTICAL RESOURCES INCORPORATED

INORGANICS ANALYSIS DATA SHEET
TOTAL METALS

Sample ID: MW-106,9-10
SAMPLE

Lab Sample ID: GM58K
LIMS ID: 04-5063
Matrix: Soil
Data Release Authorized:
Reported: 04/14/04

QC Report No: GM58-Landau Associates
Project: POA Uplands Investig
529009.311
Date Sampled: 03/31/04
Date Received: 04/01/04

Percent Total Solids: 26.1%

Prep Meth	Prep Date	Analysis Method	Analysis Date	CAS Number	Analyte	RL	mg/kg-dry	Q
3050B	04/08/04	6010B	04/09/04	7440-36-0	Antimony	20	20	U
3050B	04/08/04	7060A	04/12/04	**7440-38-2**	**Arsenic**	0.9	**7.5**	
3050B	04/08/04	6010B	04/09/04	7440-43-9	Cadmium	0.8	0.8	U
3050B	04/08/04	6010B	04/09/04	**7440-50-8**	**Copper**	0.8	**94.4**	
3050B	04/08/04	6010B	04/09/04	**7439-92-1**	**Lead**	8	**94**	
CLP	04/08/04	7471A	04/09/04	**7439-97-6**	**Mercury**	0.2	**0.2**	
3050B	04/08/04	6010B	04/09/04	**7440-02-0**	**Nickel**	4	**21**	
3050B	04/08/04	6010B	04/09/04	7440-28-0	Thallium	20	20	U

U-Analyte undetected at given RL
RL-Reporting Limit

ANALYTICAL RESOURCES INCORPORATED

INORGANICS ANALYSIS DATA SHEET
TOTAL METALS
Page 1 of 1

Sample ID: MW-106,14-15
SAMPLE

Lab Sample ID: GM58L
LIMS ID: 04-5064
Matrix: Soil
Data Release Authorized:
Reported: 04/14/04

QC Report No: GM58-Landau Associates
Project: POA Uplands Investig
529009.311
Date Sampled: 03/31/04
Date Received: 04/01/04

Percent Total Solids: 18.3%

Prep Meth	Prep Date	Analysis Method	Analysis Date	CAS Number	Analyte	RL	mg/kg-dry	Q
3050B	04/08/04	6010B	04/09/04	7440-36-0	Antimony	30	30	U
3050B	04/08/04	7060A	04/13/04	**7440-38-2**	**Arsenic**	0.5	**4.0**	
3050B	04/08/04	6010B	04/09/04	7440-43-9	Cadmium	1	1	U
3050B	04/08/04	6010B	04/09/04	**7440-50-8**	**Copper**	1	**80**	
3050B	04/08/04	6010B	04/09/04	**7439-92-1**	**Lead**	10	**80**	
CLP	04/08/04	7471A	04/09/04	7439-97-6	Mercury	0.2	0.2	U
3050B	04/08/04	6010B	04/09/04	**7440-02-0**	**Nickel**	5	**8**	
3050B	04/08/04	6010B	04/09/04	7440-28-0	Thallium	30	30	U

U-Analyte undetected at given RL
RL-Reporting Limit

ANALYTICAL RESOURCES INCORPORATED

INORGANICS ANALYSIS DATA SHEET
TOTAL METALS

Sample ID: MW-111,2-3
SAMPLE

Lab Sample ID: GM58M
LIMS ID: 04-5065
Matrix: Soil
Data Release Authorized:
Reported: 04/14/04

QC Report No: GM58-Landau Associates
Project: POA Uplands Investig
529009.311
Date Sampled: 03/29/04
Date Received: 04/01/04

Percent Total Solids: 90.8%

Prep Meth	Prep Date	Analysis Method	Analysis Date	CAS Number	Analyte	RL	mg/kg-dry	Q
3050B	04/08/04	6010B	04/12/04	**7440-47-3**	**Chromium**	1	**37**	
3050B	04/08/04	6010B	04/12/04	**7440-66-6**	**Zinc**	2	**81**	

U-Analyte undetected at given RL
RL-Reporting Limit

ANALYTICAL RESOURCES INCORPORATED

INORGANICS ANALYSIS DATA SHEET
TOTAL METALS

Sample ID: MW-111,4-5
SAMPLE

Lab Sample ID: GM58N
LIMS ID: 04-5066
Matrix: Soil
Data Release Authorized:
Reported: 04/14/04

QC Report No: GM58-Landau Associates
Project: POA Uplands Investig
529009.311
Date Sampled: 03/29/04
Date Received: 04/01/04

Percent Total Solids: 89.5%

Prep Meth	Prep Date	Analysis Method	Analysis Date	CAS Number	Analyte	RL	mg/kg-dry	Q
3050B	04/08/04	6010B	04/09/04	7440-36-0	Antimony	5	5	U
3050B	04/08/04	7060A	04/12/04	**7440-38-2**	**Arsenic**	0.3	**3.6**	
3050B	04/08/04	6010B	04/09/04	7440-43-9	Cadmium	0.2	0.2	U
3050B	04/08/04	6010B	04/09/04	**7440-47-3**	**Chromium**	0.5	**46.1**	
3050B	04/08/04	6010B	04/09/04	**7440-50-8**	**Copper**	0.2	**25.7**	
3050B	04/08/04	6010B	04/09/04	**7439-92-1**	**Lead**	2	**7**	
CLP	04/08/04	7471A	04/09/04	**7439-97-6**	**Mercury**	0.04	**0.06**	
3050B	04/08/04	6010B	04/09/04	**7440-02-0**	**Nickel**	1	**37**	
3050B	04/08/04	6010B	04/09/04	7440-28-0	Thallium	5	5	U
3050B	04/08/04	6010B	04/09/04	**7440-66-6**	**Zinc**	0.6	**57.0**	

U-Analyte undetected at given RL
RL-Reporting Limit

ANALYTICAL RESOURCES INCORPORATED

INORGANICS ANALYSIS DATA SHEET
TOTAL METALS

Sample ID: MW-111,4-5 DUPLICATE

Lab Sample ID: GM58N
LIMS ID: 04-5066
Matrix: Soil
Data Release Authorized:
Reported: 04/14/04

QC Report No: GM58-Landau Associates
Project: POA Uplands Investig 529009.311
Date Sampled: 03/29/04
Date Received: 04/01/04

MATRIX DUPLICATE QUALITY CONTROL REPORT

Analyte	Analysis Method	Sample	Duplicate	RPD	Control Limit	Q
Antimony	6010B	5 U	5 U	0.0%	+/- 5	L
Arsenic	7060A	3.6	3.6	0.0%	+/- 20%	
Cadmium	6010B	0.2 U	0.2 U	0.0%	+/- 0.2	L
Chromium	6010B	46.1	43.2	6.5%	+/- 20%	
Copper	6010B	25.7	27.1	5.3%	+/- 20%	
Lead	6010B	7	8	13.3%	+/- 2	L
Mercury	7471A	0.06	0.05	18.2%	+/- 0.04	L
Nickel	6010B	37	33	11.4%	+/- 20%	
Thallium	6010B	5 U	5 U	0.0%	+/- 5	L
Zinc	6010B	57.0	56.7	0.5%	+/- 20%	

Reported in mg/kg-dry

*-Control Limit Not Met
L-RPD Invalid, Limit = Detection Limit

ANALYTICAL RESOURCES INCORPORATED

INORGANICS ANALYSIS DATA SHEET
TOTAL METALS

Sample ID: MW-111,4-5
MATRIX SPIKE

Lab Sample ID: GM58N
LIMS ID: 04-5066
Matrix: Soil
Data Release Authorized:
Reported: 04/14/04

QC Report No: GM58-Landau Associates
Project: POA Uplands Investig
529009.311
Date Sampled: 03/29/04
Date Received: 04/01/04

MATRIX SPIKE QUALITY CONTROL REPORT

Analyte	Analysis Method	Sample	Spike	Spike Added	% Recovery	Q
Antimony	6010B	5 U	47	213	22.1%	N
Arsenic	7060A	3.6	12.9	10.3	90.3%	
Cadmium	6010B	0.2 U	52.0	53.2	97.7%	
Chromium	6010B	46.1	87.2	53.2	77.3%	
Copper	6010B	25.7	79.4	53.2	101%	
Lead	6010B	7	211	213	95.8%	
Mercury	7471A	0.06	0.57	0.44	116%	
Nickel	6010B	37	83	53	86.8%	
Thallium	6010B	5 U	198	213	93.0%	
Zinc	6010B	57.0	110	53.2	99.6%	

Reported in mg/kg-dry

N-Control Limit Not Met
H-% Recovery Not Applicable, Sample Concentration Too High
NA-Not Applicable, Analyte Not Spiked

Percent Recovery Limits: 75-125%

ANALYTICAL RESOURCES INCORPORATED

INORGANICS ANALYSIS DATA SHEET
TOTAL METALS

Sample ID: LSB-5,4-5
SAMPLE

Lab Sample ID: GM58O
LIMS ID: 04-5067
Matrix: Soil
Data Release Authorized:
Reported: 04/14/04

QC Report No: GM58-Landau Associates
Project: POA Uplands Investig
529009.311
Date Sampled: 03/31/04
Date Received: 04/01/04

Percent Total Solids: 76.6%

Prep Meth	Prep Date	Analysis Method	Analysis Date	CAS Number	Analyte	RL	mg/kg-dry	Q
3050B	04/08/04	6010B	04/12/04	7440-36-0	Antimony	30	30	U
3050B	04/08/04	7060A	04/12/04	**7440-38-2**	**Arsenic**	0.3	**2.5**	
3050B	04/08/04	6010B	04/12/04	7440-43-9	Cadmium	1	1	U
3050B	04/08/04	6010B	04/12/04	**7440-50-8**	**Copper**	1	**52**	
3050B	04/08/04	6010B	04/12/04	7439-92-1	Lead	10	10	U
CLP	04/08/04	7471A	04/09/04	7439-97-6	Mercury	0.06	0.06	U
3050B	04/08/04	6010B	04/12/04	**7440-02-0**	**Nickel**	6	**39**	
3050B	04/08/04	6010B	04/12/04	7440-28-0	Thallium	30	30	U

U-Analyte undetected at given RL
RL-Reporting Limit

ANALYTICAL RESOURCES INCORPORATED

INORGANICS ANALYSIS DATA SHEET
TOTAL METALS

Sample ID: LSB-5,7-8
SAMPLE

Lab Sample ID: GM58P
LIMS ID: 04-5068
Matrix: Soil
Data Release Authorized:
Reported: 04/14/04

QC Report No: GM58-Landau Associates
Project: POA Uplands Investig
529009.311
Date Sampled: 03/31/04
Date Received: 04/01/04

Percent Total Solids: 61.8%

Prep Meth	Prep Date	Analysis Method	Analysis Date	CAS Number	Analyte	RL	mg/kg-dry	Q
3050B	04/08/04	6010B	04/12/04	7440-36-0	Antimony	20	20	U
3050B	04/08/04	7060A	04/13/04	**7440-38-2**	**Arsenic**	0.8	**4.4**	
3050B	04/08/04	6010B	04/12/04	7440-43-9	Cadmium	0.8	0.8	U
3050B	04/08/04	6010B	04/12/04	**7440-50-8**	**Copper**	0.8	**63.6**	
3050B	04/08/04	6010B	04/12/04	**7439-92-1**	**Lead**	8	**18**	
CLP	04/08/04	7471A	04/09/04	7439-97-6	Mercury	0.07	0.07	U
3050B	04/08/04	6010B	04/12/04	**7440-02-0**	**Nickel**	4	**31**	
3050B	04/08/04	6010B	04/12/04	7440-28-0	Thallium	20	20	U

U-Analyte undetected at given RL
RL-Reporting Limit

ANALYTICAL RESOURCES INCORPORATED

INORGANICS ANALYSIS DATA SHEET
TOTAL METALS
Page 1 of 1

Sample ID: LSB-5,9-10
SAMPLE

Lab Sample ID: GM58Q
LIMS ID: 04-5069
Matrix: Soil
Data Release Authorized:
Reported: 04/14/04

QC Report No: GM58-Landau Associates
Project: POA Uplands Investig
529009.311
Date Sampled: 03/31/04
Date Received: 04/01/04

Percent Total Solids: 58.3%

Prep Meth	Prep Date	Analysis Method	Analysis Date	CAS Number	Analyte	RL	mg/kg-dry	Q
3050B	04/08/04	6010B	04/12/04	7440-36-0	Antimony	20	20	U
3050B	04/08/04	7060A	04/13/04	**7440-38-2**	**Arsenic**	2	**8**	
3050B	04/08/04	6010B	04/12/04	7440-43-9	Cadmium	0.8	0.8	U
3050B	04/08/04	6010B	04/12/04	**7440-50-8**	**Copper**	0.8	**76.0**	
3050B	04/08/04	6010B	04/12/04	**7439-92-1**	**Lead**	8	**12**	
CLP	04/08/04	7471A	04/09/04	7439-97-6	Mercury	0.08	0.08	U
3050B	04/08/04	6010B	04/12/04	**7440-02-0**	**Nickel**	4	**43**	
3050B	04/08/04	6010B	04/12/04	7440-28-0	Thallium	20	20	U

U-Analyte undetected at given RL
RL-Reporting Limit

ANALYTICAL RESOURCES INCORPORATED

INORGANICS ANALYSIS DATA SHEET
TOTAL METALS

Sample ID: LSB-5,10-11
SAMPLE

Lab Sample ID: GM58R
LIMS ID: 04-5070
Matrix: Soil
Data Release Authorized:
Reported: 04/14/04

QC Report No: GM58-Landau Associates
Project: POA Uplands Investig
529009.311
Date Sampled: 03/31/04
Date Received: 04/01/04

Percent Total Solids: 50.2%

Prep Meth	Prep Date	Analysis Method	Analysis Date	CAS Number	Analyte	RL	mg/kg-dry	Q
3050B	04/08/04	6010B	04/12/04	7440-36-0	Antimony	20	20	U
3050B	04/08/04	7060A	04/12/04	**7440-38-2**	**Arsenic**	0.5	**6.4**	
3050B	04/08/04	6010B	04/12/04	7440-43-9	Cadmium	1	1	U
3050B	04/08/04	6010B	04/12/04	**7440-50-8**	**Copper**	1	**84**	
3050B	04/08/04	6010B	04/12/04	**7439-92-1**	**Lead**	10	**40**	
CLP	04/08/04	7471A	04/09/04	**7439-97-6**	**Mercury**	0.1	**0.1**	
3050B	04/08/04	6010B	04/12/04	**7440-02-0**	**Nickel**	5	**46**	
3050B	04/08/04	6010B	04/12/04	7440-28-0	Thallium	20	20	U

U-Analyte undetected at given RL
RL-Reporting Limit

ANALYTICAL RESOURCES INCORPORATED

INORGANICS ANALYSIS DATA SHEET
TOTAL METALS

Sample ID: LSB-5,14-15
SAMPLE

Lab Sample ID: GM58S
LIMS ID: 04-5071
Matrix: Soil
Data Release Authorized:
Reported: 04/14/04

QC Report No: GM58-Landau Associates
Project: POA Uplands Investig
529009.311
Date Sampled: 03/31/04
Date Received: 04/01/04

Percent Total Solids: 20.1%

Prep Meth	Prep Date	Analysis Method	Analysis Date	CAS Number	Analyte	RL	mg/kg-dry	Q
3050B	04/08/04	6010B	04/09/04	7440-36-0	Antimony	20	20	U
3050B	04/08/04	7060A	04/12/04	**7440-38-2**	**Arsenic**	1	**11**	
3050B	04/08/04	6010B	04/09/04	**7440-43-9**	**Cadmium**	0.9	**2.6**	
3050B	04/08/04	6010B	04/09/04	**7440-50-8**	**Copper**	0.9	**26.6**	
3050B	04/08/04	6010B	04/09/04	**7439-92-1**	**Lead**	9	**257**	
CLP	04/08/04	7471A	04/09/04	7439-97-6	Mercury	0.2	0.2	U
3050B	04/08/04	6010B	04/09/04	**7440-02-0**	**Nickel**	5	**12**	
3050B	04/08/04	6010B	04/09/04	7440-28-0	Thallium	20	20	U

U-Analyte undetected at given RL
RL-Reporting Limit

ANALYTICAL RESOURCES INCORPORATED

INORGANICS ANALYSIS DATA SHEET
TOTAL METALS
Page 1 of 1

Sample ID: LSB-6,4-5
SAMPLE

Lab Sample ID: GM58T
LIMS ID: 04-5072
Matrix: Soil
Data Release Authorized:
Reported: 04/14/04

QC Report No: GM58-Landau Associates
Project: POA Uplands Investig
529009.311
Date Sampled: 03/31/04
Date Received: 04/01/04

Percent Total Solids: 66.2%

Prep Meth	Prep Date	Analysis Method	Analysis Date	CAS Number	Analyte	RL	mg/kg-dry	Q
3050B	04/08/04	6010B	04/12/04	7440-36-0	Antimony	20	20	U
3050B	04/08/04	7060A	04/13/04	**7440-38-2**	**Arsenic**	0.7	**4.1**	
3050B	04/08/04	6010B	04/12/04	7440-43-9	Cadmium	0.7	0.7	U
3050B	04/08/04	6010B	04/12/04	**7440-50-8**	**Copper**	0.7	**54.4**	
3050B	04/08/04	6010B	04/12/04	**7439-92-1**	**Lead**	7	**9**	
CLP	04/08/04	7471A	04/09/04	7439-97-6	Mercury	0.05	0.05	U
3050B	04/08/04	6010B	04/12/04	**7440-02-0**	**Nickel**	4	**28**	
3050B	04/08/04	6010B	04/12/04	7440-28-0	Thallium	20	20	U

U-Analyte undetected at given RL
RL-Reporting Limit

ANALYTICAL RESOURCES INCORPORATED

INORGANICS ANALYSIS DATA SHEET
TOTAL METALS
Page 1 of 1

Sample ID: LSB-6,6-7
SAMPLE

Lab Sample ID: GM58U
LIMS ID: 04-5073
Matrix: Soil
Data Release Authorized:
Reported: 04/14/04

QC Report No: GM58-Landau Associates
Project: POA Uplands Investig
529009.311
Date Sampled: 03/31/04
Date Received: 04/01/04

Percent Total Solids: 55.1%

Prep Meth	Prep Date	Analysis Method	Analysis Date	CAS Number	Analyte	RL	mg/kg-dry	Q
3050B	04/08/04	6010B	04/12/04	7440-36-0	Antimony	20	20	U
3050B	04/08/04	7060A	04/12/04	**7440-38-2**	**Arsenic**	0.4	**9.6**	
3050B	04/08/04	6010B	04/12/04	7440-43-9	Cadmium	0.9	0.9	U
3050B	04/08/04	6010B	04/12/04	**7440-50-8**	**Copper**	0.9	**139**	
3050B	04/08/04	6010B	04/12/04	**7439-92-1**	**Lead**	9	**69**	
CLP	04/08/04	7471A	04/09/04	7439-97-6	Mercury	0.07	0.07	U
3050B	04/08/04	6010B	04/12/04	**7440-02-0**	**Nickel**	4	**29**	
3050B	04/08/04	6010B	04/12/04	7440-28-0	Thallium	20	20	U

U-Analyte undetected at given RL
RL-Reporting Limit

ANALYTICAL RESOURCES INCORPORATED

INORGANICS ANALYSIS DATA SHEET
TOTAL METALS

Sample ID: LSB-6,14-15
SAMPLE

Lab Sample ID: GM58V
LIMS ID: 04-5074
Matrix: Soil
Data Release Authorized:
Reported: 04/14/04

QC Report No: GM58-Landau Associates
Project: POA Uplands Investig
529009.311
Date Sampled: 03/31/04
Date Received: 04/01/04

Percent Total Solids: 29.8%

Prep Meth	Prep Date	Analysis Method	Analysis Date	CAS Number	Analyte	RL	mg/kg-dry	Q
3050B	04/08/04	6010B	04/09/04	7440-36-0	Antimony	20	20	U
3050B	04/08/04	7060A	04/12/04	**7440-38-2**	**Arsenic**	0.8	**4.4**	
3050B	04/08/04	6010B	04/09/04	7440-43-9	Cadmium	0.6	0.6	U
3050B	04/08/04	6010B	04/09/04	**7440-50-8**	**Copper**	0.6	**54.5**	
3050B	04/08/04	6010B	04/09/04	**7439-92-1**	**Lead**	6	**37**	
CLP	04/08/04	7471A	04/09/04	7439-97-6	Mercury	0.1	0.1	U
3050B	04/08/04	6010B	04/09/04	**7440-02-0**	**Nickel**	3	**23**	
3050B	04/08/04	6010B	04/09/04	7440-28-0	Thallium	20	20	U

U-Analyte undetected at given RL
RL-Reporting Limit

ANALYTICAL RESOURCES INCORPORATED

INORGANICS ANALYSIS DATA SHEET
TOTAL METALS

Sample ID: LAB CONTROL

Lab Sample ID: GM58LCS
LIMS ID: 04-5066
Matrix: Soil
Data Release Authorized:
Reported: 04/14/04

QC Report No: GM58-Landau Associates
Project: POA Uplands Investig
529009.311
Date Sampled: NA
Date Received: NA

BLANK SPIKE QUALITY CONTROL REPORT

Analyte	Analysis Method	Spike Found	Spike Added	% Recovery	Q
Antimony	6010B	211	200	106%	
Arsenic	7060A	9.6	10.0	96.0%	
Cadmium	6010B	49.2	50.0	98.4%	
Chromium	6010B	49.0	50.0	98.0%	
Copper	6010B	49.3	50.0	98.6%	
Lead	6010B	203	200	102%	
Mercury	7471A	1.14	1.00	114%	
Nickel	6010B	49	50	98.0%	
Thallium	6010B	200	200	100%	
Zinc	6010B	50.0	50.0	100%	

Reported in mg/kg-dry

N-Control limit not met
Control Limits: 80-120%

ANALYTICAL RESOURCES INCORPORATED

INORGANICS ANALYSIS DATA SHEET
TOTAL METALS
Page 1 of 1

Sample ID: LAB CONTROL

Lab Sample ID: GM58LCS
LIMS ID: 04-5073
Matrix: Soil
Data Release Authorized:
Reported: 04/14/04

QC Report No: GM58-Landau Associates
Project: POA Uplands Investig
529009.311
Date Sampled: NA
Date Received: NA

BLANK SPIKE QUALITY CONTROL REPORT

Analyte	Analysis Method	Spike Found	Spike Added	% Recovery	Q
Antimony	6010B	209	200	104%	
Arsenic	7060A	9.5	10.0	95.0%	
Cadmium	6010B	53.4	50.0	107%	
Copper	6010B	51.1	50.0	102%	
Lead	6010B	213	200	106%	
Mercury	7471A	1.10	1.00	110%	
Nickel	6010B	49	50	98.0%	
Thallium	6010B	210	200	105%	

Reported in mg/kg-dry

N-Control limit not met
Control Limits: 80-120%

METHOD BLANK RESULTS-CONVENTIONALS
GM58-Landau Associates

ANALYTICAL RESOURCES INCORPORATED

Matrix: Soil
Data Release Authorized: GM
Reported: 04/23/04

Project: POA Uplands Investig
Event: 529009.311
Date Sampled: NA
Date Received: NA

Analyte	Date	Units	Blank
Hexavalent Chrome	04/16/04	mg/kg	< 0.010 U
Total Solids	04/14/04	Percent	< 0.01 U

SAMPLE RESULTS-CONVENTIONALS
GM58-Landau Associates

ANALYTICAL RESOURCES INCORPORATED

Matrix: Soil
Data Release Authorized: [signature]
Reported: 04/23/04

Project: POA Uplands Investig
Event: 529009.311
Date Sampled: 03/29/04
Date Received: 04/01/04

Client ID: MW-111,2-3
ARI ID: 04-5065 GM58M

Analyte	Date	Method	Units	RL	Sample
Hexavalent Chrome	04/16/04	SM3500Cr-D	mg/kg	0.110	0.153
Total Solids	04/14/04	EPA 160.3	Percent	0.01	91.30

RL Analytical reporting limit
U Undetected at reported detection limit

Hexavalent Chrome performed on KH2PO4 Extracts.

SAMPLE RESULTS-CONVENTIONALS
GM58-Landau Associates

ANALYTICAL RESOURCES INCORPORATED

Matrix: Soil
Data Release Authorized:
Reported: 04/23/04

Project: POA Uplands Investig
Event: 529009.311
Date Sampled: 03/29/04
Date Received: 04/01/04

Client ID: MW-111,4-5
ARI ID: 04-5066 GM58N

Analyte	Date	Method	Units	RL	Sample
Hexavalent Chrome	04/16/04	SM3500Cr-D	mg/kg	0.112	< 0.112 U
Total Solids	04/14/04	EPA 160.3	Percent	0.01	89.20

RL Analytical reporting limit
U Undetected at reported detection limit

Hexavalent Chrome performed on KH2PO4 Extracts.

STANDARD REFERENCE RESULTS-CONVENTIONALS
GM58-Landau Associates

ANALYTICAL RESOURCES INCORPORATED

Matrix: Soil
Data Release Authorized: 24
Reported: 04/23/04

Project: POA Uplands Investig
Event: 529009.311
Date Sampled: NA
Date Received: NA

Analyte/SRM ID	Date	Units	SRM	True Value	Recovery
Hexavalent Chrome Soil Hexavalent Chrome	04/16/04	mg/kg	0.250	0.250	100.0%

REPLICATE RESULTS-CONVENTIONALS
GM58-Landau Associates

ANALYTICAL RESOURCES INCORPORATED

Matrix: Soil
Data Release Authorized: 04/23/04
Reported: 04/23/04

Project: POA Uplands Investig
Event: 529009.311
Date Sampled: 03/29/04
Date Received: 04/01/04

Analyte	ID Date	Units	Sample	Replicate	RPD
Hexavalent Chrome	GM58M MW-111,2-3 04/16/04	mg/kg	0.153	0.153	0.0%
Total Solids	GM58M MW-111,2-3 04/14/04	Percent	91.30	91.10	0.2%
	GM58M MW-111,2-3 04/14/04	Percent	91.30	92.40	1.2%

MS/MSD RESULTS-CONVENTIONALS
GM58-Landau Associates

ANALYTICAL RESOURCES INCORPORATED

Matrix: Soil
Data Release Authorized: AH
Reported: 04/23/04

Project: POA Uplands Investig
Event: 529009.311
Date Sampled: 03/29/04
Date Received: 04/01/04

Analyte	ID Date	Units	Sample	Spike	Spike Added	Recovery
Hexavalent Chrome	GM58M MW-111,2-3 04/16/04	mg/kg	0.153	1.73	6.09	25.9%